

Job Name/Location:

Tag No:

Date:

For: File Resubmit

PO No.:

Approval Other

Architect:

GC:

Engr:

Mech:

Rep:

(Company)

(Project Manager)



KNMFB071A

R32 Multi F One-Way Ceiling Cassette Indoor Unit

7,000 Btu/h

**Performance:**

Nominal Cooling Capacity (Btu/h)	7,000
Nominal Heating Capacity (Btu/h)	8,100

Cooling Nominal Test Conditions:

Indoor: 80°F DB / 67°F WB
Outdoor: 95°F DB / 75°F WB

Heating Nominal Test Conditions:

Indoor: 70°F DB / 60°F WB
Outdoor: 47°F DB / 43°F WB**Electrical:**

Power Supply (V/Hz/Ø) ^{1,2}	208-230/60/1
Rated Amps (A)	0.58

Piping:

Installed Liquid Pipe (in., O.D.)	Ø1/4
Installed Vapor Pipe (in., O.D.)	Ø3/8
Liquid Connection (in., O.D.)	Ø1/4
Vapor Connection (in., O.D.)	Ø3/8
Drain (in., O.D. / I.D.)	1-1/4, 1
Temperature Sensor	Thermistor

Controls Features:

- Two thermistor control
- On / off timer
- Auto operation
- Auto restart
- Auto swing
- Child lock function
- Drain pump
- Group control
- Inverter (variable speed fan)
- Jet Cool / Jet Heat
- R32 leak detection sensor
- Built-in Wi-Fi via Smart ThinQ app

Included Accessories:

- ☐ Wireless Remote Controller - AKB75735426

Required Accessories:

- ☐ Panel (50" x 16-7/32") - PT-UCA

Optional Accessories:

- ☐ Auxiliary Heater Kit - PRARH1
- ☐ Single-Port Shutoff Valve - PRHPZ010A
- ☐ R32 Alarm Kit - PLDCAA0S

Controller Options:

- ☐ MultiSITE™ CRC* Controllers
- ☐ Simple Remote Controllers
- ☐ Standard III Remote Controllers
- ☐ Deluxe Remote Controller
- ☐ Remote Temperature Button Sensor
- ☐ Dry Contacts

Entering Mixed Air:

Cooling (°F DB)	57 ~ 77
Heating (°F WB)	59 ~ 81

Unit Data:

Refrigerant Type	R32
Refrigerant Control	EEV
Sound Pressure (Max./H/M/L) dB(A) ³	33 / 30 / 28 / 25
Net Weight (lbs.)	30.4
Shipping Weight (lbs.)	37.0
Panel Net Weight (lbs.)	10.8
Panel Shipping Weight (lbs.)	13.9

Fan:


Type	Cross Flow
Quantity	1
Motor/Drive	Brushless Digitally Controlled/Direct
Air Flow Max./H/M/L (CFM)	325 / 289 / 258 / 226
Dehumidification Rate (pts./hr.)	1.4

Notes:

- Acceptable operating voltage: 187V-253V.
- The power wiring and the communication wiring from the outdoor unit to the indoor unit, or from the branch distribution unit to the indoor unit is field supplied and must be stranded, shielded or unshielded (if shielded, it must be grounded to the chassis of the outdoor unit only). All wiring must comply with applicable local and national codes.
 - Power Wiring and Communication Wiring from Outdoor Unit to Indoor Unit (No. x AWG) 3 x 14 / 2 x 18.
 - Power Wiring and Communication Wiring from Branch Distribution Unit to Indoor Unit (No. x AWG) 3 x 14 / 2 x 18.
- Sound Pressure levels are tested in an anechoic chamber under ISO Standard 3745.
- See Engineering Manual for sensible and latent capacities.
- The indoor unit comes with a dry helium charge.
- Corresponding refrigerant piping length is in accordance with standard length of each outdoor unit and the level difference is 0 ft. All capacities are net with a combination ratio between 95 - 105%.
- Must follow installation instructions in the applicable LG installation manual.

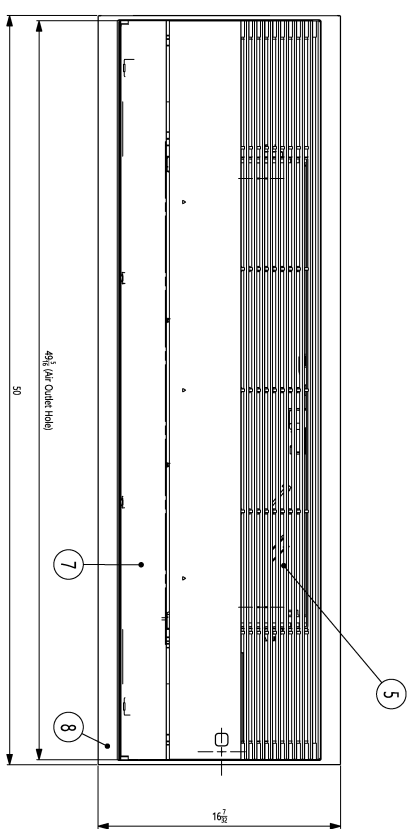
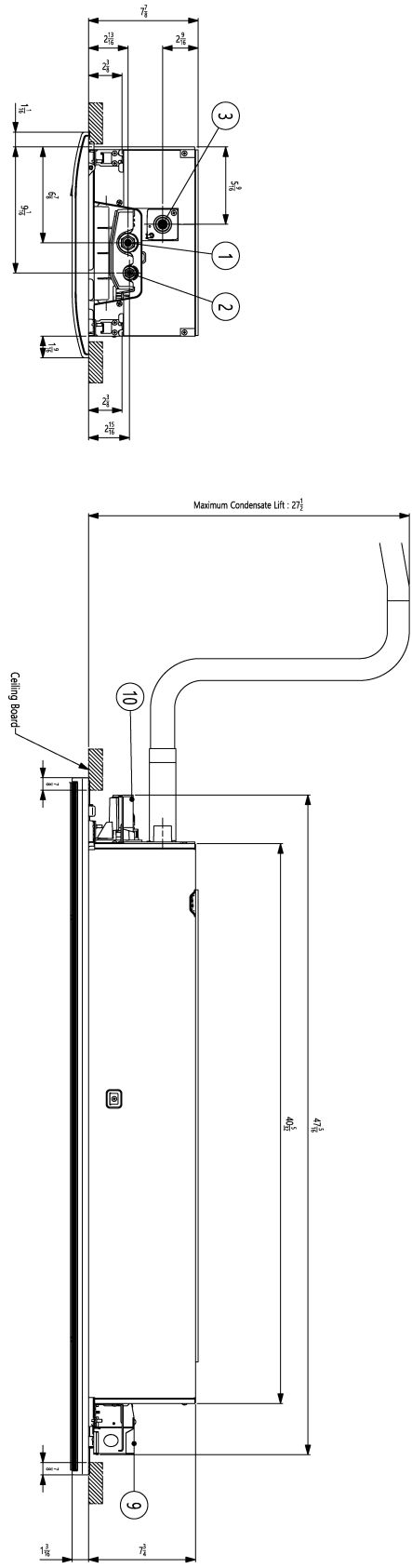
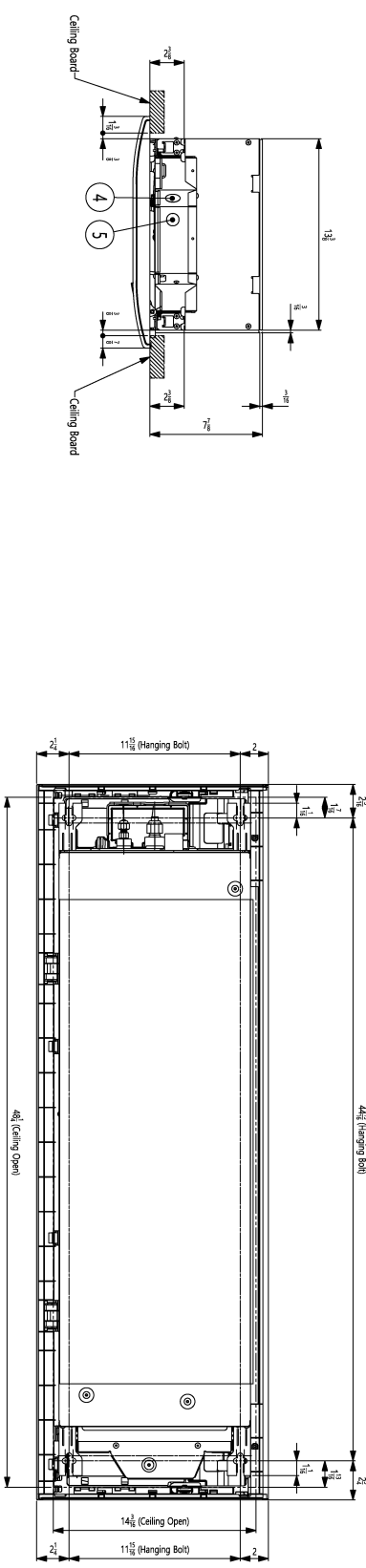


KNMFB071A
R32 Multi F One-Way Ceiling Cassette Indoor Unit
7,000 Btu/h

**LG**

Tag No.: _____
Date: _____
PO No.: _____

Unit : inch
Chassis Code : TC



Installation position of body

NO.	Part Name	Description
11	Flexible Drain Hose	
10	Cable Drain	Supplied with product
9	Cable Control Assy	
8	Decorative Panel	PT-LUCA
7	Air Outlet	Supplied with panel
6	Air Inlet	Supplied with panel (Decorative/Gille)
5	Wide remote controller wire routing hole	Knock-out type
4	Power and communication cable routing hole	
3	Drain Pipe Connection	
2	Liquid Pipe Connection	
1	Gas Pipe Connection	