

Job Name/Location:

Tag No.:

Date:

For: File Resubmit
Approval Other

PO No.:

Architect: GC:

Engr: Mech:

Rep: (Company) (Project Manager)

KSSLE602A

R32 Single Zone Multi-Position Air Handling Unit

Outdoor Unit (ODU) - KUSXE601A, Indoor Unit (IDU) - KNSLE602A



Performance:

Cooling:

Cooling Capacity (Min~Rated~Max, Btu/h)	20,500 ~ 55,000 ~ 57,000
SEER2	16.00
EER2	10.00

SEER - Seasonal Energy Efficiency Ratio EER - Energy Efficiency Ratio

Heating:

Heating Capacity (Min~Rated~Max, Btu/h)	21,500 ~ 55,000 ~ 57,000
HSPF2	8.5
Max. Heating @ Indoor 70°F DB (Btu/h)	
Outdoor 17°F WB	39,860
Outdoor 5°F WB	33,000

HSPF - Heating Seasonal Performance Factor
Cooling Nominal Test Conditions:
Indoor: 80°F DB / 67°F WB
Outdoor: 95°F DB / 75°F WB
Heating Nominal Test Conditions:
Indoor: 70°F DB / 60°F WB
Outdoor: 47°F DB / 43°F WB

Electrical:

Power Supply (V/Hz/Ø)	208-230/60/1
MOP (A)	40
MCA (A)	30.7
Cooling / Heating Rated Amps (A)	24.2 / 22.1
Compressor (A)	22
Fan Motor (IDU + ODU) (A)	4.8 + (1.6 x 2)
Cooling Power Input (Min~Rated~Max, kW)	1.60 ~ 5.50 ~ 6.40
Heating Power Input (Min~Rated~Max, kW)	1.84 ~ 5.04 ~ 5.70
Locked Rotor Amps (A)	22

MOP - Maximum Overcurrent Protection MCA - Minimum Circuit Ampacity

Piping:

Installed Liquid Pipe (in., O.D.)	3/8
Installed Vapor Pipe (in., O.D.)	3/4
IDU Liquid Connection (in., O.D.)	3/8
IDU Vapor Connection (in., O.D.)	3/4
Additional Refrigerant (oz./ft.)	0.43
Min. / Max. Pipe Length (ft.) ²	16.4 / 164
Piping Length (no add'l refriger., ft.)	24.6
Max. Elevation (ft.)	98.4

Controls Features:

- Inverter (Variable Speed Compressor)
- Hot Start
- Self Diagnosis
- Soft Dry Operation
- Auto Changeover
- R32 Leak Detection Sensor
- Child Lock
- Auto Operation
- Auto Restart
- Sleep Mode
- Timer (on/off/weekly)
- Two Thermistor Control
- Optional Wi-Fi Control
- ESP Control

Standard Features:

- Access Panel for Field Supplied Air Filter - 24 x 20 x 1

Optional Accessories:

- Auxiliary Heater Kit - PRARH1
- Wi-Fi Module - PWFMD200
- Single Port Shutoff Valve - PRHPZ010A
- ODU Base Pan Heater - PQSH1200
- Downflow Conversion Kit - PNDFA0
- Electric Heat Kits - ANEHxx3Cx³

Controller Options:

- Wireless Remote Controller⁴
- MultiSITE™ CRC Controllers
- Simple Remote Controller
- Standard III Remote Controllers
- Remote Temperature Button Sensor
- Dry Contacts
- AC Smart 5 Central Controller
- LonWorks® Gateway
- MultiSITE Comm. Mgr.
- ACP 5 BACnet™ Gateway

Operating Range:

Outdoor Unit:

Cooling (°F DB)	14 ~ 118
Heating (°F WB)	4 ~ 64

Indoor Unit:

Cooling (°F WB)	57 ~ 77
Heating (°F DB)	59 ~ 81

System Data:

Refrigerant Type	R32
Refrigerant Control	EEV
Refrigerant Charge (oz)	105.8
ODU Sound Pressure (Cooling / Heating) (±1 dB[A]) ⁵	54 / 56
IDU Sound Pressure (H/M/L) (±1 dB[A]) ⁵	47 / 43 / 39
ODU Net / Shipping Weight (lbs.)	190.2 / 214.3
IDU Net / Shipping Weight (lbs.)	148 / 162
Heat Exchanger Coating	GoldFin™

Fan:

ODU Type	Propeller
IDU Type	Sirocco
Fan Speeds (Fan/Cool/Heat)	3 / 3 / 3
Fan Quantity (ODU + IDU)	2 + 1
Motor/Drive	Brushless Digitally Controlled/Direct
Maximum ODU Air Volume (CFM)	1,942 x 2
IDU Air Flow (CFM Max. H/M/L)	1,750 / 1,580 / 1,400
Default ESP (in wg)	0.4
Minimum ESP/Fan Setting Value ⁶	0.1 / 66
Maximum ESP/Fan Setting Value ⁶	1.0 / 120
Dehumidification (pts./hr.)	9.10

Notes:

- Acceptable operating voltage: 187V-253V.
- Piping lengths are equivalent.
- Refer to the Engineering Manual for available auxiliary heater capacities.
- Requires an LG wall controller because Multi-Position AHU do not have an infrared receiver.
- Sound Pressure levels are tested in an anechoic chamber under ISO Standard 3745.
- Maximum static pressure may result in reduced airflow (CFM).
- All power supply wiring to the outdoor unit is field supplied, solid or stranded. The power wiring and the communication wiring from the outdoor unit to the indoor unit is field supplied and must be stranded, shielded or unshielded (if shielded, it must be grounded to the chassis of the outdoor unit only). All wiring must comply with applicable local and national codes.
 - Power Supply Wiring to ODU: (No. x AWG): 3 x 12 for 12k, 18k, and 24k; 3 x 10 for 30k, 36k, 42k, 48k and 60k.
 - Power Wiring and Communication Wiring from Outdoor Unit to Indoor Unit: (No. x AWG) 3 x 14 / 2 x 18.
- See Engineering Manual for sensible and latent capacities.
- Power wiring cable size must comply with the applicable local and national code.
- The indoor unit comes with a dry helium charge.
- This data is rated 0 ft. above sea level, with 24.6 ft. of refrigerant line and a 0 ft. level difference between outdoor and indoor units.
- Must follow installation instructions in the applicable LG installation manual.

BACnet™ is a registered trademark of ASHRAE. LonWorks® is a trademark of Echelon Corporation.



For a complete list of available accessories, contact your LG representative.

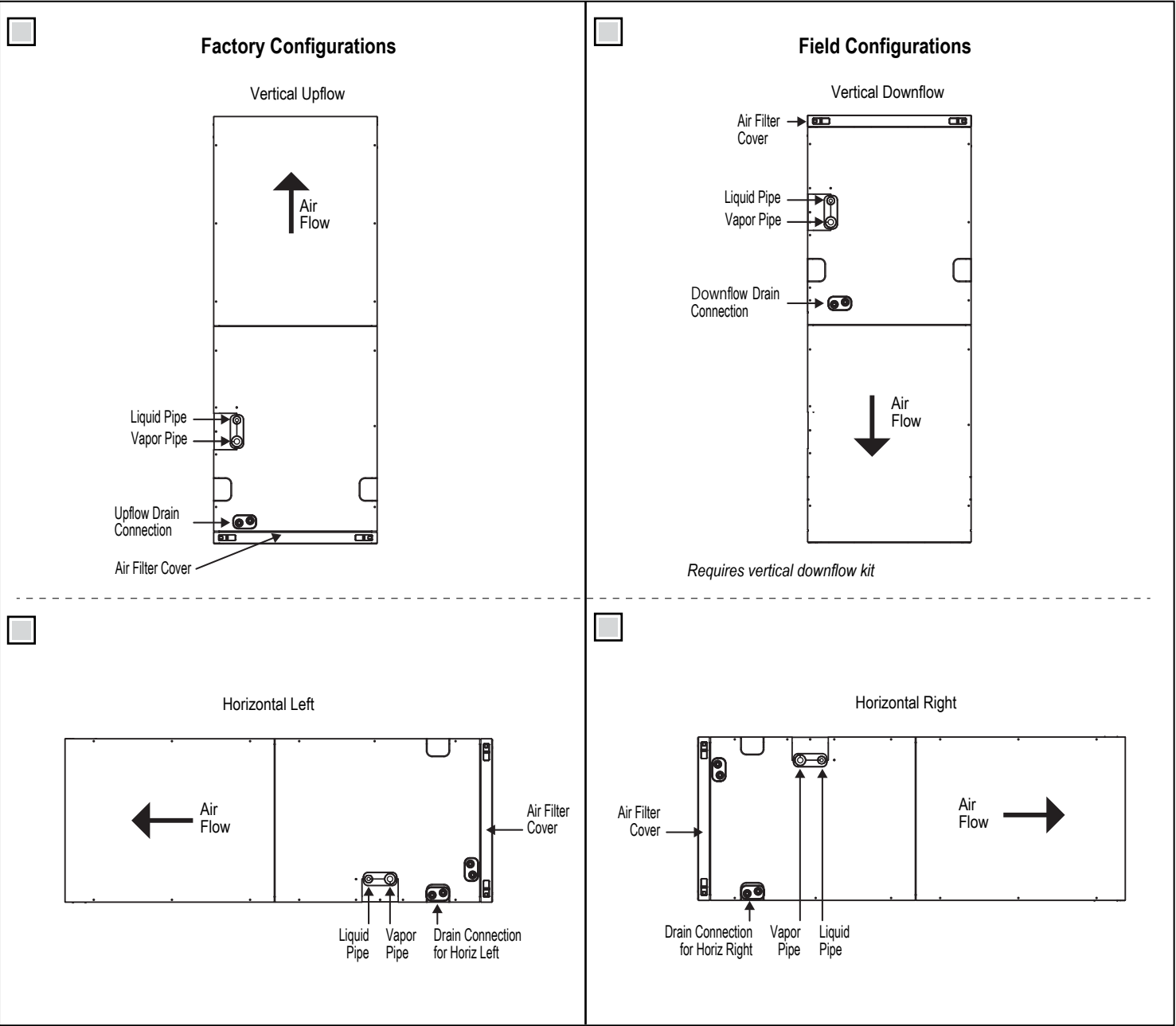
For continual product development, LG reserves the right to change specifications without notice.

© LG Electronics U.S.A., Inc., Englewood Cliffs, NJ. All rights reserved. "LG Life's Good" is a registered trademark of LG Corp. /www.lghvac.com

KSSLE602A
R32 Single Zone Multi-Position Air Handling Unit
Outdoor Unit (ODU) - KUSXE601A, Indoor Unit (IDU) - KNSLE602A



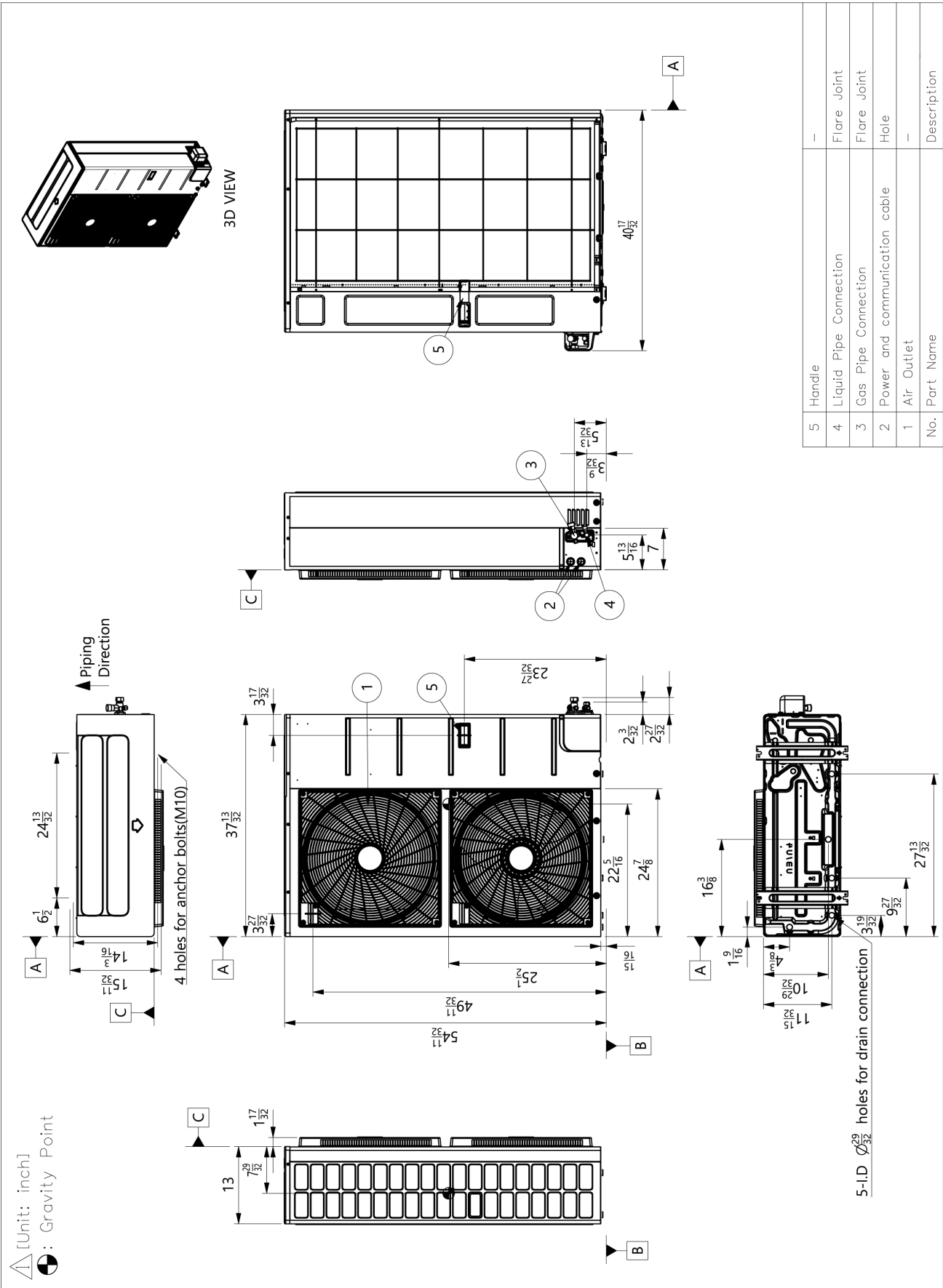
Tag No.: _____
Date: _____
PO No.: _____



KSSLE602A
R32 Single Zone Multi-Position Air Handling Unit
Outdoor Unit (ODU) - KUSXE601A, Indoor Unit (IDU) - KNSLE602A



Tag No.: _____
Date: _____
PO No.: _____



Job Name/Location: _____

KSSLE602A

R32 Single Zone Multi-Position Air Handling Unit

Outdoor Unit (ODU) - KUSXE601A, Indoor Unit (IDU) - KNSLE602A

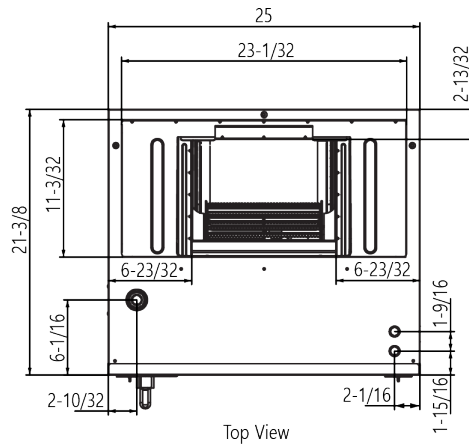


Tag No.: _____

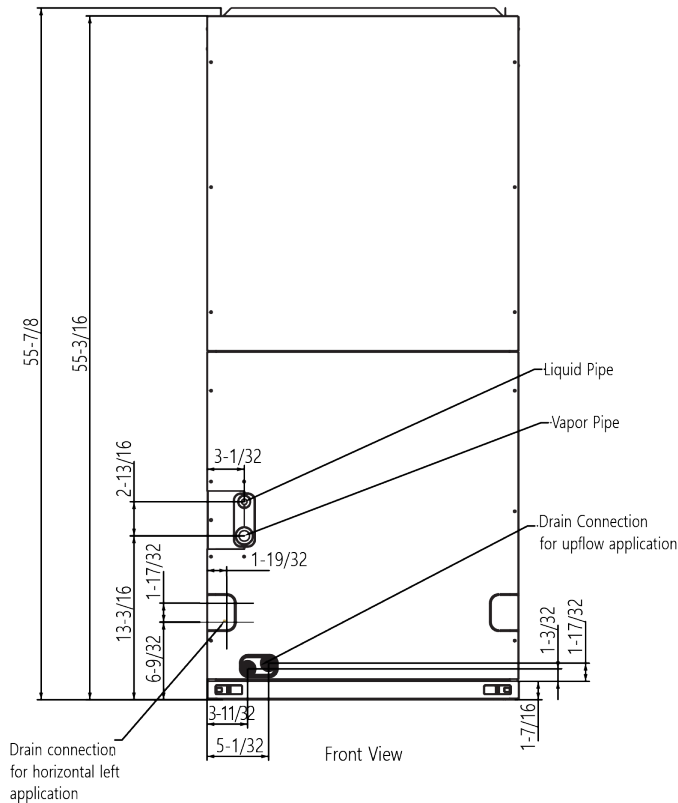
Date: _____

PO No.: _____

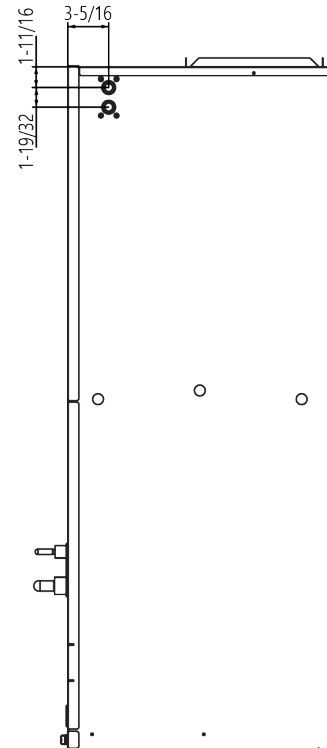
Unit: inch



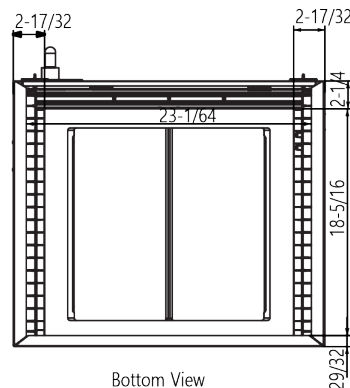
Top View



Front View



Side View



Bottom View