

Job Name/Location:

Tag No.:

Date:

For: File Resubmit

PO No.:

Approval Other

Architect:

GC:

Engr:

Mech:


Rep:

(Company)

(Project Manager)

**KSSLA121A****R32 Single Zone LGRED™ Multi-Position Air Handling Unit**

Outdoor Unit (ODU) - KUSXA121A, Indoor Unit (IDU) - KNSLB121A

**Performance:****Cooling:**

Cooling Capacity (Min~Rated~Max, Btu/h)	5,000 ~ 12,500 ~ 17,500
SEER2	17.00
EER2	13.30

SEER - Seasonal Energy Efficiency Ratio

EER - Energy Efficiency Ratio

**Heating:**

Heating Capacity (Min~Rated~Max, Btu/h)	6,000 ~ 15,000 ~ 19,500
HSPF2	9.80
Max. Heating @ Indoor 70°F DB (Btu/h)	
Outdoor 17°F WB	16,300
Outdoor 5°F WB	15,000
Outdoor -4°F WB	13,000
Outdoor -13°F WB	11,000

HSPF - Heating Seasonal Performance Factor

Heating Nominal Test Conditions:

Cooling Nominal Test Conditions:

Indoor: 80°F DB / 67°F WB

Outdoor: 95°F DB / 75°F WB

Indoor: 70°F DB / 60°F WB

Outdoor: 47°F DB / 43°F WB

**Electrical:**

Power Supply (V/Hz/Ø)	208-230/60/1
MOP (A)	30
MCA (A)	19.1
Cooling / Heating Rated Amps (A)	4.1 / 4.9
Compressor (A)	14
Fan Motor (IDU + ODU) (A)	2.8 + 1.6
Cooling Power Input (Min~Rated~Max, kW)	0.31 ~ 0.94 ~ 1.95
Heating Power Input (Min~Rated~Max, kW)	0.36 ~ 1.11 ~ 2.38
Locked Rotor Amps (A)	22

MOP - Maximum Overcurrent Protection

MCA - Minimum Circuit Ampacity

**Piping:**

Installed Liquid Pipe (in., O.D.)	1/4
Installed Vapor Pipe (in., O.D.)	3/8
IDU Liquid Connection (in., O.D.)	1/4
IDU Vapor Connection (in., O.D.)	3/8
Additional Refrigerant (oz./ft.)	0.38
Min. / Max. Pipe Length (ft.) <sup>2</sup>	16.4 / 164
Piping Length (no add'l refriger., ft.)	24.6
Max. Elevation (ft.)	98.4

**Controls Features:**

- Inverter (Variable Speed Compressor)
- Hot Start
- Self Diagnosis
- Soft Dry Operation
- Auto Changeover
- R32 Leak Detection Sensor
- Child Lock
- Auto Operation
- Auto Restart
- Sleep Mode
- Timer (on/off/weekly)
- Two Thermistor Control
- Optional Wi-Fi Control
- ESP Control

**Standard Features:**

- Access Panel for Field Supplied Air Filter - 16 x 20 x 1
- ODU Base Pan Heater

**Optional Accessories:**

- Auxiliary Heater Kit - PRARH1
- Wi-Fi Module - PWFMDD200
- Single Port Shutoff Valve - PRHPZ010A
- Downflow Conversion Kit - PNDFAO
- Electric Heat Kits - ANEHxx3Cx<sup>3</sup>

**Controller Options:**

- Wireless Remote Controller<sup>4</sup>
- MultiSITE™ CRC Controllers
- Simple Remote Controller
- Standard III Remote Controllers
- Remote Temperature Button Sensor
- Dry Contacts
- AC Smart 5 Central Controller
- LonWorks® Gateway
- MultiSITE Comm. Mgr.
- ACP 5 BACnet™ Gateway

For a complete list of available accessories, contact your LG representative.

For continual product development, LG reserves the right to change specifications without notice.

© LG Electronics U.S.A., Inc., Englewood Cliffs, NJ. All rights reserved. "LG Life's Good" is a registered trademark of LG Corp. /www.lghvac.com

**Operating Range:****Outdoor Unit:**

Cooling (°F DB)	5 ~ 118
Heating (°F WB)	-13 ~ +64

**Indoor Unit:**

Cooling (°F WB)	57 ~ 77
Heating (°F DB)	59 ~ 81

**System Data:**

Refrigerant Type	R32
Refrigerant Control	EEV
Refrigerant Charge (oz)	67
ODU Sound Pressure (Cooling / Heating) (±1 dB[A]) <sup>5</sup>	51 / 52
IDU Sound Pressure (H/M/L) (±1 dB[A]) <sup>5</sup>	34 / 31 / 28
ODU Net / Shipping Weight (lbs.)	141.8 / 160.1
IDU Net / Shipping Weight (lbs.)	116 / 129
Heat Exchanger Coating	GoldFin™

**Fan:**

ODU Type	Propeller
IDU Type	Sirocco
Fan Speeds (Fan/Cool/Heat)	3 / 3 / 3
Fan Quantity (ODU + IDU)	1 + 1
Motor/Drive	Brushless Digitally Controlled/Direct
Maximum ODU Air Volume (CFM)	2,048
IDU Air Flow (CFM Max. H/M/L)	500 / 460 / 420
Default ESP (in wg)	0.4
Minimum ESP/Fan Setting Value <sup>6</sup>	Constant Flow
Maximum ESP/Fan Setting Value <sup>6</sup>	Constant Flow
Dehumidification (pts./hr.)	1.83

**Notes:**

- Acceptable operating voltage: 187V-253V.
- Piping lengths are equivalent.
- Refer to the Engineering Manual for available auxiliary heater capacities.
- Requires an LG wall controller because Multi-Position AHU do not have an infrared receiver.
- Sound Pressure levels are tested in an anechoic chamber under ISO Standard 3745.
- Maximum static pressure may result in reduced airflow (CFM).
- All power supply wiring to the outdoor unit is field supplied, solid or stranded. The power wiring and the communication wiring from the outdoor unit to the indoor unit is field supplied and must be stranded, shielded or unshielded (if shielded, it must be grounded to the chassis of the outdoor unit only). All wiring must comply with applicable local and national codes.
  - Power Supply Wiring to ODU: (No. x AWG): 3 x 12 for 12k, 18k, and 24k; 3 x 10 for 30k, 36k, 42k, and 48k.
  - Power Wiring and Communication Wiring from Outdoor Unit to Indoor Unit: (No. x AWG) 3 x 14 / 2 x 18.
- See Engineering Manual for sensible and latent capacities.
- Power wiring cable size must comply with the applicable local and national code.
- The indoor unit comes with a dry helium charge.
- This data is rated 0 ft. above sea level, with 24.6 ft. of refrigerant line and a 0 ft. level difference between outdoor and indoor units.
- Must follow installation instructions in the applicable LG installation manual.
- If the optional low ambient wind baffle is used, one wind baffle is required for each ODU fan.

BACnet™ is a registered trademark of ASHRAE. LonWorks® is a trademark of Echelon Corporation.



Proper sizing and installation of equipment is critical to achieve optimal performance. Split system air conditioners and heat pumps (excluding ductless systems) must be matched with appropriate coil components to meet ENERGY STAR® criteria. Ask your contractor for details or visit [www.energystar.gov](http://www.energystar.gov). (ENERGY STAR and the ENERGY STAR mark are registered trademarks owned by the U.S. Environmental Protection Agency.)

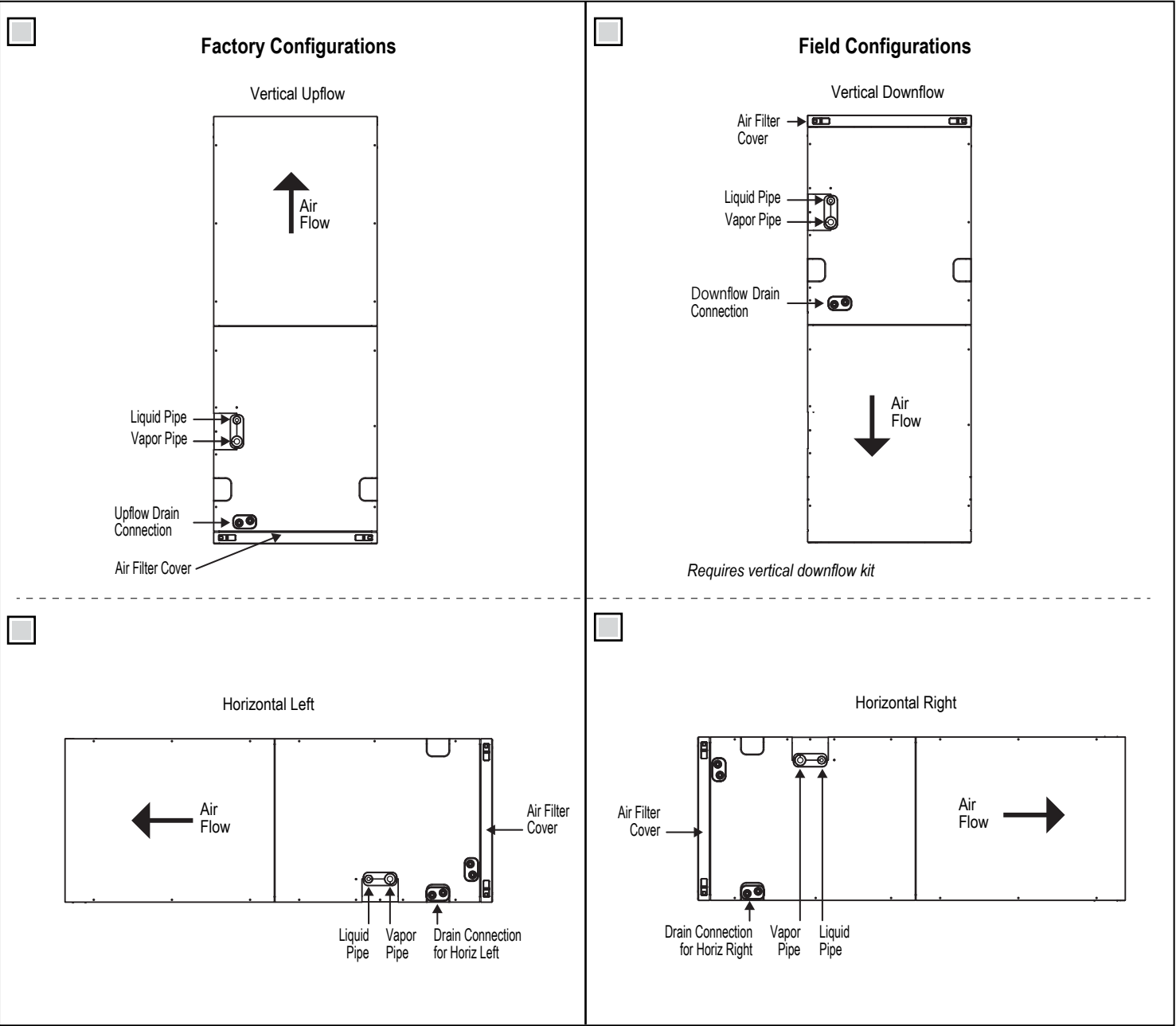
SB\_SZ\_Multi\_Position\_AHU\_LGRED\_R32\_KSSLA121A\_2025\_03\_28\_104050

Page 1 of 4

**KSSLA121A**  
**R32 Single Zone LGRED™ Multi-Position Air Handling Unit**  
Outdoor Unit (ODU) - KUSXA121A, Indoor Unit (IDU) - KNSLB121A



Tag No.: \_\_\_\_\_  
Date: \_\_\_\_\_  
PO No.: \_\_\_\_\_



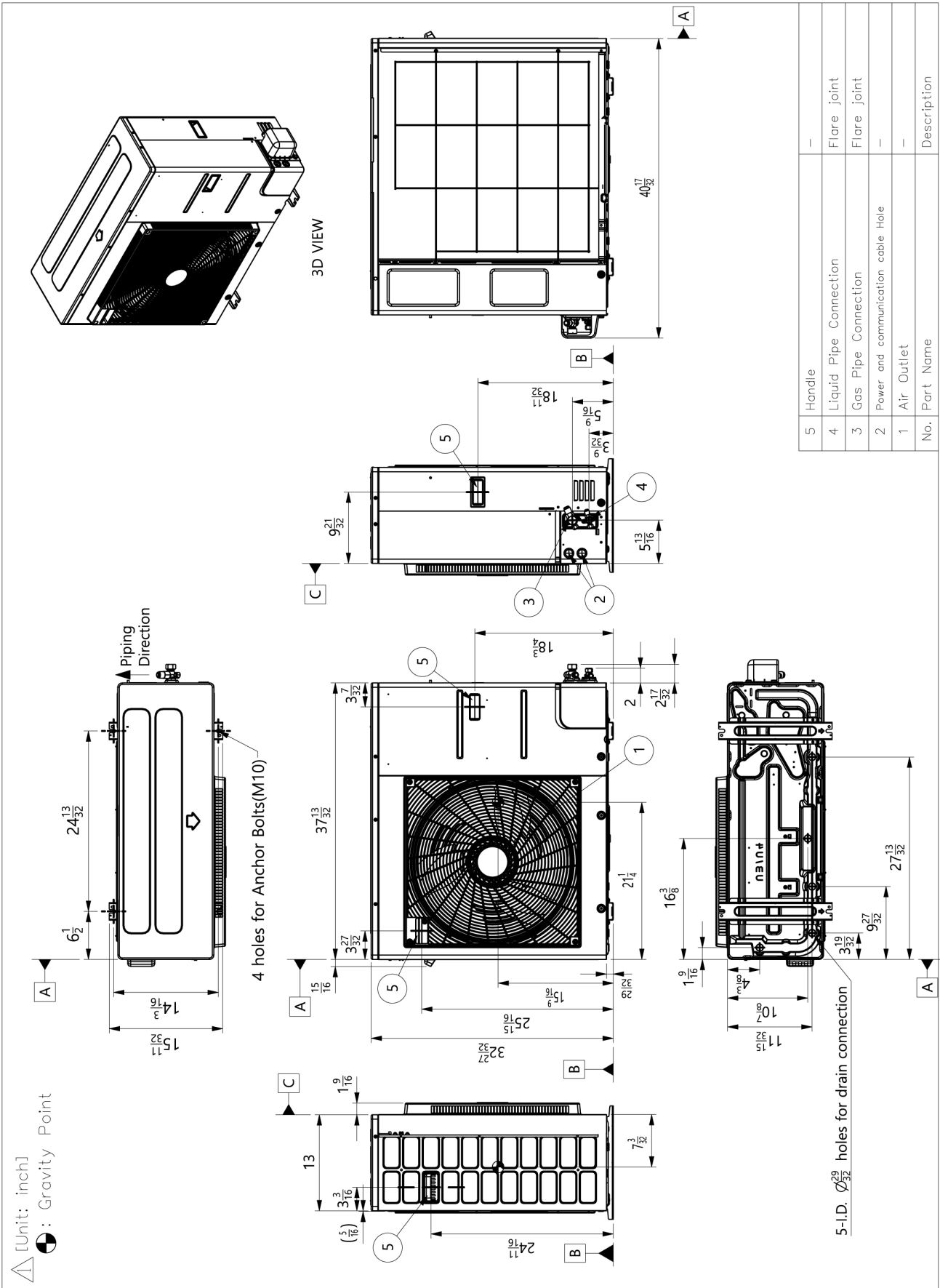
**KSSLA121A**  
R32 Single Zone LGRED™ Multi-Position Air Handling Unit  
Outdoor Unit (ODU) - KUSXA121A, Indoor Unit (IDU) - KNSLB121A



Tag No.: \_\_\_\_\_

Date: \_\_\_\_\_

PO No.: \_\_\_\_\_



Job Name/Location: \_\_\_\_\_

**KSSLA121A**

**R32 Single Zone LGRED™ Multi-Position Air Handling U**

Outdoor Unit (ODU) - KUSXA121A, Indoor Unit (IDU) - KNSLB121A



Tag No.: \_\_\_\_\_

Date: \_\_\_\_\_

PO No.: \_\_\_\_\_

