

Job Name/Location:

Tag No.:

Date:

For: File Resubmit

PO No.:

Approval Other

Architect:

GC:

Engr:

Mech:

Rep:

(Company)

(Project Manager)

KSSMA24BA

R32 Single-Zone System with LGRED® - A-Coil

Outdoor Unit (ODU) - KUSXA241A, A-Coil Unit - LKMMMA24B1

Performance:**Cooling:**

Cooling Capacity (Min~Rated~Max) (Btu/h)	8,900~21,600~24,000
SEER2	15
EER2	11.00

SEER - Seasonal Energy Efficiency Ratio

EER - Energy Efficiency Ratio

Heating:

Heating Capacity (Min~Rated~Max) (Btu/h)	11,000~24,000~26,000
HSPF2	8.6
Max. Heating @ Indoor 70°F DB	
Outdoor 17°F WB	24,200
Outdoor 5°F WB	22,000
Outdoor -4°F WB	19,000
Outdoor -13°F WB	16,500

HSPF - Heating Seasonal Performance Factor

Electrical:

Power Supply (V/Hz/Ø)	208-230/60/1
MOP (A)	30
MCA (A)	19.1
Cooling Rated Amps (A)	8.6
Heating Rated Amps (A)	9.7
Compressor (A)	14.0
Fan Motor (ODU) (A)	1.6
Cooling Power Input (Min~Rated~Max @95°F) (kW)	0.75~1.96~2.38
Heating Power Input (Min~Rated~Max @47°F) (kW)	0.77~2.20~2.53

MOP - Maximum Overcurrent Protection

MCA - Minimum Circuit Ampacity

Outdoor Unit Piping:

Liquid (in., O.D.) ²	3/8 Flare
Vapor (in., O.D.) ²	5/8 Flare
Additional Refrigerant (oz./ft.)	0.38
Min. / Max. Pipe Length (ft.) ³	16.4 / 164
Piping Length (no add'l refig., ft.)	24.6
Max. Elevation (ft.)	98.4

A-Coil Features:

- Aluminum Coil
- Fully Insulated Cabinet
- High Efficiency "A" Coil
- Built-in plenum flanges for fast and safe installation
- Multi-Position Installation: Vertical, Downflow, or Horizontal
- Vertical and Horizontal Drain Pans
- Left and Right Drain Connections
- Factory installed TXV's with bolt on connections
- Factory installed Refrigerant Detection sensor

Outdoor Unit Features:

- Inverter (Variable Speed) Compressor
- Built-in Communication Kit

Optional Accessories:

- LG Airzone Aidoor Pro Wi-Fi Controller - AZAI6WSPLGE
- Drain Pan Heater - PQSH1200
- Single-Port Shutoff Valve - PRHPZ010A
- Low Ambient Wind Baffle (Cooling operation to -4°F) - ZLABGP04A Requires 1

**Outdoor Unit Operating Range:**

Cooling (°F DB)	5 ~ 118
Heating (°F WB)	-13 ~ +64

Outdoor Unit Data:

Compressor Type x Qty.	R1 Scroll
Refrigerant Type	R32
Refrigerant Control	EEV - ODU, TXV - A-Coil
Pre-Charge + Additional Charge for A-Coil (lbs.)	4.2 + 0
Sound Pressure (Cooling / Heating) (±1 dB[A]) ⁴	51 / 52
Net / Shipping Weight (lbs.)	141.8 / 160.1

A-Coil Unit Data:

Nominal Capacity (Btu/h)	21,600
Type	17.5 inch
Coil Material	Aluminum
Case Width x Height x Depth (in.)	17-1/2 x 24 x 21
Net / Shipping Weight (lbs.)	46 / 52
Liquid Piping (in., O.D.) ²	3/8 Braze
Vapor Piping (in., O.D.) ²	3/4 Braze

Fan:

ODU Fan Type x Qty.	Axial x 1
ODU Fan Speeds (Fan/Cool/Heat)	4 / 5 / 5
ODU Motor/Drive	Brushless Digitally Controlled/Direct
ODU Air Flow Rate (CFM)	2.048
Air Flow Range through A-Coil (CFM) (Min. ~ Max.)	600~800
Corresponding ESP Range (in. w.g.) (Min. ~ Max.)	0.1~0.8
Dehumidification (pts./hr.)	4.23

Notes:

- Acceptable operating voltage: 187V-253V.
- Adapters for piping connections are shipped with the outdoor unit.
- Piping lengths are equivalent.
- Sound Pressure levels are tested in an anechoic chamber under ISO Standard 3745.
- All power supply wiring to the outdoor unit is field supplied, solid or stranded. The power wiring and the communication wiring from the outdoor unit to the third-party, field-supplied furnace is field supplied and must be stranded, shielded or unshielded (if shielded, it must be grounded to the chassis of the outdoor unit only). All wiring must comply with applicable local and national codes.
 - Power Supply Wiring to Outdoor Unit (No. x AWG): 3 x 12 for 18k and 24k; 3 x 10 for 30k, 36k, 42k, and 48k.
 - Power Supply Wiring to the third-party Furnace is to be specified by the manufacturer.
 - Control Cable between the Outdoor Unit and the third-party Furnace (No. x AWG): 6 x 18.
 - The 24V Control Power to the A-Coil is to be sourced from the third-party Furnace.
 - The Control Cable between the third-party Furnace and the thermostat (No. x AWG): 6 x 18.
- Nominal data is rated 0 ft. above sea level, with 25 ft. of refrigerant line and a 0 ft. level difference between outdoor and indoor units.
- Must follow installation instructions in the applicable LG installation manual.

**LGRED®**

KSSMA24BA

R32 Single-Zone System with LGRED° - A-Coil

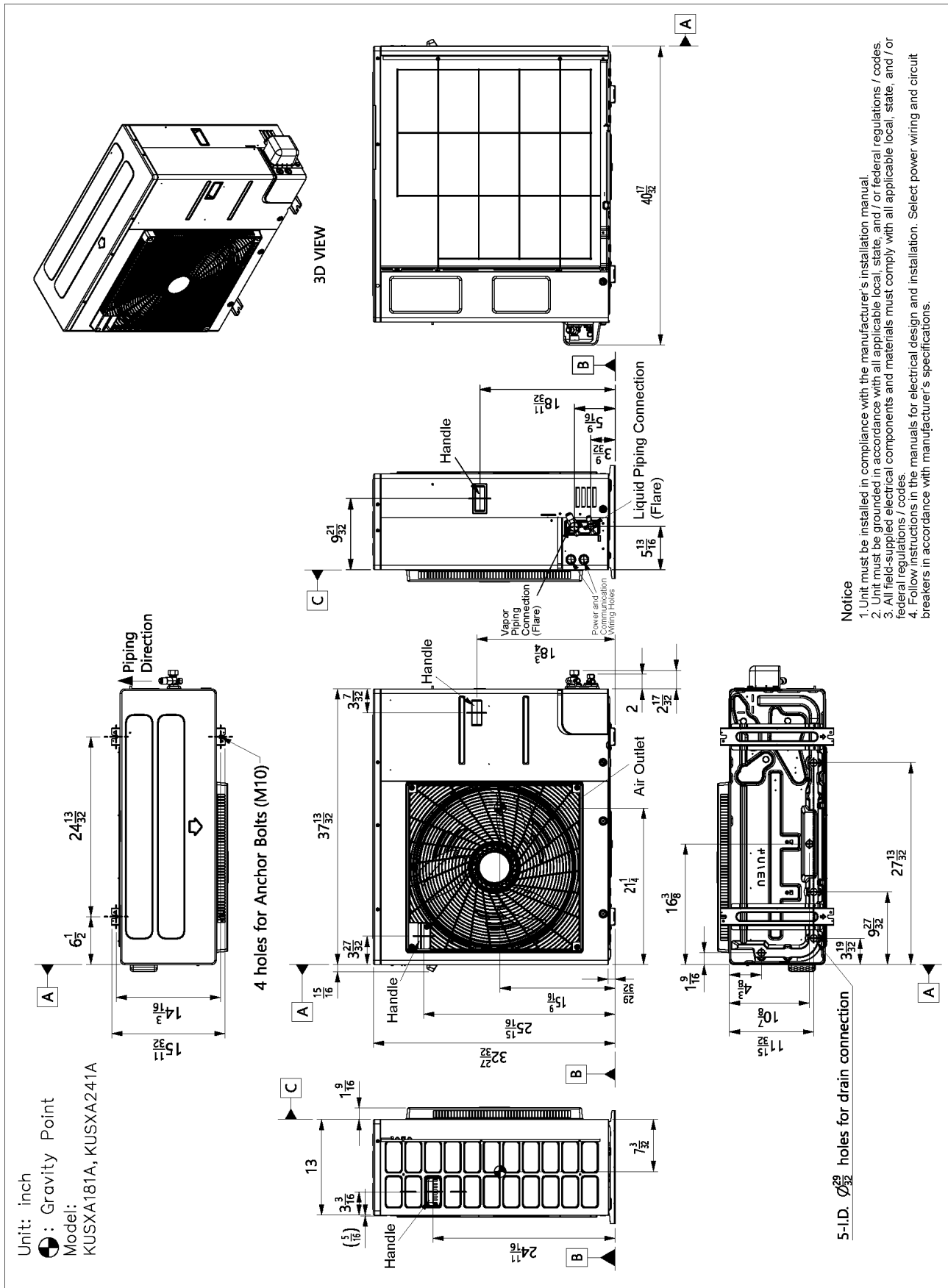
Outdoor Unit (ODU) - KUSXA241A, A-Coil Unit - LKMMMA24B1



Tag No.: _____

Date: _____

PO No.: _____

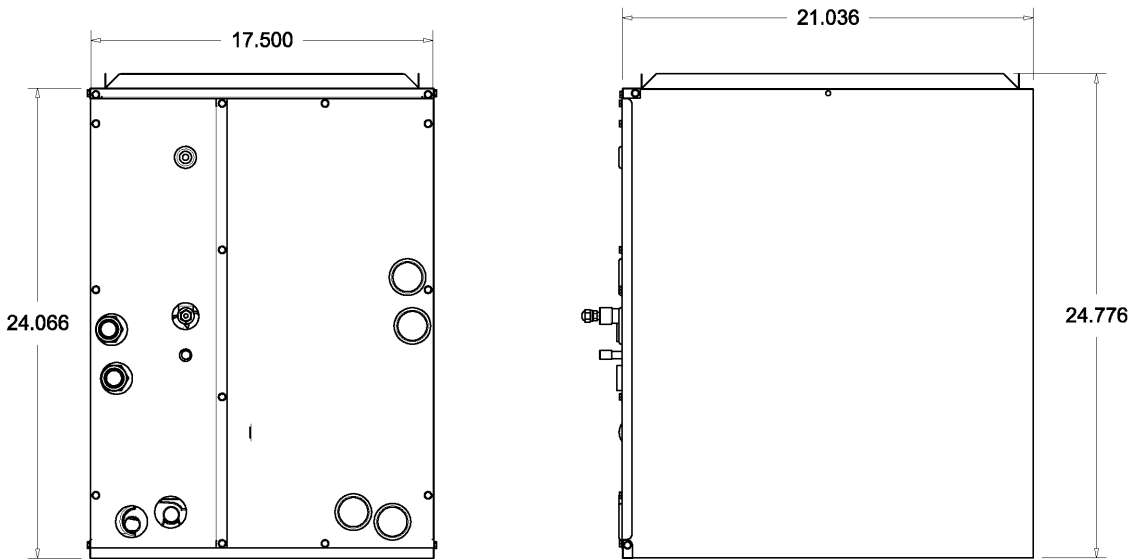
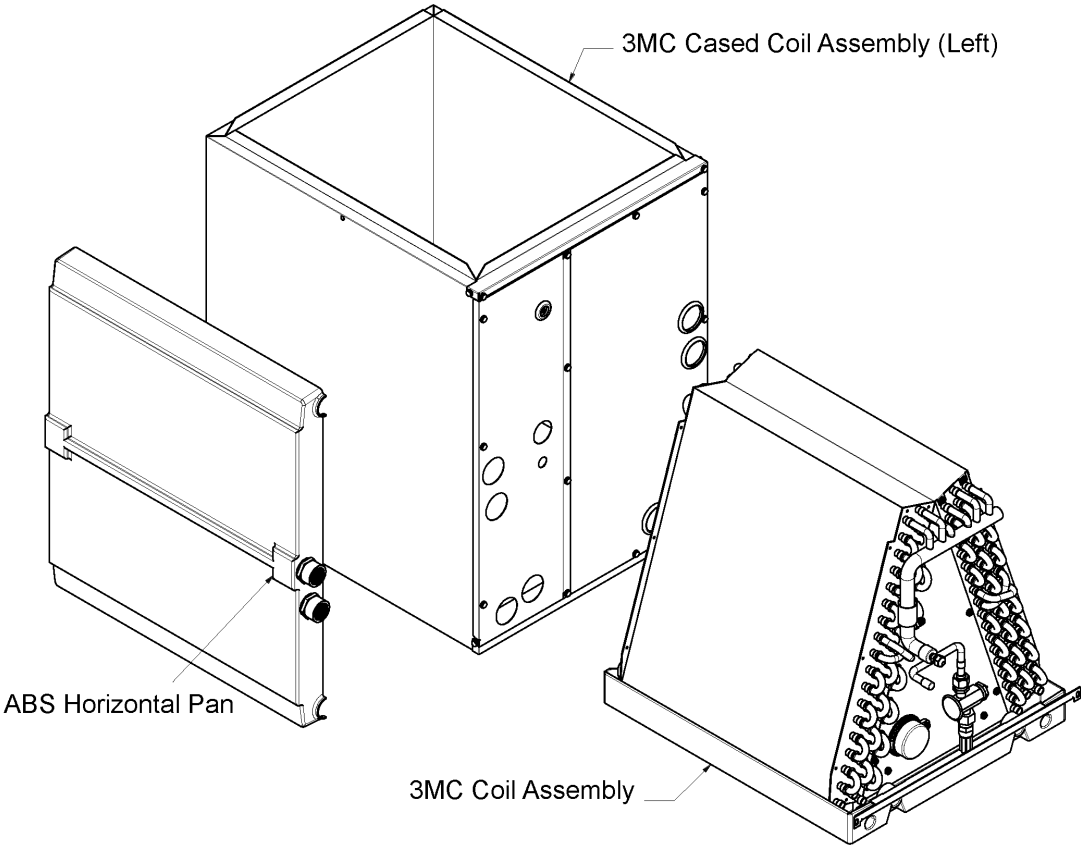


KSSMA24BA
R32 Single-Zone System with LGRED® - A-Coil
Outdoor Unit (ODU) - KUSXA241A, A-Coil Unit - LKMMA24B1



Tag No.: _____
Date: _____
PO No.: _____

LKMMA18B1, LKMMA24B1



UNLESS OTHERWISE SPECIFIED:

ALL BENDS 90 DEGREES.
ANGLES +/- 2 DEGREES.
ALL HOLE SIZES +/- .010
ALL HOLE TO HOLE DIM. +/- .015
X.X +/- .125
X.XX +/- .063
X.XXX +/- .032

THICKNESS