

Job Name/Location:

Tag No.:

Date:

For:	File	Resubmit
	Approval	Other_____

PO No.:

Architect: GC:

Engr: Mech:

Rep: (Company) (Project Manager)

KSUJB241A

Single Zone Mid Static Ducted

Outdoor Unit (ODU) - KUSXB241A, Indoor Unit (IDU) - KNUJB241A

Performance:**Cooling:**

Cooling Capacity (Min~Rated~Max, Btu/h)	9,300 ~ 23,000 ~ 28,000
SEER2	17.00
EER2	11.80

SEER - Seasonal Energy Efficiency Ratio

EER - Energy Efficiency Ratio

Heating:

Heating Capacity (Min~Rated~Max, Btu/h)	10,800 ~ 27,000 ~ 30,000
HSPF2	9.5
Max. Heating @ Indoor 70°F DB (Btu/h)	
Outdoor 17°F WB	26,000
Outdoor 5°F WB	24,000
Outdoor -4°F WB	21,000
Outdoor -13°F WB	N/A

HSPF - Heating Seasonal Performance Factor
Cooling Nominal Test Conditions:
Indoor: 80°F DB / 67°F WB
Outdoor: 95°F DB / 75°F WB

Heating Nominal Test Conditions:
Indoor: 70°F DB / 60°F WB
Outdoor: 47°F DB / 43°F WB

Electrical:

Power Supply (V/Hz/Ø)	208-230/60/1
MOP (A)	25
MCA (A)	16.0
Cooling / Heating Rated Amps (A)	14.8
Compressor (A)	11.5
Fan Motor (IDU + ODU) (A)	1.7 + 1.6
Cooling Power Input (Min~Rated~Max, kW)	0.70 ~ 1.95 ~ 3.10
Heating Power Input (Min~Rated~Max, kW)	0.55 ~ 2.14 ~ 3.10
Locked Rotor Amps (A)	11.5

MOP - Maximum Overcurrent Protection

MCA - Minimum Circuit Ampacity

Piping:

Installed Liquid Pipe (in., O.D.)	3/8
Installed Vapor Pipe (in., O.D.)	5/8
IDU Liquid Connection (in., O.D.)	3/8
IDU Vapor Connection (in., O.D.)	5/8
Additional Refrigerant (oz./ft.)	0.38
Min. / Max. Pipe Length (ft.) ²	16.4 / 164
Piping Length (no add'l refriger., ft.)	24.6
Max. Elevation (ft.)	98.4

Features:

- Inverter (Variable Speed Compressor)
- Internal Condensate Pump
- Jet Cool / Jet Heat
- Auto Restart
- R32 Leak Detection Sensor
- Auto Changeover
- Night Quiet Operation
- Optional Wi-Fi Control
- Optional Drain Pan Heater
- Direct / Indirect Wind
- Swirl Wind
- Smart Mode
- Refresh Mode
- Optional Aux Heater Relay Kit

Optional Accessories:

- ☐ PI-485 - PMNFP14A1
- ☐ Wi-Fi Module - PWFMD200
- ☐ Auxiliary Heater Kit - PRARH1
- ☐ Single Port Shutoff Valve - PRHPZ010A


Controller Options:

- ☐ MultiSITE™ CRC Controllers
- ☐ Simple Remote Controller
- ☐ Standard III Remote Controllers
- ☐ Remote Temperature Button Sensor
- ☐ Dry Contacts
- ☐ AC Smart 5 Central Controller
- ☐ LonWorks® Gateway
- ☐ MultiSITE Comm. Mgr.
- ☐ ACP 5 BACnet™ Gateway

For a complete list of available accessories, contact your LG representative.

For continual product development, LG reserves the right to change specifications without notice.

© LG Electronics U.S.A., Inc., Englewood Cliffs, NJ. All rights reserved. "LG Life's Good" is a registered trademark of LG Corp. /www.lgus.com

**Operating Range:****Outdoor Unit:**

Cooling (°F DB)	5 ~ 118
Heating (°F WB)	-4 ~ +64

Indoor Unit:

Cooling (°F WB)	57 ~ 77
Heating (°F DB)	59 ~ 81

System Data:

Refrigerant Type	R32
Refrigerant Control	EEV
Refrigerant Charge (lbs.)	4.19
ODU Sound Pressure (Cooling / Heating) (±1 dB[A]) ³	48 / 52
IDU Sound Pressure (H/M/L) (±1 dB[A]) ³	38 / 33 / 30
ODU Net / Shipping Weight (lbs.)	136 / 154.3
IDU Net / Shipping Weight (lbs.)	64.2 / 74.3
Heat Exchanger Coating	GoldFin™

Fan:

ODU Type	Propeller
IDU Type	Sirocco
Fan Speeds (Fan/Cool/Heat)	3 / 3 / 3
Quantity (ODU + IDU)	1 + 1
Motor/Drive	Brushless Digitally Controlled/Direct
Maximum ODU Air Volume (CFM)	2,048
IDU Air Flow (CFM Max. H/M/L)	706.3 / 547.4 / 459.1
Default ESP (in wg)	0.24
Minimum ESP/Fan Setting Value ⁴	0.1 / 93
Maximum ESP/Fan Setting Value ⁴	0.59 / 164
Dehumidification (pts./hr.)	4.23

Notes:

- Acceptable operating voltage: 187V-253V.
- Piping lengths are equivalent.
- Sound Pressure levels are tested in an anechoic chamber under ISO Standard 3745.
- Maximum static pressure may result in reduced airflow (CFM).
- All power supply wiring to the outdoor unit is field supplied, solid or stranded. The power wiring and the communication wiring from the outdoor unit to the indoor unit is field supplied and must be stranded, shielded or unshielded (if shielded, it must be grounded to the chassis of the outdoor unit only). All wiring must comply with applicable local and national codes.
 - Power Supply Wiring to ODU: (No. x AWG): 3 x 12 for 9k, 12k, 18k, and 24k; 3 x 10 for 30k, 36k, 42k, and 48k.
 - Power Wiring and Communication Wiring from Outdoor Unit to Indoor Unit: (No. x AWG) 3 x 14 / 2 x 18.
- See Engineering Manual for sensible and latent capacities.
- Power wiring cable size must comply with the applicable local and national code.
- The indoor unit comes with a dry helium charge.
- This data is rated 0 ft. above sea level, with 24.6 ft. of refrigerant line and a 0 ft. level difference between outdoor and indoor units.
- Must follow installation instructions in the applicable LG installation manual.
- If the optional low ambient wind baffle is used, one wind baffle is required for each ODU fan.

BACnet® is a registered trademark of ASHRAE. LonWorks® is a trademark of Echelon Corporation.



Proper sizing and installation of equipment is critical to achieve optimal performance. Split system air conditioners and heat pumps (excluding ductless systems) must be matched with appropriate coil components to meet ENERGY STAR® criteria. Ask your contractor for details or visit www.energystar.gov. (ENERGY STAR and the ENERGY STAR mark are registered trademarks owned by the U.S. Environmental Protection Agency.)

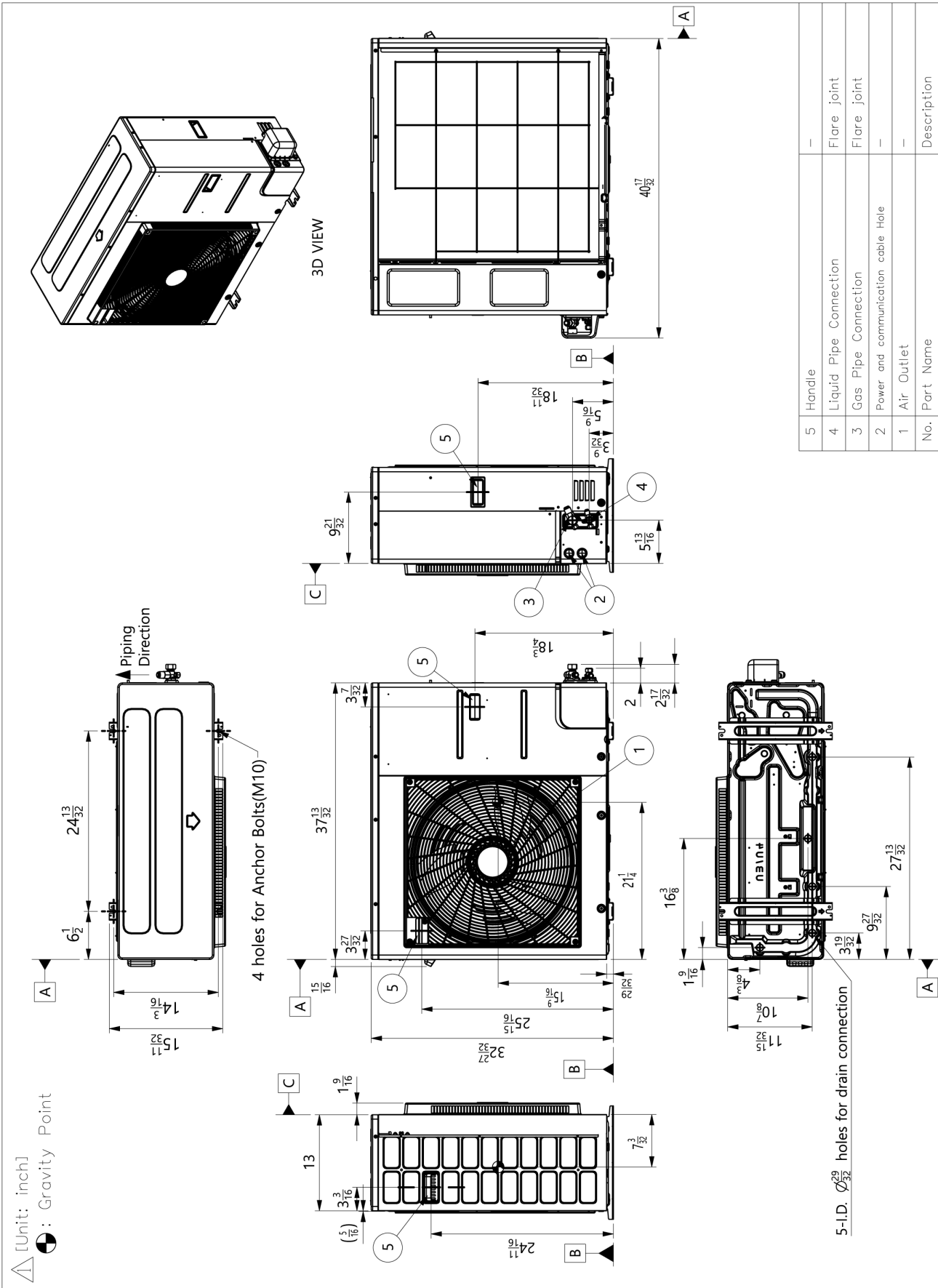
SB_SZ_MidStatic_Ducted_Standard_R32_KSUJB241A_2024_12_20_132200

Page 1 of 3

KSUJB241A
Single Zone Mid Static Ducted
Outdoor Unit (ODU) - KUSXB241A, Indoor Unit (IDU) - KNUJB241A



Tag No.: _____
Date: _____
PO No.: _____



KSUJB241A

Single Zone Mid Static Ducted

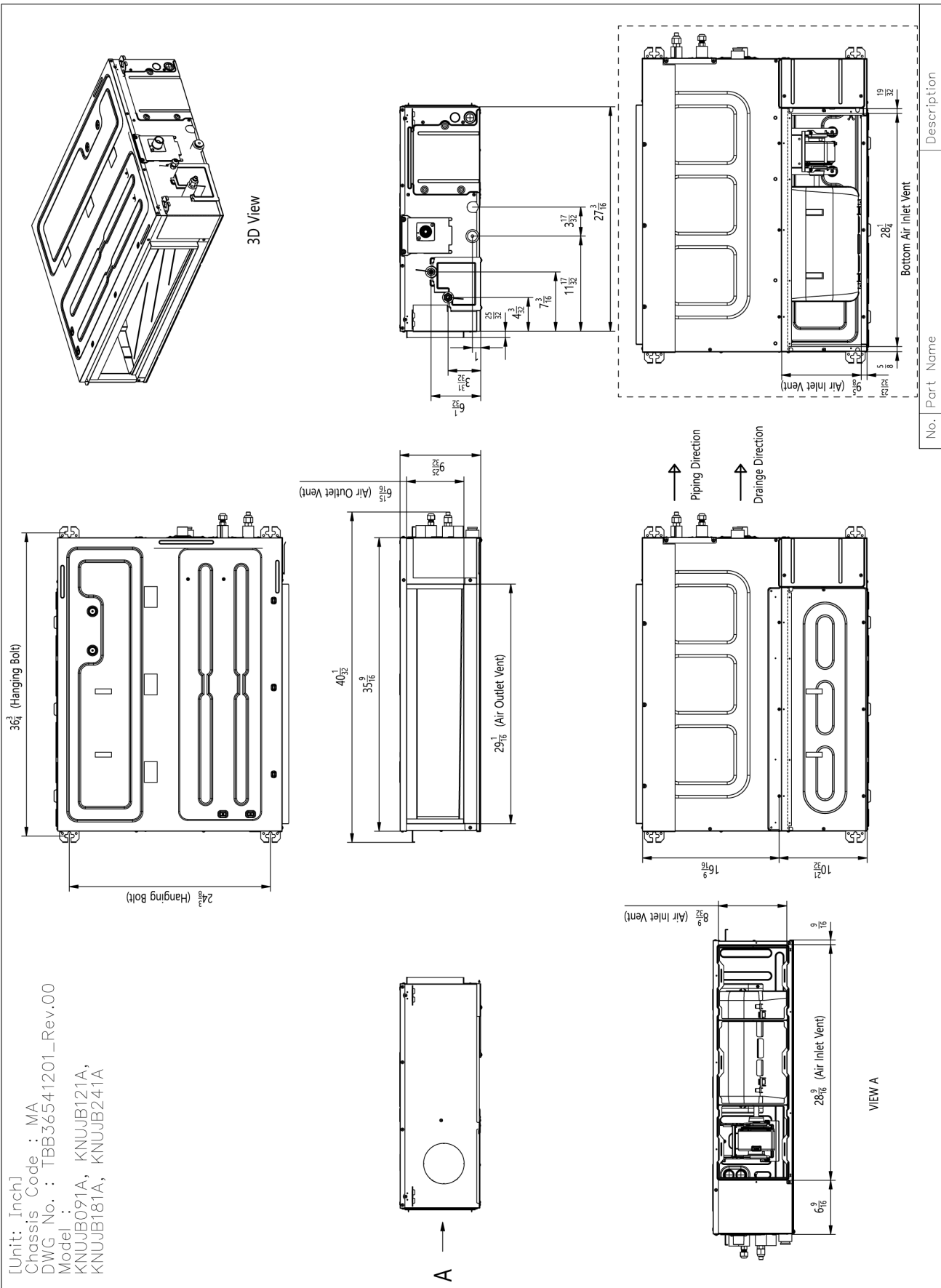
Outdoor Unit (ODU) - KUSXB241A, Indoor Unit (IDU) - KNUJB241A



Tag No.: _____

Date: _____

PO No.: _____



[Unit: Inch]
Chassis Code : MA
DWG No. : TBB36541201_Rev.00
Model : KNUJB091A, KNUJB121A,
KNUJB181A, KNUJB241A