

# SOSR


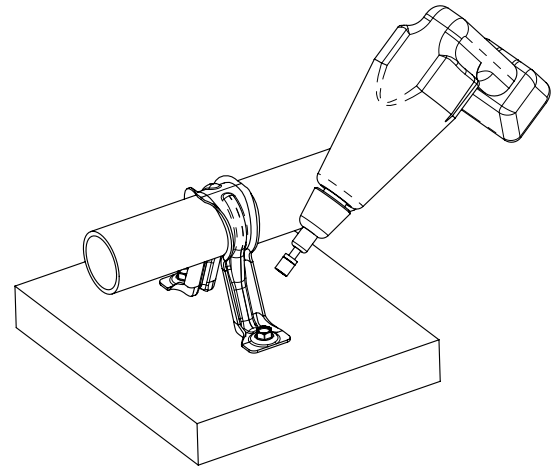
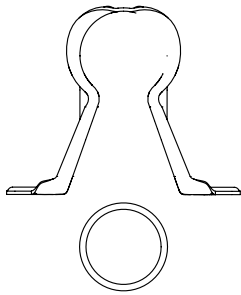
## 2- HOLE STAND-OFF AND SURGE RESTRAINT HANGER

### Sizing Chart

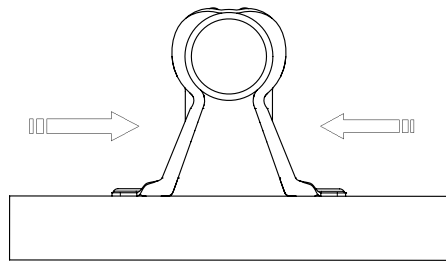
Part No.	Article No.	Description
SOSR075	597805	For 3/4" CPVC Piping
SOSR100	597806	For 1" CPVC Piping
SOSR125	597807	For 1-1/4" CPVC Piping
SOSR150	597808	For 1-1/2" CPVC Piping
SOSR200	597809	For 2" CPVC Piping



For mounting CPVC sprinkler pipe to the vertical or horizontal face of structural wood, metal, concrete, or composite wood joists with a minimum 3/8" web thickness.



1. Snap strap over CPVC pipe.



2. Squeeze strap back around pipe. Note: pipe must be allowed to slide freely.

3. Fasten the strap with appropriate hardware (chart below).

### Mounting Hardware Table

Mounting Surface	Hardware
Structural Wood	#10 X 1" screws provided
Sheet Metal (min. 18 gauge)	1/4" x 1/2" long TEK type screws
Concrete	Per NFPA <sup>®</sup> : Min. load per fastener = $[5(wt) + 250 \text{ Lbs}]/2$
Composite Wood Joist	#10 X 1" screws provided with 3TW backing nuts (sold separately)

(wt) = weight of water filled pipe

#### WARNING:

- Pentair products shall be installed and used only as indicated in Pentair product instruction sheets and training materials. Instruction sheets are available at [www.erico.pentair.com](http://www.erico.pentair.com) and from your Pentair customer service representative.
- PENTAIR products must never be used for a purpose other than the purpose for which they were designed or in a manner that exceeds specified load ratings.
- All instructions must be completely followed to ensure proper and safe installation and performance.
- Improper installation, misuse, misapplication or other failure to completely follow Pentair's instructions and warnings may cause product malfunction, property damage, serious bodily injury and/or death, and void your warranty.
- Products that are manufactured using spring steel components shall be used only in a non-corrosive indoor environment.
- All pipe supports, hangers, intermediate components and structural attachments must ONLY be used as described herein and are NEVER to be used for any other purpose.

NOTE: All load ratings are for static conditions and do not account for dynamic loading such as wind, water or seismic loads, unless otherwise noted.

The customer is responsible for:

- Conformance to all governing codes.
- The integrity of structures to which the products are attached, including their capability of safely accepting the loads imposed, as evaluated by a qualified engineer.
- Using appropriate industry standard hardware as noted above.

#### SAFETY INSTRUCTIONS:

All governing codes and regulations and those required by the job site must be observed. Always use appropriate safety equipment such as eye protection, hard hat, and gloves as appropriate to the application.



Pentair, CADDY, ERICO CADWELD, ERICO CRITEC, ERICO, ERIFLEX, and LENTON are owned by Pentair or its global affiliates. All other trademarks are the property of their respective owners. Pentair reserves the right to change specifications without prior notice. NFPA is a registered trademark of the National Fire Protection Association