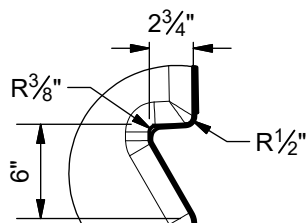
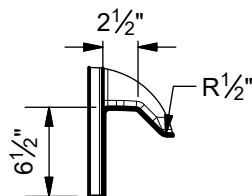


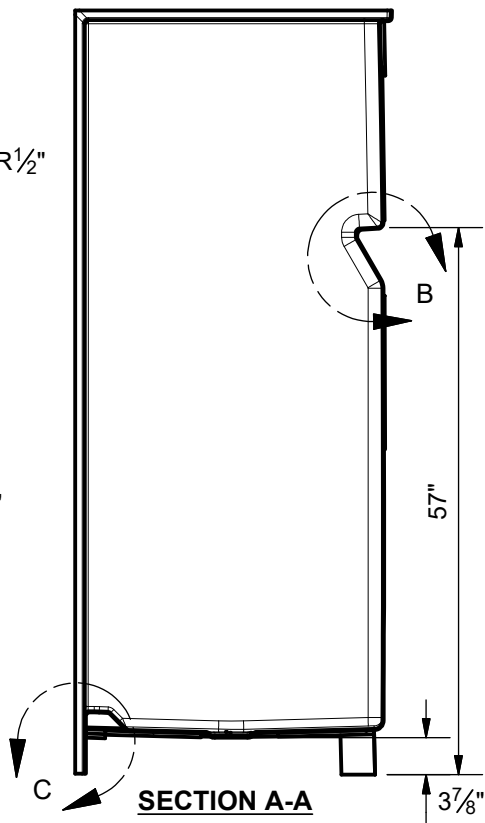
ELEVATION



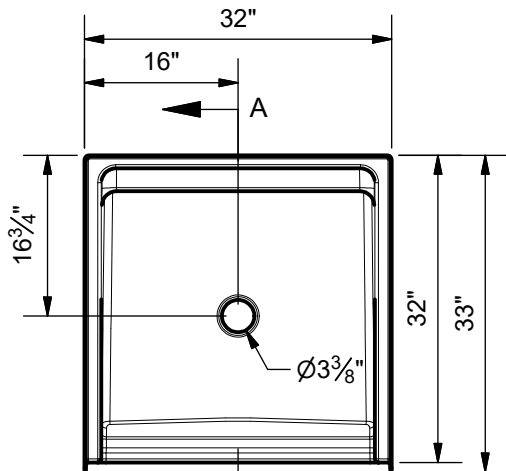
DETAIL B



DETAIL C



SECTION A-A



PLAN

PRODUCT SPECIFICATIONS:

- Certified to meet CSA B45.5/IAPMO Z124 Standard.
- Product has a Class B fire rating as determined by ASTM E-84 test method.
- Reinforced & premium slip resistant floor.
- Sufficient drain clearance to accommodate above the floor plumbing.
- Molded soap ledges on back wall.
- Integral 1" nailing flange.
- Door Opening: W- 28 1/2"
H- 72"
- All dimensions +/- 1/2"
- Clarion Bathware reserves the right to change design and/or dimensions.
- Dimensions are the same for all other versions of this model.

SH3232X

32" Shower w/ 6 1/2" Threshold, Molded Soap Ledge & Center Drain

Clarion
BATHWARE
44 Amsler Ave.
Shippensburg, PA 16254

Phone: (814) 226-5374
Toll Free: (800) 576-9228
Fax: (814) 226-0730
www.clarionbathware.com

Mold Fabrication will not begin until approved drawing is received.
Standard mold production is (____ weeks) unless quoted otherwise.

Signatures For Approval:

Date:

Customer: _____

Clarion Engineer: _____

Clarion SVP of Sales: _____

DWG. #
SH3232X -CUT

Dwg. By: NMH
Date: 2/17/2025