



Porto Fino™

Top-/Under-Mount Bar Sink

K-6565

Features

- 21" (533 mm) minimum base cabinet width.
- Single round bowl.
- 8" (203 mm) depth.

Material

- KOHLER® enameled cast iron.

Installation

- No faucet holes.
- Top-mount or undermount.

Recommended Products/Accessories

K-8801 Sink Strainer
K-8799 Sink Strainer
K-23726 Drain treatment
K-23725 Cast iron cleaner

Optional Products/Accessories

K-11352 Disposal Flange with Stopper

Included Components

Product consists of:
52047 Clamp Accessory Pack, 4 Ea.



ADA

Codes/Standards








ASME A112.19.1/CSA B45.2
ADA
ICC/ANSI A117.1

KOHLER® Enameled Cast Iron Kitchen Sink Lifetime Limited Warranty

See website for detailed warranty information.

Available Colors/Finishes

Color tiles intended for reference only.

Color	Code	Description
	0	White
	FF	Sea Salt™
	96	Biscuit
	FD	Cane Sugar™
	NY	Dune
	95	Ice™ Grey
	G9	Sandbar
	K4	Cashmere
	FT	Basalt
	58	Thunder™ Grey
	FP	Caviar
	7	Black Black™
	97	Timberline™

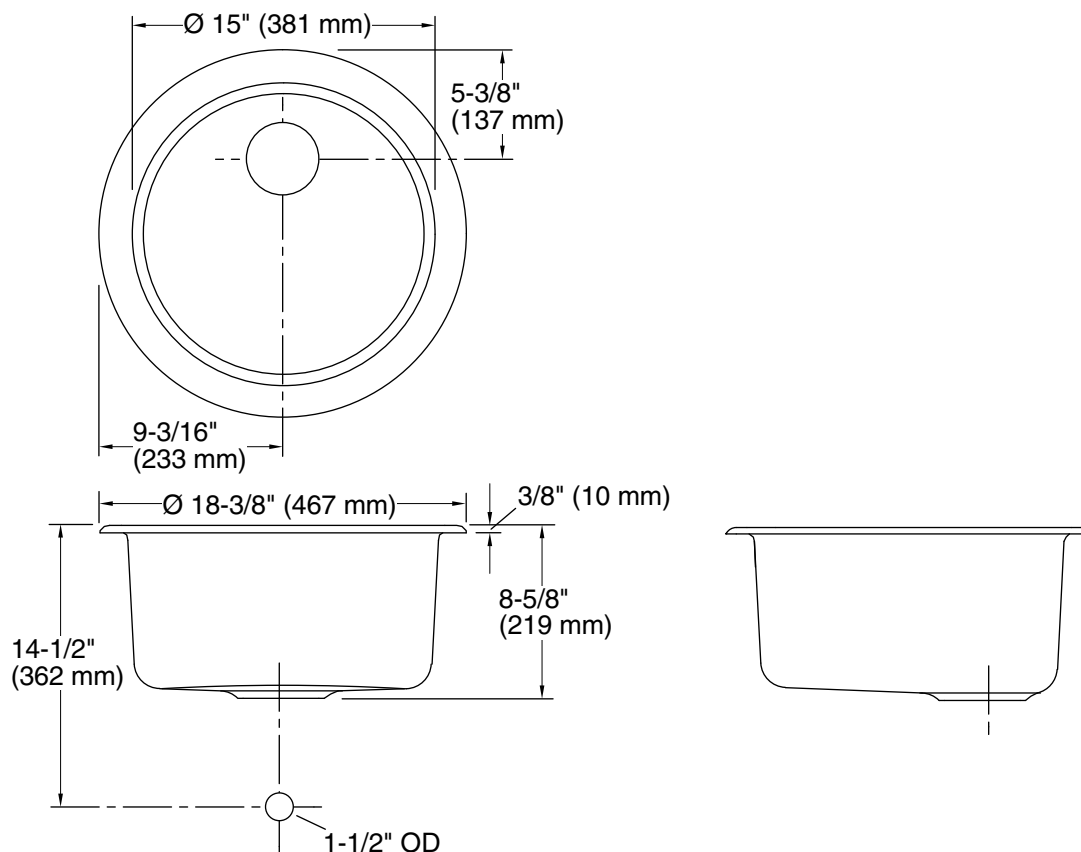
1-800-4KOHLER (1-800-456-4537)

Kohler Co. reserves the right to make revisions without notice to product specifications.
For the most current Specification Sheet, go to www.kohler.com.

THE BOLD LOOK
OF **KOHLER**®



Porto Fino™
Top-/Under-Mount Bar Sink
K-6565



Technical Information

All product dimensions are nominal.

Bowl configuration:	Single
Installation:	Top-mount, Under-mount
Min. base cabinet width:	21" (533 mm)
Bowl area (Only):	Length: 15" (381 mm) Width: 15" (381 mm) Bowl depth: 8" (203 mm)
Drain hole:	3-5/8" (92 mm)
Template:	112355-7, required, included

Notes

Install this product according to the installation instructions.

ADA compliant when installed to the specific requirements of these regulations.

ADA permits a parallel approach to wet bars.