

Features

- THIS NEW K-TS395-4S TRIM REPLACES THE EXISTING K-T395-4S TRIM. THE NEW TRIM IS IDENTICAL AND INCLUDES TRIM ADAPTER KITS FOR BOTH RITE-TEMP K-304/K-2971 HIFLOW AND THE NEW K-8304 SERIES VALVE.
- Provides temperature regulation and automatic anti-scald protection.
- Single handle controls both on/off activation and temperature settings.
- Includes faceplate with ADA-compliant metal lever handle.
- Includes diverter bath spout with 1/2" copper slip-fit connection.
- Includes single-function 2.5 gpm (9.5 lpm) showerhead with Katalyst® air-induction technology.
- MasterClean™ sprayface features an easy-to-clean surface that withstands mineral buildup.
- Includes shower arm and flange.
- Coordinates with Devonshire faucets, accessories, and showering components to complete your bathroom.

Material

- Premium material construction with metal handle ensures reliability and durability.
- KOHLER finishes resist corrosion and tarnishing.

Technology

- Pressure-balancing diaphragm technology maintains outlet temperature within +/- 3 degrees Fahrenheit during water pressure fluctuations.

Installation

- Trim only; requires valve to complete installation (sold separately).

Required Products/Accessories

- K-2971-KS 3/4" Pressure-balancing Valve
or
K-304-CS Pressure-balancing Valve With Stops
or
K-304-CX Pressure-balancing Valve Less Stops
or
K-304-K Pressure-balancing Valve Less Stops
or
K-304-KS Pressure-balancing Valve With Stops
or
K-304-PS Pressure-balancing Valve With Stops
or
K-304-PX Pressure-balancing Valve Less Steps
or
K-304-US Pressure-balancing Valve With Stops
or

1-800-4KOHLER (1-800-456-4537)

Kohler Co. reserves the right to make revisions without notice to product specifications.

For the most current Specification Sheet, go to www.kohler.com.



Codes/Standards

ASME A112.18.1/CSA B125.1



DOE - Energy Policy Act 1992

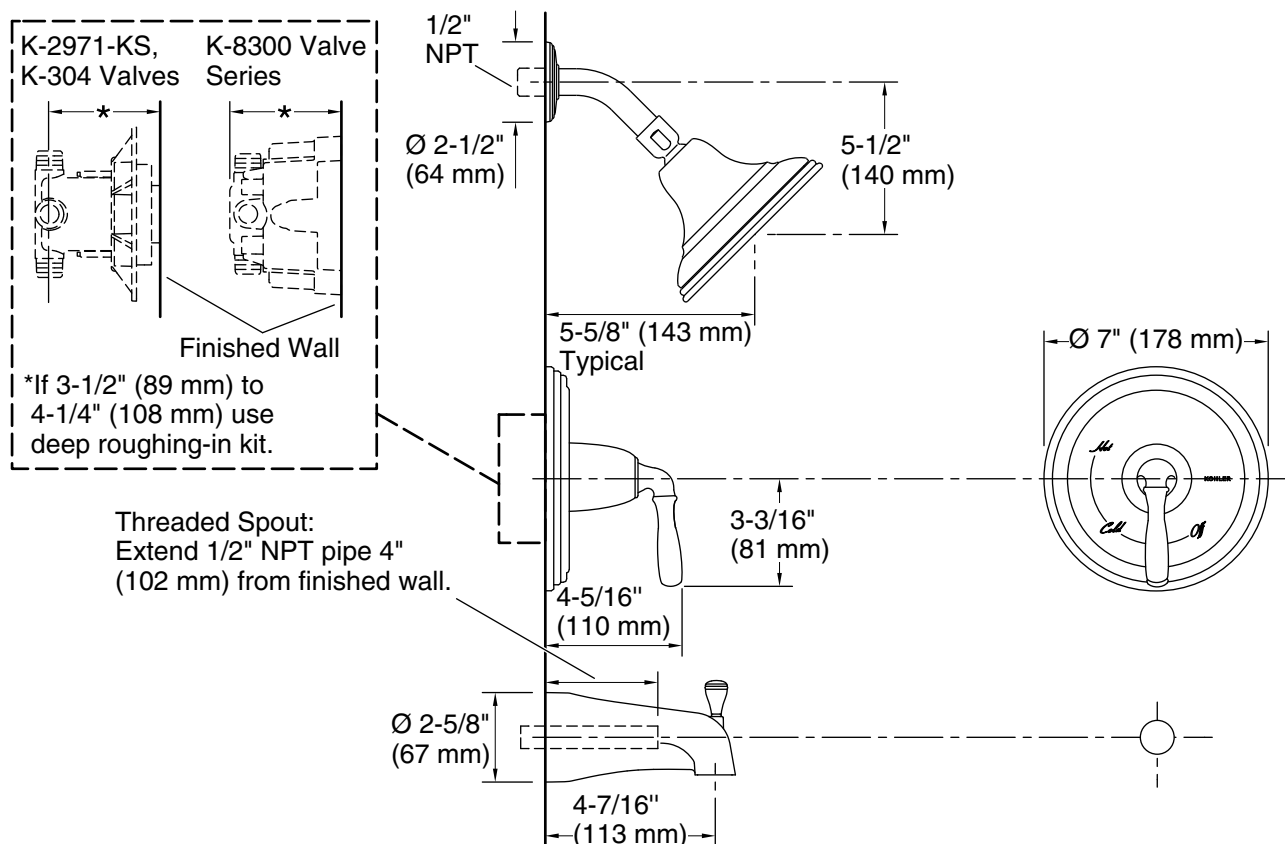
KOHLER® Faucet Lifetime Limited Warranty

See website for detailed warranty information.

Available Colors/Finishes

Color tiles intended for reference only.

Color	Code	Description
	CP	Polished Chrome
	PB	Vibrant® Polished Brass
	BN	Vibrant® Brushed Nickel
	2BZ	Oil-Rubbed Bronze



Technical Information

All product dimensions are nominal.

Drain included: No

Showerhead/Body Spray:

Rated maximum flow: 2.5 gal/min (9.5 l/min)

Pressure: 80 psi (5.5 bar)

Notes

Install the product according to the installation guide.

NOTICE: Risk of product damage. Long screws for installing trim can damage the K-2971-KS valve. Consult the trim installation guide to verify if the thin wall installation kit (88526) is needed.

Install straight pipe or tube drop of 7" (178 mm) to 18" (457 mm) with single elbow between the valve and the wall-mount spout. Elbow must be a 90 degree drop ell that is secured to rigid framing.