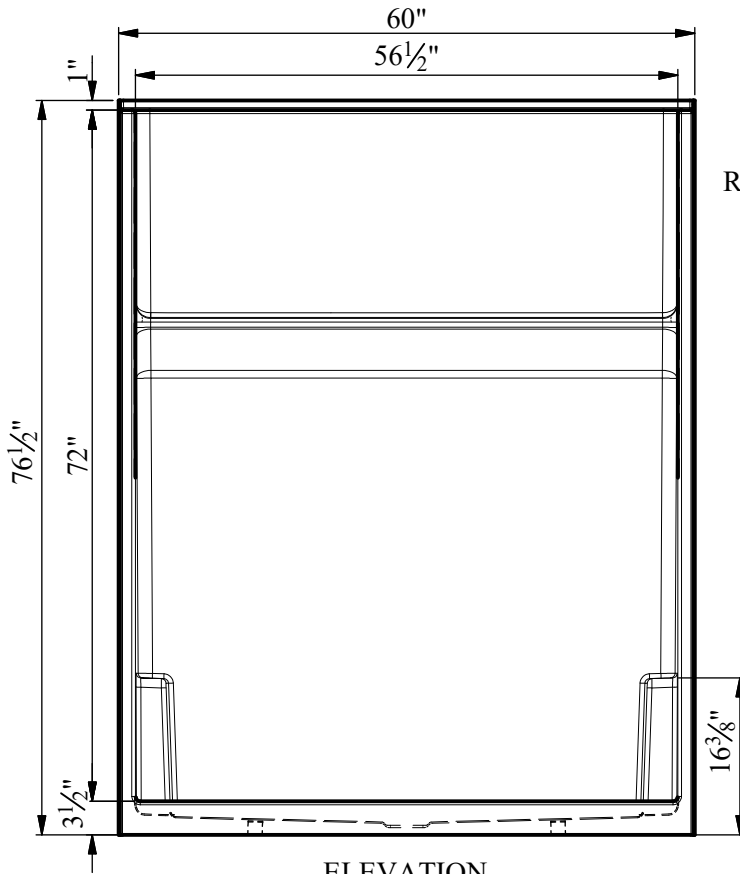
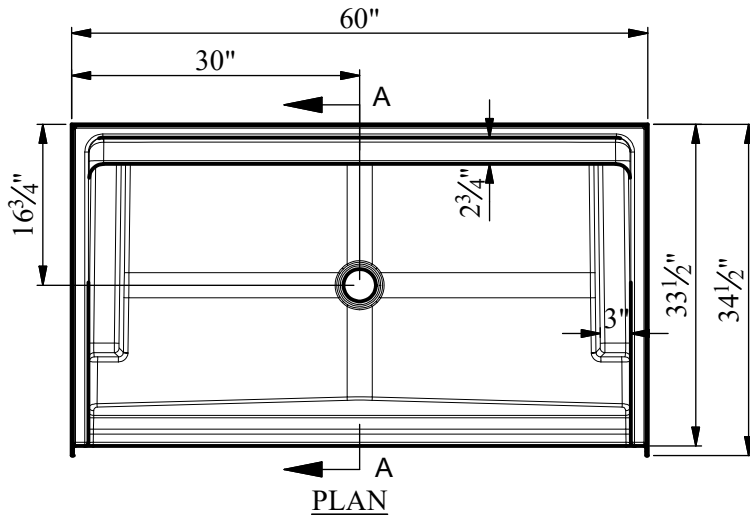


Clarion

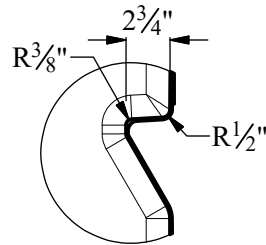
BATHWARE



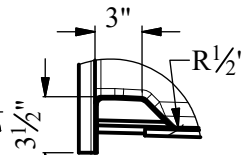
ELEVATION



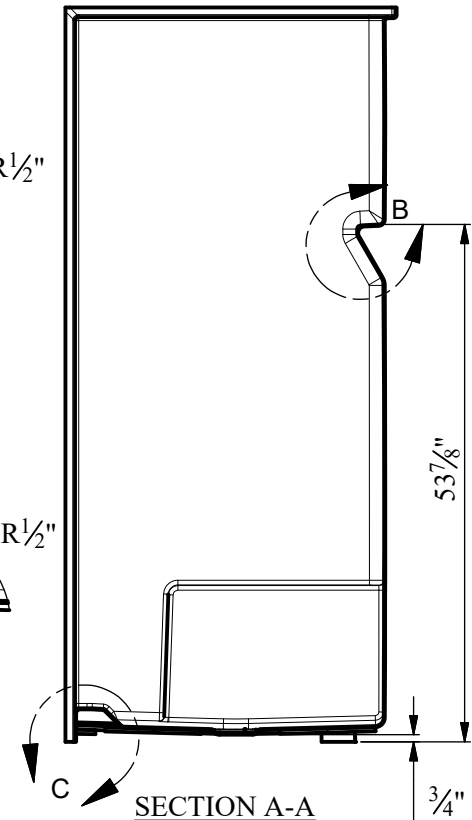
PLAN



DETAIL B



DETAIL C



SECTION A-A

PRODUCT SPECIFICATIONS:

- Certified to meet CSA B45.5/IAPMO Z124 Standard.
- Product has a Class B fire rating as determined by ASTM E-84 test method.
- Reinforced & premium slip resistant floor.
- Molded soap ledges on back wall.
- Integral 1" nailing flange.
- Door Opening: W- 56 1/2" H- 72"
- All dimensions +/- 1/2"
- Clarion Bathware reserves the right to change design and/or dimensions.
- Dimensions are the same for all other versions of this model.

SH6034

60" Shower w/ 3 1/2" Threshold, Molded Foot and Soap Ledges, & Center Drain

Clarion
BATHWARE
44 Amsler Ave.
Shippensburg, PA 16254

Phone: (814) 226-5374
Toll Free: (800) 576-9228
Fax: (814) 226-0730
www.clarionbathware.com

Mold Fabrication will not begin until approved drawing is received.
Standard mold production is (____ weeks) unless quoted otherwise.

Signatures For Approval:

Date:

Customer: _____

Clarion Engineer: _____

Clarion SVP of Sales: _____

DWG. #
SH6034 -CUT

Dwg. By: NMH
Date: 10/17/2024

Clarion bathware reserves the right to change the design and/or dimensions of its products at any time. This drawing may have been updated since this publication was issued. Before placing an order for any product, refer to our website at www.clarionbathware.com to obtain the most current drawings for any products that you wish to purchase. Compare the date of revision of the drawing that you have with the one on the drawing on our website. If you do not have internet access, please call your sales representative or Clarion Bathware's sales department at 1-800-576-9228.