



Campbell

- Metal Insert Fittings* **A**
- Plastic Insert Fittings* **B**
- Metal Threaded Fittings* **C**
- Nipples* **D**
- Schedule 40 Fittings* **E**
- Compression Fittings* **F**
- Check & Foot Valves* **G**
- Plumbing Valves* **H**
- Miscellaneous Valves* **I**
- Frostproof Hydrants & Faucets* **J**
- Well Seals* **K**
- Well Caps* **L**
- Pitless Adapters* **M**
- Sewage Pump Disconnects* **N**
- Tank Tees & Tank Fittings Packages* **O**
- Driven Well Equipment* **P**
- Ideal Clamps* **Q**
- Installation Accessories* **R**
- Electrical Accessories* **S**
- Filtration & Treatment* **T**
- Monoflex* **U**

Campbell Manufacturing, Inc.
127 East Spring Street, P.O. Box 207
Bechtelsville, PA 19505-0207
Phone 800-523-0224
Fax 610-369-3580
Email moreinfo@campbellmfg.com
Website www.campbellmfg.com



Campbell

Warranty, Terms & Conditions of Sale

Warranty

Campbell Manufacturing, Inc.'s (Campbell) warranty obligation is limited to repairing or replacing (at Campbell's cost) non-conforming goods. The warranty period for Campbell's products commences on the date of purchase. Repair shall occur during Campbell's normal business hours during the warranty period. Examination and repair or replacement of such Products will be effected on location or at Campbell's facilities, at Campbell's option. Products to be examined, replaced, or repaired at Campbell's facilities must be returned to Campbell by Purchaser within the warranty period, transportation charges prepaid. If examined Products are found not to be defective or are not for some other reason within the warranty coverage, Campbell's service time expended on and off location will be charged to Purchaser.

Warranty Limitation and Exclusion

Purchaser agrees to use, maintain, and install Product in accordance with recommendations and instructions of Campbell. Campbell will have no warranty obligation under this agreement if the Product is subjected to abuse, misuse, negligence, or accident. This warranty does not cover or apply to any products or material supplied by, but not manufactured by, Campbell and is limited to the actual warranty extended to Campbell by its supplier.

Disclaimer of Warranties

The warranty printed above is the only warranty applicable to this purchase. All other warranties, express or implied, including, but not limited to, the implied warranties of merchantability and fitness for a particular purpose are disclaimed and excluded. There are no warranties which extend beyond the description on the face hereof. These warranties are exclusive and substituted for all others, express or implied, arising by law or otherwise. Under no circumstances shall seller be liable for special, indirect, or consequential damages as described in §2-715 of the uniform commercial code. The price stated for the equipment is a consideration in limiting seller's liability. No action, whether in contract or tort, arising out of the transactions under this agreement may be brought by Purchaser more than one year after the cause of action accrued.

Limitation Liability

It is understood and agreed that Campbell's liability and the remedy of Purchaser or other third party whether in contract, in tort, whether caused by Product failure or failure of Campbell to perform, under any warranty, in negligence or otherwise, arising from sale or use of said Product, shall be limited to and not exceed the return of the amount of the purchase price paid by Purchaser.

Complaints

Complaints concerning defective goods or errors should be made immediately in writing to Campbell Manufacturing, Inc., Bechtelsville, PA.

Product Changes

The right is reserved to make changes in pattern, design, or materials when deemed necessary, without prior notice. Products which have become obsolete by reason of design change or discontinued as a manufactured item may not be returned for credit.

Returned Goods

Materials must not be returned unless consent has first been obtained in writing from Campbell. Returns of saleable goods subject to 25% restocking charge.

Risk of Loss/Damage

All goods are at the risk of the Purchaser after they have been delivered by us to the carrier and receipt obtained for same (in good order).

Orders

Orders are subject to acceptance at Campbell.

Responsibility

We will not be responsible for delays resulting from strikes, accidents, failure of suppliers, negligence of carriers, or other causes beyond our control.

Ordering Information

When ordering material, please use trade number, size, and other definitive information necessary.

Standard Package Quantities

Order by standard packaged quantities shown in catalog. When quantity is not shown, item is individually packaged or in bulk.

Special Products

Products made to customer's specifications are not refundable and requests for cancellation of orders will not be considered if the manufacture of materials is in process when the request reaches the home office.

Errors, Shortages, Etc.

Claims for errors, shortages, etc., must be made on receipt of goods; otherwise no allowance will be made.

Prices and Quotations

All prices and quotations are subject to change without notice. Items not listed in this catalog will be quoted on application. Prices and quotations in Campbell product catalog do not constitute offers. A request to purchase is to be construed as an offer and Campbell retains all authority to accept or reject offers.

Taxes

Any tax that may be imposed by law on the sale of articles made or sold by this company shall be added to the sale price of such articles.

Export

Handling, packaging, and documentation charges will be added to invoice on export shipments, when applicable.

Minimum Charge

\$15.00 per order.

Interest

Interest at 18% per annum will be charged on invoice not paid upon maturity. No discount allowed after due date.

Freight

All prices F.O.B. Factory. Freight on domestic orders within the 48 continental United States will be prepaid and allowed on \$1300 net orders east of the Rocky Mountains and \$1600 net orders west of the Rocky Mountains. Shipments to Canada will be prepaid on \$3000 net orders. Other shipments outside the 48 continental United States will be prepaid and allowed to the closest inland point of exportation based on the above net order minimums.

Terms

2% 15 days net 30.

Campbell

Red Brass Insert Fittings



part	size	pcs/ctn	master ctn	MALE ADAPTER
MAB 2*	1/2	25	300	
MAB 3	3/4	25	200	
MAB 4	1	20	160	
MAB 5	1-1/4	20	120	
MAB 6	1-1/2	10	60	
MAB 8	2	10	40	
MAB 10*	2-1/2	Bulk	-	
MAB 12*	3	Bulk	-	
MAB 16*	4	Bulk	-	

*Without Wrench-Grip Shoulder


MAB 4TS	1	10	100	MALE ADAPTER (imported)
---------	---	----	-----	-------------------------



MAB 2TLF	1/2	10	200	MALE ADAPTER (cast, imported)
MAB 3TLF	3/4	10	100	
MAB 4TLF	1	10	100	
MAB 5TLF	1-1/4	10	100	
MAB 6TLF	1-1/2	5	80	
MAB 8TLF	2	5	40	



XB4	1	25	-	EXTRA LONG MALE ADAPTER
XB5	1-1/4	Bulk	-	
XB6	1-1/2	Bulk	-	
XB8	2	Bulk	-	



XB4TLF	1	10	100	EXTRA LONG MALE ADAPTER (cast, imported)
XB5TLF	1-1/4	10	100	



UAB 4LF	1	1	-	UNION ADAPTER (cast)
---------	---	---	---	----------------------



UAB 4TLF	1	10	80	UNION ADAPTER (cast, imported)
----------	---	----	----	--------------------------------



Campbell Manufacturing, LLC
 127 East Spring Street, P.O. Box 207
 Bechtelsville, PA 19505-9153
 800-523-0224
 Fax 610-369-3580



Campbell

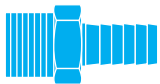
Red Brass Insert Fittings

REDUCING ADAPTER (mpt x insert)



part	size	pcs/ctn	master ctn
RAB3-2	3/4 x 1/2	Bulk	-
RAB4-3	1 x 3/4	Bulk	-
RAB5-4	1-1/4 x 1	Bulk	-
RAB6-5	1-1/2 x 1-1/4	Bulk	-
RAB8-6	2 x 1-1/2	Bulk	-

REDUCING ADAPTER (mpt x insert, cast, imported)



RAB4-3TLF	1 x 3/4	10	100
RAB5-4TLF	1-1/4 x 1	10	100

REDUCING ADAPTER (insert x mpt)



SAB3-2	3/4 x 1/2	Bulk	-
SAB4-3	1 x 3/4	Bulk	-
SAB5-4	1-1/4 x 1	Bulk	-
SAB6-5	1-1/2 x 1-1/4	Bulk	-

REDUCING ADAPTER (insert x mpt, cast, imported)



SAB4-3TLF	1 x 3/4	10	100
SAB5-4TLF	1-1/4 x 1	10	100

FEMALE ADAPTER



FAB 2	1/2	25	-
FAB 3	3/4	25	-
FAB 4	1	20	-
FAB 5	1-1/4	20	-
FAB 6	1-1/2	10	-
FAB 8	2	10	-

FEMALE ADAPTER (cast, imported)



FAB 3TLF	3/4	25	100
FAB 4TLF	1	20	100
FAB 5TLF	1-1/4	20	100

Campbell Manufacturing, LLC
 127 East Spring Street, P.O. Box 207
 Bechtelsville, PA 19505-9153
 800-523-0224
 Fax 610-369-3580



FAB 6

SAB6-5

RAB5-4

RAB 4-3TLF

FAB 4TLF

SAB4-3TLF

RAB3-2



Campbell

Red Brass Insert Fittings



part	size	pcs/ctn	master ctn
CB 2	1/2	25	300
CB 3	3/4	25	300
CB 4	1	20	160
CB 5	1-1/4	20	120
CB 6	1-1/2	10	60
CB 8	2	10	40
CB 10	2-1/2	Bulk	-
CB 12	3	Bulk	-
CB 16	4	Bulk	-

COUPLING



CB 2TLF	1/2	25	200
CB 3TLF	3/4	25	100
CB 4TLF	1	20	100
CB 5TLF	1-1/4	20	100
CB 6TLF	1-1/2	20	100
CB 8TLF	2	10	50

COUPLING (cast, imported)



XCB4	1	Bulk	-
XCB5	1-1/4	Bulk	-
XCB6	1-1/2	Bulk	-
XCB8	2	Bulk	-

EXTRA LONG COUPLING



RCB3-2	3/4 x 1/2	Bulk	-
RCB4-3	1 x 3/4	Bulk	-
RCB5-4	1-1/4 x 1	Bulk	-
RCB6-5	1-1/2 x 1-1/4	Bulk	-
RCB8-6	2 x 1-1/2	Bulk	-

REDUCING COUPLING (insert x insert)



VMAB4X6	1 x 6	Bulk	-
VMAB4X8	1 x 8	Bulk	-
VMAB4X10	1 x 10	Bulk	-
VMAB4X12	1 x 12	Bulk	-
VMAB5X6	1-1/4 x 6	Bulk	-
VMAB5X8	1-1/4 x 8	Bulk	-
VMAB5X10	1-1/4 x 10	Bulk	-
VMAB5X12	1-1/4 x 12	Bulk	-

VENTURI MALE ADAPTER



Other sizes available

XVB4-6	1 x 6	Bulk	-
XVB4-8	1 x 8	Bulk	-
XVB5-6	1-1/4 x 6	Bulk	-
XVB5-8	1-1/4 x 8	Bulk	-

EXTRA LONG VENTURI MALE ADAPTER



Campbell Manufacturing, LLC
127 East Spring Street, P.O. Box 207
Bechtelsville, PA 19505-9153
800-523-0224
Fax 610-369-3580



Campbell

Red Brass Insert Fittings

ROPE ADAPTER
(mpt x insert, cast)

part
BRA4LF

size
1

pcs/ctn
10

master ctn
-



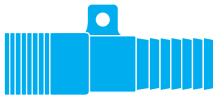
ROPE ADAPTER
(mpt x insert,
cast, imported)

BRA4TLF
BRA5TLF

1
1-1/4

10
10

100
100



VENTURI
ROPE ADAPTER
(mpt x insert)

ZAB4
ZAB5

1
1-1/4

Bulk
Bulk

-
-




REDUCING
ROPE ADAPTER
(mpt x insert, cast)

BRA5-4LF

1-1/4 x 1

10

-




REDUCING
ROPE ADAPTER
(mpt x insert,
cast, imported)

BRA5-4TLF

1-1/4 x 1

10

100



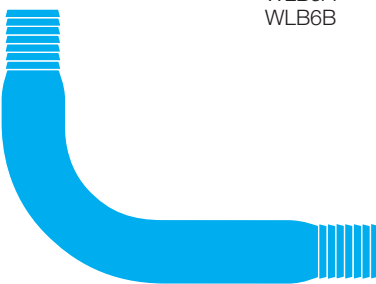
WELL SEAL ELBOW
(insert x insert)

WLB4A
WLB4B
WLB5A
WLB6B

1
1
1-1/4
1-1/2

Bulk
Bulk
Bulk
Bulk

-
-
-
-



Campbell Manufacturing, LLC
127 East Spring Street, P.O. Box 207
Bechtelsville, PA 19505-9153
800-523-0224
Fax 610-369-3580




BRA5-4LF



ZAB4



BRA5TLF



BRA4LF



WLB5A

BRA5-4TLF

Campbell

Red Brass Insert Fittings



TB4TLF



HE-4XLLF



HT4-3TLF



HE-3TLF



HE-3LF

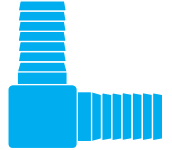


LB3TLF



part	size	pcs/ctn	master ctn
LB3TLF	3/4	10	200
LB4TLF	1	10	100
LB5TLF	1-1/4	10	50

ELBOW
(insert x insert,
cast, imported)



HE-3LF	3/4	10	-
--------	-----	----	---

HYDRANT ELBOW
(mpt x insert,
cast)



HE-3TLF	3/4	12	72
HE-4TLF	1	10	100
HE4-3TLF	1 x 3/4	12	72
HE-5TLF	1-1/4	10	-

HYDRANT ELBOW
(mpt x insert,
cast, imported)



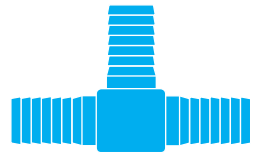
HE-4XLLF	1	5	80
----------	---	---	----

**EXTRA LONG
HYDRANT ELBOW**
(mpt x insert,
cast, imported)



TB3TLF	3/4	10	100
TB4TLF	1	10	100
TB5TLF	1-1/4	5	50

TEE
(insert x insert x insert,
cast, imported)



HT-3TLF	3/4	10	100
HT-4TLF	1	10	100
HT4-3TLF	3/4 x 1	10	100

HYDRANT TEE
(mpt x insert x insert,
cast, imported)



Campbell Manufacturing, LLC
127 East Spring Street, P.O. Box 207
Bechtelsville, PA 19505-9153
800-523-0224, Fax 610-369-3580



Campbell

Yellow Brass Insert Fittings

MALE SOLDER ADAPTER (insert x solder)



part	size	pcs/ctn
YBS2LF	1/2	10
YBS3LF	3/4	10
YBS4LF*	1	10
YBS5LF	1-1/4	10
YBS6LF	1-1/2	5
YBS8**	2	5

*YBS4 can be used as 1" male or 3/4" female sweat fitting.
**YBS8 is machined from 99.9% copper water pipe (No-Lead compliant).

FEMALE SOLDER ADAPTER (insert x solder)



YBS3FLF	3/4	10
---------	-----	----

MALE ADAPTER (insert x mpt)



YBM2LF	1/2	10
YBM3LF	3/4	10
YBM4LF	1	10
YBM4-3LF	1 x 3/4	10
YBM5LF	1-1/4	10
YBM5-4LF	1-1/4 x 1	10
YBM6LF	1-1/2	5
YBM8LF	2	5

EXTRA LONG MALE ADAPTER (insert x mpt)



YBMX4LF	1	10
---------	---	----

FEMALE ADAPTER (insert x fpt)



YBF2LF	1/2	10
YBF3LF	3/4	10
YBF4LF	1	10
YBF5LF	1-1/4	10

COUPLING (insert x insert)



YBC2LF	1/2	10
YBC3LF	3/4	10
YBC4LF	1	10
YBC5LF	1-1/4	10
YBC6LF	1-1/2	5
YBC8**	2	5

**YBC8 is machined from 99.9% copper water pipe (No-Lead compliant).

Campbell Manufacturing, LLC
127 East Spring Street
P.O. Box 207
Bechtelsville, PA 19505-9153
800-523-0224
Fax 610-369-3580



YBMX4LF

YBC6LF

YBM5-4LF

YBS5LF

YBF3LF

YBS3FLF

YBM2LF

Campbell

Yellow Brass Insert Fittings



YBMC4LF

YBL6LF

YBTF3LF

YBL4LF


YBFC4LF

YBT4LF

part	size	pcs/ctn
YBL3LF	3/4	10
YBL4LF	1	10
YBL5LF	1-1/4	10
YBL6LF*	1-1/2	1


* Fabricated from a wrought copper fitting with lead-free solder.

ELBOW
(insert x insert, cast)



YBMC3LF	3/4	10
YBMC4LF	1	10
YBMC4-3LF	1 x 3/4	10
YBMC5LF**	1-1/4	10
YBMC6LF**	1-1/2	1

MALE COMBO ELBOW
(insert x mpt, cast)




YBFC3LF**	3/4	10
YBFC4LF	1	10
YBFC5LF**	1-1/4	10

FEMALE COMBO ELBOW
(insert x fpt, cast)



YBT3LF	3/4	10
YBT4LF	1	10
YBT4-3LF	1 x 1 x 3/4	10
YBT5LF	1-1/4	10
YBT5-4LF**	1-1/4 x 1-1/4 x 1	5
YBT6LF**	1-1/2	1

TEE
(insert x insert x insert, cast)



YBTF3LF**	3/4	10
YBTF4LF**	1	10
YBTF4-3LF**	1 x 1 x 3/4	10
YBTF5LF**	1-1/4	5

FEMALE COMBO TEE
(insert x insert x fpt, cast)



Yellow brass insert fittings are machined from 81% copper alloy brass castings.



** Fabricated fittings with lead-free solder.

Campbell Manufacturing, LLC
127 East Spring Street
P.O. Box 207
Bechtelsville, PA 19505-9153
800-523-0224
Fax 610-369-3580



Campbell

Steel Insert Fittings

MALE ADAPTER



part	size	pcs/ctn	master ctn
MAS 2*	1/2	25	300
MAS 3	3/4	25	200
MAS 4	1	20	160
MAS 5	1-1/4	20	120
MAS 6	1-1/2	10	60
MAS 8	2	10	40
MAS 10*	2-1/2	Bulk	-
MAS 12*	3	Bulk	-
MAS 16*	4	Bulk	-
MAS 20*	5	Bulk	-
MAS 24*	6	Bulk	-

*Without Wrench-Grip Shoulder

MALE ADAPTER (imported)



MAS 2T	1/2	Bulk	-
MAS 3T	3/4	Bulk	-
MAS 4T	1	Bulk	-
MAS 5T	1-1/4	Bulk	-
MAS 6T	1-1/2	Bulk	-
MAS 8T	2	Bulk	-

EXTRA LONG MALE ADAPTER



XS4	1	25	-
XS5	1-1/4	Bulk	-
XS6	1-1/2	Bulk	-

REDUCING MALE ADAPTER (insert x mpt)



SAS3-2	3/4 x 1/2	Bulk	-
SAS4-3	1 x 3/4	Bulk	-
SAS5-4	1-1/4 x 1	Bulk	-
SAS6-5	1-1/2 x 1-1/4	Bulk	-

REDUCING MALE ADAPTER (mpt x insert)



RAS3-2	3/4 x 1/2	Bulk	-
RAS4-3	1 x 3/4	Bulk	-
RAS5-4	1-1/4 x 1	Bulk	-
RAS6-5	1-1/2 x 1-1/4	Bulk	-

Campbell Manufacturing, LLC
 127 East Spring Street
 P.O. Box 207
 Bechtelsville, PA 19505-9153
 800-523-0224
 Fax 610-369-3580



Campbell

Steel Insert Fittings



part	size	pcs/ctn	master ctn	COUPLING
CS 2	1/2	25	300	
CS 3	3/4	25	300	
CS 4	1	20	160	
CS 5	1-1/4	20	120	
CS 6	1-1/2	10	60	
CS 8	2	10	40	
CS 10	2-1/2	Bulk	-	
CS 12	3	Bulk	-	
CS 16	4	Bulk	-	
CS 20	5	Bulk	-	
CS 24	6	Bulk	-	

part	size	pcs/ctn	master ctn	COUPLING (imported)
CS 2T	1/2	Bulk	-	
CS 3T	3/4	Bulk	-	
CS 4T	1	Bulk	-	
CS 5T	1-1/4	Bulk	-	
CS 6T	1-1/2	Bulk	-	
CS 8T	2	Bulk	-	

part	size	pcs/ctn	master ctn	EXTRA LONG COUPLING
XCS4	1	Bulk	-	
XCS5	1-1/4	Bulk	-	

part	size	pcs/ctn	master ctn	REDUCING COUPLING
RCS3-2	3/4 x 1/2	Bulk	-	
RCS4-3	1 x 3/4	Bulk	-	
RCS5-4	1-1/4 x 1	Bulk	-	

part	size	pcs/ctn	master ctn	FEMALE ADAPTER
FAS2	1/2	25	-	
FAS3	3/4	25	-	
FAS4	1	20	-	
FAS5	1-1/4	20	-	
FAS6	1-1/2	10	-	
FAS8	2	10	-	

part	size	pcs/ctn	master ctn	VENTURI ROPE ADAPTER (mpt x insert)
ZAS4	1	Bulk	-	
ZAS5	1-1/4	Bulk	-	
			-	



ANSI/NSF Standard 61
Drinking Water System Components

All steel insert fittings are machined from C.W. steel pipe and are clear zinc plated, except sizes 2-1/2" or larger which are plated with yellow chromate.

Campbell Manufacturing, Inc.
127 East Spring Street
P.O. Box 207
Bechtelsville, PA 19505-0207
800-523-0224
Fax 610-369-3580

CS 2T CS 3

RCS4-3

CS 16

XCS4

ZAS4

FAS8



Campbell

Steel Fittings

VENTURI MALE ADAPTER




part	size	pcs/ctn
VMAS3X12	3/4 x 12	Bulk
VMAS4X6	1 x 6	Bulk
VMAS4X8	1 x 8	Bulk
VMAS4X10	1 x 10	Bulk
VMAS4X12	1 x 12	Bulk
VMAS5X6	1-1/4 x 6	Bulk
VMAS5X8	1-1/4 x 8	Bulk
VMAS5X10	1-1/4 x 10	Bulk
VMAS5X12	1-1/4 x 10	Bulk

EXTRA LONG VENTURI MALE ADAPTER



XVS4-6	1 x 6	Bulk
XVS4-8	1 x 8	Bulk
XVS5-6	1-1/4 x 6	Bulk
XVS5-8	1-1/4 x 8	Bulk

WELL SEAL ELBOW (insert x insert)



WLS3A	3/4	Bulk
WLS4A	1	Bulk
WLS5A	1-1/4	Bulk
WLS6A	1-1/2	Bulk

WELL SEAL ELBOW (mpt x insert)



WLS4B	1	Bulk
WLS5B	1-1/4	Bulk

Campbell Manufacturing, Inc.
127 East Spring Street
P.O. Box 207
Bechtelsville, PA 19505-0207
800-523-0224, Fax 610-369-3580



ANSI/NSF Standard 61
Drinking Water System Components

Steel insert fittings are machined from C.W. steel pipe and are zinc plated.



Campbell

Stainless Steel Fittings



XSS5-4

XSS-4

MASS 8

RASS5-4

MASS 4

RBSS5-4F

CSS4

MASS 2

part	size	pcs/ctn	master ctn	MALE ADAPTER
MASS 2	1/2	25	—	
MASS 3*	3/4	25	—	
MASS 4*	1	20	—	
MASS 5*	1-1/4	20	—	
MASS 6*	1-1/2	10	—	
MASS 8*	2	10	—	

MASS 2T	1/2	25	—	MALE ADAPTER (imported)
MASS 3T*	3/4	25	—	
MASS 4T*	1	20	—	
MASS 5T*	1-1/4	20	—	
MASS 6T*	1-1/2	10	—	
MASS 8T*	2	10	—	

XSS-4	1	Bulk	—	EXTRA LONG MALE ADAPTER
XSS-5	1-1/4	Bulk	—	

XSS-4T	1	Bulk	—	EXTRA LONG MALE ADAPTER (imported)
XSS-5T	1-1/4	Bulk	—	

RASS5-4	1-1/4 x 1	Bulk	—	REDUCING MALE ADAPTER (mpt x insert)
---------	-----------	------	---	---

RASS5-4T*	1-1/4 x 1	Bulk	—	REDUCING MALE ADAPTER (mpt x insert, imported)
-----------	-----------	------	---	---

XSS5-4	1-1/4 x 1	Bulk	—	EXTRA LONG REDUCING MALE ADAPTER (mpt x insert)
--------	-----------	------	---	--

XSS5-4T	1-1/4 x 1	Bulk	—	EXTRA LONG REDUCING MALE ADAPTER (mpt x insert, imported)
---------	-----------	------	---	--



*with Wrench-Grip Shoulder

Campbell Manufacturing, LLC
127 East Spring Street, P.O. Box 207
Bechtelsville, PA 19505-9153
800-523-0224, Fax 610-369-3580



Campbell

Stainless Steel Fittings

COUPLING



part	size	pcs/ctn	master ctn
CSS4	1	Bulk	—
CSS5	1-1/4	Bulk	—
CSS8	2	Bulk	—

EXTRA LONG COUPLING



XCSS4	1	Bulk	—
-------	---	------	---

COUPLING (imported)



CSS3T	3/4	Bulk	—
CSS4T	1	Bulk	—
CSS5T	1-1/4	Bulk	—
CSS8T	2	Bulk	—

HEX BUSHING (mpt x fpt)



RBSS3-1F	3/4 x 1/4	Bulk	—
RBSS3-4F	3/4 x 1	Bulk	—
RBSS4-1F	1 x 1/4	Bulk	—
RBSS4-3F	1 x 3/4	Bulk	—
RBSS5-4F	1-1/4 x 1	Bulk	—


Machined from 304 alloy stainless steel casting.

HYDRANT ELBOW (mpt x insert, imported)



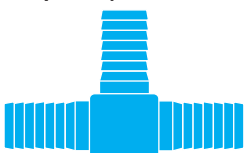
HE-3TSS	3/4	10	100
HE-4TSS	1	10	100

ELBOW (insert x insert, imported)



LSS4T	1	10	100
-------	---	----	-----

TEE (insert x insert x insert, imported)



TSS4T	1	10	100
-------	---	----	-----

Campbell Manufacturing, LLC
 127 East Spring Street, P.O. Box 207
 Bechtelsville, PA 19505-9153
 800-523-0224
 Fax 610-369-3580



CSS8T

XCSS4

LSS4T

TSS4T

CSS4

HE-3TSS

RBSS5-4F

Campbell

Nylon Insert Fittings



CEN 4



CN 4



TN 4



MAN 4



LN 4



Campbell part	universal part	size	pcs/pkg	MALE ADAPTER
MAN 2	N436-005	1/2	10	
MAN 3	N436-007	3/4	10	
MAN 4	N436-010	1	10	
MAN 5	N436-012	1-1/4	10	
MAN 6	N436-015	1-1/2	5	
MAN 8	N436-020	2	5	

Campbell part	universal part	size	pcs/pkg	COUPLING
CN 2	N429-005	1/2	10	
CN 3	N429-007	3/4	10	
CN 4	N429-010	1	10	
CN 5	N429-012	1-1/4	10	
CN 6	N429-015	1-1/2	5	
CN 8	N429-020	2	5	

Campbell part	universal part	size	pcs/pkg	ELBOW
LN 2	N406-005	1/2	10	
LN 3	N406-007	3/4	10	
LN 4	N406-010	1	10	
LN 5	N406-012	1-1/4	5	
LN 6	N406-015	1-1/2	5	
LN 8	N406-020	2	5	

Campbell part	universal part	size	pcs/pkg	MALE COMBO ELBOW (insert x mpt)
CEN 2	N413-005	1/2	10	
CEN 3	N413-007	3/4	10	
CEN 4	N413-010	1	10	
CEN 5	N413-012	1-1/4	5	
CEN 6	N413-015	1-1/2	5	
CEN 8	N413-020	2	5	

Campbell part	universal part	size	pcs/pkg	TEE
TN 2	N401-005	1/2	10	
TN 3	N401-007	3/4	10	
TN 4	N401-010	1	10	
TN 5	N401-012	1-1/4	5	
TN 6	N401-015	1-1/2	5	
TN 8	N401-020	2	5	



Campbell LASCO[®]

PVC Insert Fittings

MALE ADAPTER



Campbell part	universal part	size	pcs/ctn
MAP 2	1436-005	1/2	50
MAP 3	1436-007	3/4	50
MAP 4	1436-010	1	40
MAP 5	1436-012	1-1/4	20
MAP 6	1436-015	1-1/2	20
MAP 8	1436-020	2	10
MAP12	1436-030	3	10
MAP16	1436-040	4	8

REDUCING MALE ADAPTER (mpt x insert)



RMAP3-2A	1436-101	3/4 x 1/2	50
RMAP4-3A	1436-131	1 x 3/4	30
RMAP5-3A	1436-167	1-1/4 x 3/4	25
RMAP5-4A	1436-168	1-1/4 x 1	25
RMAP6-4A	1436-211	1-1/2 x 1	25
RMAP6-5A	1436-212	1-1/2 x 1-1/4	20
RMAP8-6A	1436-251	2 x 1-1/2	10

REDUCING MALE ADAPTER (insert x mpt)



RMAP3-2B	1436-074	3/4 x 1/2	50
RMAP4-3B	1436-102	1 x 3/4	50
RMAP5-4B	1436-132	1-1/4 x 1	15
RMAP6-4B	1436-133	1-1/2 x 1	15
RMAP6-5B	1436-169	1-1/2 x 1-1/4	10
RMAP8-6B	1436-213	2 x 1-1/2	10

FEMALE ADAPTER



FAP2	1435-005	1/2	30
FAP3	1435-007	3/4	30
FAP4	1435-010	1	30
FAP5	1435-012	1-1/4	25
FAP6	1435-015	1-1/2	15
FAP8	1435-020	2	10

INSERT PLUG



INS PLUG2	1449-005	1/2	100
INS PLUG3	1449-007	3/4	100
INS PLUG4	1449-010	1	40
INS PLUG5	1449-012	1-1/4	30
INS PLUG6	1449-015	1-1/2	20
INS PLUG8	1449-020	2	10

COUPLING



CP 2	1429-005	1/2	50
CP 3	1429-007	3/4	50
CP 4	1429-010	1	40
CP 5	1429-012	1-1/4	20
CP 6	1429-015	1-1/2	20
CP 8	1429-020	2	10
CP 12	1429-030	3	10
CP 16	1429-040	4	8

REDUCING COUPLING (insert x insert)



RCP3-2	1429-101	3/4 x 1/2	50
RCP4-2	1429-130	1 x 1/2	40
RCP4-3	1429-131	1 x 3/4	40
RCP5-3	1429-167	1-1/4 x 3/4	20
RCP5-4	1429-168	1-1/4 x 1	20
RCP6-3	1429-210	1-1/2 x 3/4	20
RCP6-4	1429-211	1-1/2 x 1	20
RCP6-5	1429-212	1-1/2 x 1-1/4	10
RCP8-4	1429-249	2 x 1	10
RCP8-5	1429-250	2 x 1-1/4	10
RCP8-6	1429-251	2 x 1-1/2	10

CP 4



RCP4-3

FAP4



RMAP4-3A

MAP 4



RMAP4-3B

INS PLUG4



LASCO® Campbell

PVC Insert Fittings



CEP4



LP 4



CREP4-3



REP4-3

Campbell part	universal part	size	pcs/ctn
LP 2	1406-005	1/2	50
LP 3	1406-007	3/4	50
LP 4	1406-010	1	25
LP 5	1406-012	1-1/4	10
LP 6	1406-015	1-1/2	10
LP 8	1406-020	2	10
LP 12	1406-030	3	8

ELBOW



CEP2	1413-005	1/2	25
CEP3	1413-007	3/4	25
CEP4	1413-010	1	10
CEP5*	1413-012	1-1/4	10
CEP6*	1413-015	1-1/2	10
CEP8*	1413-020	2	10

*Hex Grip

MALE COMBO ELBOW (insert x mpt)



CREP2-2	1407-005	1/2 x 1/2	50
CREP3-2	1407-101	3/4 x 1/2	50
CREP3-3	1407-007	3/4 x 3/4	25
CREP4-2	1407-130	1 x 1/2	25
CREP4-3	1407-131	1 x 3/4	25
CREP4-4	1407-010	1 x 1	25
CREP5-2	1407-166	1-1/4 x 1/2	25
CREP5-3	1407-167	1-1/4 x 3/4	10
CREP5-4	1407-168	1-1/4 x 1	10
CREP5-5	1407-012	1-1/4 x 1-1/4	10
CREP6-4	1407-211	1-1/2 x 1	10
CREP6-5	1407-212	1-1/2 x 1-1/4	10
CREP6-6	1407-015	1-1/2 x 1-1/2	10
CREP8-6	1407-251	2 x 1-1/2	5
CREP8-8	1407-020	2 x 2	5

FEMALE COMBO REDUCING ELBOW (insert x fpt)



REP3-2	1406-101	3/4 x 1/2	25
REP4-3	1406-131	1 x 3/4	10
REP5-4	1406-168	1-1/4 x 1	10
REP6-5	1406-212	1-1/2 x 1-1/4	10

REDUCING ELBOW (insert x insert)



Campbell Manufacturing, Inc.
127 East Spring Street, P.O. Box 207
Bechtelsville, PA 19505-0207
800-523-0224, Fax 610-369-3580



Campbell LASCO[®]

PVC Insert Fittings

TEE



Campbell part	universal part	size	pcs/ctn
TP 2	1401-005	1/2	40
TP 3	1401-007	3/4	25
TP 4	1401-010	1	20
TP 5	1401-012	1-1/4	10
TP 6	1401-015	1-1/2	10
TP 8	1401-020	2	10
TP 12	1401-030	3	5

BULLHEAD TEE (insert x insert x bullhead insert)



BTP2-2-3	1401-074	1/2 x 1/2 x 3/4	10
BTP3-3-4	1401-102	3/4 x 3/4 x 1	10
BTP4-4-5	1401-132	1 x 1 x 1-1/4	5

REDUCING TEE (insert x insert x reducing insert)



RTP3-3-2A	1401-101	3/4 x 3/4 x 1/2	25
RTP4-4-2A	1401-130	1 x 1 x 1/2	20
RTP4-4-3A	1401-131	1 x 1 x 3/4	20
RTP5-5-2A	1401-166	1-1/4 x 1-1/4 x 1/2	10
RTP5-5-3A	1401-167	1-1/4 x 1-1/4 x 3/4	10
RTP5-5-4A	1401-168	1-1/4 x 1-1/4 x 1	10
RTP6-6-2A	1401-209	1-1/2 x 1-1/2 x 1/2	5
RTP6-6-3A	1401-210	1-1/2 x 1-1/2 x 3/4	5
RTP6-6-4A	1401-211	1-1/2 x 1-1/2 x 1	5
RTP6-6-5A	1401-212	1-1/2 x 1-1/2 x 1-1/4	5
RTP8-8-2A	1401-247	2 x 2 x 1/2	5
RTP8-8-3A	1401-248	2 x 2 x 3/4	5
RTP8-8-4A	1401-249	2 x 2 x 1	5
RTP8-8-5A	1401-250	2 x 2 x 1-1/4	5
RTP8-8-6A	1401-251	2 x 2 x 1-1/2	5

REDUCING TEE (insert x reducing insert x reducing insert)



RTP3-2-2B	1401-094	3/4 x 1/2 x 1/2	20
RTP4-3-3B	1401-125	1 x 3/4 x 3/4	20
RTP5-4-3B	1401-157	1-1/4 x 1 x 3/4	10
RTP5-4-4B	1401-158	1-1/4 x 1 x 1	10
RTP6-5-4B	1401-202	1-1/2 x 1-1/4 x 1	5
RTP6-5-5B	1401-203	1-1/2 x 1-1/4 x 1-1/4	5



TP 4



RTP4-4-3A



BTP3-3-4



RTP4-3-3B

LASCO® Campbell

PVC Insert Fittings




CTP4



Campbell part	universal part	size	pcs/ctr	MALE COMBO TEE (insert x insert x mpt)
CTP2	1403-005	1/2	25	
CTP3	1403-007	3/4	20	
CTP4	1403-010	1	10	
CTP5	1403-012	1-1/4	10	
CTP6	1403-015	1-1/2	5	


PC 4



Campbell part	universal part	size	pcs/ctr	FEMALE COMBO REDUCING TEE (insert x insert x fpt)
CRTP2-2-2A	1402-005	1/2 x 1/2 x 1/2	50	
CRTP3-3-2A	1402-101	3/4 x 3/4 x 1/2	25	
CRTP3-3-3A	1402-007	3/4 x 3/4 x 3/4	25	
CRTP4-4-2A	1402-130	1 x 1 x 1/2	20	
CRTP4-4-3A	1402-131	1 x 1 x 3/4	20	
CRTP4-4-4A	1402-010	1 x 1 x 1	15	
CRTP5-5-2A	1402-166	1-1/4 x 1-1/4 x 1/2	10	
CRTP5-5-3A	1402-167	1-1/4 x 1-1/4 x 3/4	10	
CRTP5-5-4A	1402-168	1-1/4 x 1-1/4 x 1	10	
CRTP5-5-5A	1402-012	1-1/4 x 1-1/4 x 1-1/4	10	
CRTP6-6-2A	1402-209	1-1/2 x 1-1/2 x 1/2	5	
CRTP6-6-3A	1402-210	1-1/2 x 1-1/2 x 3/4	5	
CRTP6-6-4A	1402-211	1-1/2 x 1-1/2 x 1	5	
CRTP6-6-5A	1402-212	1-1/2 x 1-1/2 x 1-1/4	5	
CRTP6-6-6A	1402-015	1-1/2 x 1-1/2 x 1-1/2	5	
CRTP8-8-2A	1402-247	2 x 2 x 1/2	5	
CRTP8-8-3A	1402-248	2 x 2 x 3/4	5	
CRTP8-8-4A	1402-249	2 x 2 x 1	5	
CRTP8-8-6A	1402-251	2 x 2 x 1-1/2	5	
CRTP8-8-8A	1402-020	2 x 2 x 2	5	

CRTP4-4-3A



Campbell part	universal part	size	pcs/ctr	FEMALE COMBO REDUCING TEE (insert x reducing insert x fpt)
CRTP3-2-2B	1402-094	3/4 x 1/2 x 1/2	20	
CRTP4-3-2B	1402-124	1 x 3/4 x 1/2	10	
CRTP4-3-3B	1402-125	1 x 3/4 x 3/4	10	
CRTP5-4-2B	1402-156	1-1/4 x 1 x 1/2	10	
CRTP5-4-3B	1402-157	1-1/4 x 1 x 3/4	10	

PC 3	1420-007	3/4	10	CROSS
PC 4	1420-010	1	10	





Campbell

Repair Couplings

POLY-STRETCH™ COUPLINGS



part	size	length retracted	length extended	pcs/ ctn
PSC-07	3/4	5-5/8	7-1/8	50
PSC-10	1	5-5/8	7-1/8	50
PSC-12	1-1/4	6-3/4	8-1/2	25
PSC-15	1-1/2	6-3/4	8-1/2	25
PSC-20	2	6-3/4	8-1/2	20

For repairing polyethylene irrigation pipe without digging up the entire pipe.

to install:

1. Cut out and remove the damaged section of pipe.
2. Place clamps over both ends of the pipe.
3. Insert one end of the Poly-Stretch Coupling into the pipe. Extend and insert the other (retracted) end of the Poly-Stretch Coupling into the other side of pipe.
4. Clamp both sides and you have a secure, buckle-free connection.

material: ABS plastic

seal: BUNA 70 O-ring

lubricant: petroleum jelly

pressure rating: 160 psi

PSC-10
(fully extended)

PSC-10
(retracted)

Campbell

Imported Threaded Fittings



DPC5

BTE4

BTD4

BTB4-3

BTA4-3

BTA2

BTB1

part	size	pcs/ctn	DROP PIPE COUPLING (stainless steel)
DPC4	1	Bulk	
DPC5	1-1/4	Bulk	
DPC6	1-1/2	Bulk	
DPC8	2	Bulk	

part	size	pcs/ctn	COUPLING (brass)
BTA1	1/4	Bulk	
BTA2	1/2	Bulk	
BTA3	3/4	Bulk	
BTA4	1	Bulk	
BTA5	1-1/4	Bulk	
BTA6	1-1/2	Bulk	
BTA8	2	Bulk	

part	size	pcs/ctn	REDUCING COUPLING (brass)
BTA3-2	3/4 x 1/2	Bulk	
BTA4-3	1 x 3/4	Bulk	
BTA5-3	1-1/4 x 3/4	Bulk	
BTA5-4	1-1/4 x 1	Bulk	
BTA6-4	1-1/2 x 1	Bulk	
BTA6-5	1-1/2 x 1-1/4	Bulk	
BTA8-4	2 x 1	Bulk	
BTA8-5	2 x 1-1/4	Bulk	

part	size	pcs/ctn	90° ELBOW (brass)
BTB0	1/8	Bulk	
BTB1	1/4	Bulk	
BTB2	1/2	Bulk	
BTB3	3/4	Bulk	
BTB4	1	Bulk	
BTB5	1-1/4	Bulk	
BTB6	1-1/2	Bulk	
BTB8	2	Bulk	

part	size	pcs/ctn	90° REDUCING ELBOW (brass)
BTB4-3	1 x 3/4	Bulk	
BTB5-4	1-1/4 x 1	Bulk	

part	size	pcs/ctn	90° STREET ELBOW (brass)
BTE0	1/8	Bulk	
BTE1	1/4	Bulk	
BTE1.5	3/8	Bulk	
BTE2	1/2	Bulk	
BTE3	3/4	Bulk	
BTE4	1	Bulk	
BTE5	1-1/4	Bulk	
BTE6	1-1/2	Bulk	
BTE8	2	Bulk	

part	size	pcs/ctn	45° ELBOW (brass)
BTD1	1/4	Bulk	
BTD2	1/2	Bulk	
BTD3	3/4	Bulk	
BTD4	1	Bulk	
BTD5	1-1/4	Bulk	
BTD6	1-1/2	Bulk	
BTD8	2	Bulk	



Campbell Manufacturing, LLC
 127 East Spring Street, P.O. Box 207
 Bechtelsville, PA 19505-9153
 800-523-0224, Fax 610-369-3580



Campbell *Imported* Red Brass Threaded Fittings

TEE



part	size	pcs/ctn
BTC1	1/4	Bulk
BTC2	1/2	Bulk
BTC3	3/4	Bulk
BTC4	1	Bulk
BTC5	1-1/4	Bulk
BTC6	1-1/2	Bulk
BTC8	2	Bulk

REDUCING TEE



BTC3-3-2	3/4 x 3/4 x 1/2	Bulk
BTC4-3-3	1 x 3/4 x 3/4	Bulk
BTC4-3-4	1 x 3/4 x 1	Bulk
BTC4-4-2	1 x 1 x 1/2	Bulk
BTC4-4-3	1 x 1 x 3/4	Bulk
BTC5-5-3	1-1/4 x 1-1/4 x 3/4	Bulk
BTC5-5-4	1-1/4 x 1-1/4 x 1	Bulk

SQUARE HEAD PLUG



BTF0	1/8	Bulk
BTF1	1/4	Bulk
BTF1.5	3/8	Bulk
BTF2	1/2	Bulk
BTF3	3/4	Bulk
BTF4	1	Bulk
BTF5	1-1/4	Bulk
BTF6	1-1/2	Bulk
BTF8	2	Bulk

CAP



BTG1	1/4	Bulk
BTG2	1/2	Bulk
BTG3	3/4	Bulk
BTG4	1	Bulk

HEX BUSHING (mpt x fpt)



BTH1-0	1/4 x 1/8	Bulk
BTH1.5-1	3/8 x 1/4	Bulk
BTH2-0	1/2 x 1/8	Bulk
BTH2-1	1/2 x 1/4	Bulk
BTH2-1.5	1/2 x 3/8	Bulk
BTH3-0	3/4 x 1/8	Bulk
BTH3-1	3/4 x 1/4	Bulk
BTH3-1.5	3/4 x 3/8	Bulk
BTH3-2	3/4 x 1/2	Bulk
BTH4-1	1 x 1/4	Bulk
BTH4-2	1 x 1/2	Bulk
BTH4-3	1 x 3/4	Bulk
BTH5-2	1-1/4 x 1/2	Bulk
BTH5-3	1-1/4 x 3/4	Bulk
BTH5-4	1-1/4 x 1	Bulk
BTH6-3	1-1/2 x 3/4	Bulk
BTH6-4	1-1/2 x 1	Bulk
BTH6-5	1-1/2 x 1-1/4	Bulk
BTH8-3	2 x 3/4	Bulk
BTH8-4	2 x 1	Bulk
BTH8-5	2 x 1-1/4	Bulk
BTH8-6	2 x 1-1/2	Bulk
BTH10-8	2-1/2 x 2	Bulk
BTH12-8	3 x 2	Bulk

UNION



BTJ2	1/2	Bulk
BTJ3	3/4	Bulk
BTJ4	1	Bulk
BTJ5	1-1/4	Bulk
BTJ6	1-1/2	Bulk
BTJ8	2	Bulk



BTC6

BTC4-4-2

BTH8-6

BTG4

BTF6

BTC1


BTJ2

BTH3-2

Campbell Manufacturing, LLC
127 East Spring Street, P.O. Box 207
Bechtelsville, PA 19505-9153
800-523-0224, Fax 610-369-3580



NO LEAD
>0.25% Pb by
weighted avg.



Campbell

Imported Malleable Iron Fittings



part	size	pcs/ctn
MFA1	1/4	Bulk
MFA1.5	3/8	Bulk
MFA2	1/2	Bulk
MFA3	3/4	Bulk
MFA4	1	Bulk
MFA5	1-1/4	Bulk
MFA6	1-1/2	Bulk
MFA8	2	Bulk
MFA12	3	Bulk

90° ELBOW



MFB1	1/4	Bulk
MFB2	1/2	Bulk
MFB3	3/4	Bulk
MFB4	1	Bulk
MFB5	1-1/4	Bulk
MFB6	1-1/2	Bulk
MFB8	2	Bulk

90° STREET ELBOW



MFC3-1	3/4 x 1/4	Bulk
MFC3-2	3/4 x 1/2	Bulk
MFC4-2	1 x 1/2	Bulk
MFC4-3	1 x 3/4	Bulk
MFC5-3	1-1/4 x 3/4	Bulk
MFC5-4	1-1/4 x 1	Bulk
MFC8-5	2 x 1-1/4	Bulk

90° REDUCING ELBOW



MFE1	1/4	Bulk
MFE2	1/2	Bulk
MFE3	3/4	Bulk
MFE4	1	Bulk
MFE5	1-1/4	Bulk
MFE6	1-1/2	Bulk
MFE8	2	Bulk

45° ELBOW



MFD1	1/4	Bulk
MFD2	1/2	Bulk
MFD3	3/4	Bulk
MFD4	1	Bulk
MFD5	1-1/4	Bulk
MFD6	1-1/2	Bulk
MFD8	2	Bulk

45° STREET ELBOW



All malleable fittings are zinc-plated. Other types and sizes available upon request.

Campbell Manufacturing, Inc.
 127 East Spring Street, P.O. Box 207
 Bechtelsville, PA 19505-0207
 800-523-0224, Fax 610-369-3580



Campbell

Imported Malleable Iron Fittings

COUPLING



part	size	pcs/ctn
MFL1	1/4	Bulk
MFL2	1/2	Bulk
MFL3	3/4	Bulk
MFL4	1	Bulk
MFL5	1-1/4	Bulk
MFL6	1-1/2	Bulk
MFL8	2	Bulk
MFL12	3	Bulk

REDUCING COUPLING



part	size	pcs/ctn
MFH2-0	1/2 x 1/8	Bulk
MFH2-1	1/2 x 1/4	Bulk
MFH3-2	3/4 x 1/2	Bulk
MFH4-2	1 x 1/2	Bulk
MFH4-3	1 x 3/4	Bulk
MFH5-2	1-1/4 x 1/2	Bulk
MFH5-4	1-1/4 x 1	Bulk
MFH6-4	1-1/2 x 1	Bulk
MFH6-5	1-1/2 x 1-1/4	Bulk
MFH8-4	2 x 1	Bulk
MFH8-5	2 x 1-1/4	Bulk
MFH8-6	2 x 1-1/2	Bulk
MFH10-8	2-1/2 x 2	Bulk
MFH12-8	3 x 2	Bulk

STANDARD MERCHANT COUPLING*



part	size	pcs/ctn
SMC2	1/2	Bulk
SMC3	3/4	Bulk
SMC4	1	Bulk
SMC5	1-1/4	Bulk
SMC6	1-1/2	Bulk
SMC8	2	Bulk
SMC12	3	Bulk

TEE



part	size	pcs/ctn
MFF1	1/4	Bulk
MFF1.5	3/8	Bulk
MFF2	1/2	Bulk
MFF3	3/4	Bulk
MFF4	1	Bulk
MFF5	1-1/4	Bulk
MFF6	1-1/2	Bulk
MFF8	2	Bulk
MFF10	2-1/2	Bulk
MFF12	3	Bulk
MFF16	4	Bulk

STREET TEE



part	size	pcs/ctn
MFQ3	3/4	Bulk
MFQ4	1	Bulk

REDUCING TEE



part	size	pcs/ctn
MFG3-3-2	3/4 x 3/4 x 1/2	Bulk
MFG4-3-3	1 x 3/4 x 3/4	Bulk
MFG4-3-4	1 x 3/4 x 1	Bulk
MFG4-4-1	1 x 1 x 1/4	Bulk
MFG4-4-2	1 x 1 x 1/2	Bulk
MFG4-4-3	1 x 1 x 3/4	Bulk
MFG5-5-4	1-1/4 x 1-1/4 x 1	Bulk
MFG8-8-5	2 x 2 x 1-1/4	Bulk

CROSS



part	size	pcs/ctn
MFO3	3/4	Bulk
MFO4	1	Bulk



MFO6

MFG4-4-3

SMC4

MFQ3

MFL3

MFH4-3

MFF1



MFK8

MFN3

MFM5

MFK2

MFJ5-4

MFJ3-1

MFJ4-1

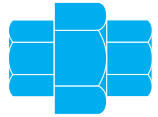
Campbell

Imported Malleable Iron Fittings



part	size	pcs/ctn
MFN2	1/2	Bulk
MFN3	3/4	Bulk
MFN4	1	Bulk
MFN5	1-1/4	Bulk
MFN6	1-1/2	Bulk
MFN8	2	Bulk

UNION



MFJ2-1	1/2 x 1/4	Bulk
MFJ3-1	3/4 x 1/4	Bulk
MFJ3-2	3/4 x 1/2	Bulk
MFJ4-1	1 x 1/4	Bulk
MFJ4-2	1 x 1/2	Bulk
MFJ4-3	1 x 3/4	Bulk
MFJ5-1	1-1/4 x 1/4	Bulk
MFJ5-2	1-1/4 x 1/2	Bulk
MFJ5-3	1-1/4 x 3/4	Bulk
MFJ5-4	1-1/4 x 1	Bulk
MFJ6-1	1-1/2 x 1/4	Bulk
MFJ6-2	1-1/2 x 1/2	Bulk
MFJ6-3	1-1/2 x 3/4	Bulk
MFJ6-4	1-1/2 x 1	Bulk
MFJ6-5	1-1/2 x 1-1/4	Bulk
MFJ8-3	2 x 3/4	Bulk
MFJ8-4	2 x 1	Bulk
MFJ8-5	2 x 1-1/4	Bulk
MFJ8-6	2 x 1-1/2	Bulk
MFJ12-8	3 x 2	Bulk
MFJ12-10	3 x 2-1/2	Bulk
MFJ16-12	4 x 3	Bulk

HEX BUSHING (mpt x fpt)



MFK2	1/2	Bulk
MFK3	3/4	Bulk
MFK4	1	Bulk
MFK5	1-1/4	Bulk
MFK6	1-1/2	Bulk
MFK8	2	Bulk

CAP



MFM0	1/8	Bulk
MFM1	1/4	Bulk
MFM2	1/2	Bulk
MFM3	3/4	Bulk
MFM4	1	Bulk
MFM5	1-1/4	Bulk
MFM6	1-1/2	Bulk
MFM8	2	Bulk
MFM12	3	Bulk

SQUARE HEAD PLUG



All malleable fittings are zinc-plated.
Other types and sizes available upon request.

Campbell Manufacturing, LLC
127 East Spring Street, P.O. Box 207
Bechtelsville, PA 19505-9153
800-523-0224
Fax 610-369-3580

LASCO® Campbell

Schedule 40 Fittings



Campbell part	universal part	size	pcs/ctn		
				MALE ADAPTER (mpt x slip)	
40MA2	436-005	1/2	100		
40MA3	436-007	3/4	50		
40MA4	436-010	1	50		
40MA5	436-012	1-1/4	25		
40MA6	436-015	1-1/2	25		
40MA8	436-020	2	25		
					REDUCING MALE ADAPTER (mpt x slip)
40MA2-3	436-074	1/2 x 3/4	50		
40MA3-2	436-101	3/4 x 1/2	50		
40MA3-4	436-102	3/4 x 1	50		
40MA4-3	436-131	1 x 3/4	50		
40MA4-5	436-132	1 x 1-1/4	25		
40MA5-4	436-168	1-1/4 x 1	25		
40MA5-6	436-169	1-1/4 x 1-1/2	25		
40MA6-5	436-212	1-1/2 x 1-1/4	25		
40MA6-8	436-213	1-1/2 x 2	10		
40MA8-6	436-251	2 x 1-1/2	10		
				FEMALE ADAPTER (slip x fpt)	
40FA2	435-005	1/2	100		
40FA3	435-007	3/4	50		
40FA4	435-010	1	50		
40FA5	435-012	1-1/4	25		
40FA6	435-015	1-1/2	25		
40FA8	435-020	2	25		
				SLIP COUPLING (slip x slip)	
40SC2	429-005	1/2	100		
40SC3	429-007	3/4	50		
40SC4	429-010	1	50		
40SC5	429-012	1-1/4	25		
40SC6	429-015	1-1/2	25		
40SC8	429-020	2	25		
				FEMALE COUPLING (fpt x fpt)	
40FC2	430-005	1/2	100		
40FC3	430-007	3/4	50		
				DEEP SOCKET COUPLING (slip x slip)	
40DSC6	482-015	1-1/2 (2.169*)	25		
40DSC8	482-020	2 (2.389*)	25		
40DSC16	482-040	4 (3.625*)	5		
*Socket depth, each end.					
				INSERT SOCKET ADAPTER (slip x insert)	
40INA3	474-007	3/4	50		
40INA4	474-010	1	50		
				DROP COUPLING	
PDC4	**	1	10		
PDC5	**	1-1/4	10		

Reamed and drifted coupling used to suspend Schedule 80 threaded PVC drop pipe. Machined from custom-extruded PVC stock.

** Not LASCO.

Other types and sizes of Lasco fittings available upon request.

Campbell Manufacturing, Inc.
 127 East Spring Street, P.O. Box 207
 Bechtelsville, PA 19505-0207
 800-523-0224, Fax 610-369-3580



Campbell LASCO®

Schedule 40 Fittings

90° ELBOW (slip x slip)



Campbell part	universal part	size	pcs/ctn
40SE2	406-005	1/2	50
40SE3	406-007	3/4	50
40SE4	406-010	1	50
40SE5	406-012	1-1/4	25
40SE6	406-015	1-1/2	25
40SE8	406-020	2	25

90° ELBOW (slip x fpt)



Campbell part	universal part	size	pcs/ctn
40EL90-2	407-005	1/2	50
40EL90-3	407-007	3/4	50
40EL90-3-2	407-101	3/4 x 1/2	50
40EL90-4	407-010	1	50
40EL90-5	407-012	1-1/4	25
40EL90-6	407-015	1-1/2	25
40EL90-8	407-020	2	10

90° ELBOW (spigot x slip)



Campbell part	universal part	size	pcs/ctn
40STEL2SPXS	409-005	1/2	50
40STEL3SPXS	409-007	3/4	50
40STEL4SPXS	409-010	1	50
40STEL5SPXS	409-012	1-1/4	25
40STEL6SPXS	409-015	1-1/2	25
40STEL8SPXS	409-020	2	10

45° ELBOW (slip x slip)



Campbell part	universal part	size	pcs/ctn
40EL45-2	417-005	1/2	50
40EL45-3	417-007	3/4	50
40EL45-4	417-010	1	50
40EL45-5	417-012	1-1/4	25
40EL45-6	417-015	1-1/2	25
40EL45-8	417-020	2	25

TEE (slip x slip x slip)



Campbell part	universal part	size	pcs/ctn
40ST2	401-005	1/2	50
40ST3	401-007	3/4	50
40ST4	401-010	1	50
40ST5	401-012	1-1/4	25
40ST6	401-015	1-1/2	25
40ST8	401-020	2	25
40ST3-3-2	401-101	3/4 x 3/4 x 1/2	50
40ST4-4-2	401-130	1 x 1 x 1/2	50
40ST4-4-3	401-131	1 x 1 x 3/4	50

COMBINATION TEE (slip x slip x fpt)



Campbell part	universal part	size	pcs/ctn
40CT2-2-2	402-005	1/2 x 1/2 x 1/2	50
40CT3-3-2	402-101	3/4 x 3/4 x 1/2	50
40CT3-3-3	402-007	3/4 x 3/4 x 3/4	50
40CT4-4-2	402-130	1 x 1 x 1/2	50
40CT4-4-3	402-131	1 x 1 x 3/4	50
40CT4-4-4	402-010	1 x 1 x 1	50

Campbell Manufacturing, Inc.
127 East Spring Street, P.O. Box 207
Bechtelsville, PA 19505-0207
800-523-0224, Fax 610-369-3580

Other types and sizes of Lasco fittings available upon request.



40SE6

40ST4

40EL45-4

40ST3-3-2

40CT2-2-2

40EL90-3-2

40RB8-5

TRB8-5

40CAP5

40RB5SX3F

40CAP2F

LASCO® Campbell

Schedule 40 Fittings



Campbell part	universal part	size	pcs/ctn
40RB3-2	437-101	3/4 x 1/2	100
40RB4-2	437-130	1 x 1/2	100
40RB4-3	437-131	1 x 3/4	100
40RB5-2	437-166	1-1/4 x 1/2	25
40RB5-3	437-167	1-1/4 x 3/4	25
40RB5-4	437-168	1-1/4 x 1	25
40RB6-2	437-209	1-1/2 x 1/2	25
40RB6-3	437-210	1-1/2 x 3/4	25
40RB6-4	437-211	1-1/2 x 1	25
40RB6-5	437-212	1-1/2 x 1-1/4	25
40RB8-2	437-247	2 x 1/2	10
40RB8-3	437-248	2 x 3/4	10
40RB8-4	437-249	2 x 1	10
40RB8-5	437-250	2 x 1-1/4	10
40RB8-6	437-251	2 x 1-1/2	25

REDUCING BUSHING
(spigot x slip)



TRB3-2	439-101	3/4 x 1/2	50
TRB4-2	439-130	1 x 1/2	50
TRB4-3	439-131	1 x 3/4	50
TRB5-2	439-166	1-1/4 x 1/2	25
TRB5-3	439-167	1-1/4 x 3/4	25
TRB5-4	439-168	1-1/4 x 1	25
TRB6-2	439-209	1-1/2 x 1/2	25
TRB6-3	439-210	1-1/2 x 3/4	25
TRB6-4	439-211	1-1/2 x 1	25
TRB6-5	439-212	1-1/2 x 1-1/4	25
TRB8-4	439-249	2 x 1	10
TRB8-5	439-250	2 x 1-1/4	10
TRB8-6	439-251	2 x 1-1/2	10

REDUCING BUSHING
(mpt x fpt)



40RB3SX2F	438-101	3/4 x 1/2	100
40RB4SX2F	438-130	1 x 1/2	100
40RB4SX3F	438-131	1 x 3/4	100
40RB5SX2F	438-166	1-1/4 x 1/2	25
40RB5SX3F	438-167	1-1/4 x 3/4	25
40RB5SX4F	438-168	1-1/4 x 1	25
40RB6SX2F	438-209	1-1/2 x 1/2	25
40RB6SX3F	438-210	1-1/2 x 3/4	25
40RB6SX4F	438-211	1-1/2 x 1	25
40RB6SX5F	438-212	1-1/2 x 1-1/4	25
40RB8SX3F	438-248	2 x 3/4	10
40RB8SX4F	438-249	2 x 1	10
40RB8SX5F	438-250	2 x 1-1/4	10
40RB8SX6F	438-251	2 x 1-1/2	10

REDUCING BUSHING
(spigot x fpt)



40CAP2	447-005	1/2	100
40CAP3	447-007	3/4	100
40CAP4	447-010	1	50
40CAP5	447-012	1-1/4	25
40CAP6	447-015	1-1/2	25
40CAP8	447-020	2	25

CAP
(slip)



40CAP2F	448-005	1/2	100
40CAP3F	448-007	3/4	100
40CAP4F	448-010	1	50
40CAP5F	448-012	1-1/4	25
40CAP6F	448-015	1-1/2	25

FEMALE CAP
(fpt)



Other types and sizes of Lasco fittings available upon request.


Campbell Manufacturing, Inc.
127 East Spring Street, P.O. Box 207
Bechtelsville, PA 19505-0207
800-523-0224, Fax 610-369-3580



Campbell LASCO®

Schedule 40 Fittings


SLIP UNION (slip x slip)



Campbell part	universal part	size	pcs/ctn
40SU2	457-005	1/2	10
40SU3	457-007	3/4	10
40SU4	457-010	1	10
40SU5	457-012	1-1/4	5
40SU6	457-015	1-1/2	5
40SU8	457-020	2	5

O-ring type. Pressure rated at 150 psi at 73.4°F.

FEMALE UNION (fpt x fpt)



40FU2	458-005	1/2	10
40FU3	458-007	3/4	10
40FU4	458-010	1	10
40FU5	458-012	1-1/4	5
40FU6	458-015	1-1/2	5
40FU8	458-020	2	5

O-ring type. Pressure rated at 150 psi at 73.4°F.

CROSS (slip x slip x slip x slip)



40CR2	420-005	1/2	50
40CR4	420-010	1	50

PLUG (mpt)



40PM2	450-005	1/2	50
40PM3	450-007	3/4	50
40PM4	450-010	1	50
40PM5	450-012	1-1/4	25
40PM6	450-015	1-1/2	25
40PM8	450-020	2	10

40SU6



40FU3



40PM2



40CR2



Campbell

Flo PVC Compression Fittings



117-07

CT4C

CC4

CTS 2

MCA3

Campbell part	Flo-Control part	size	pcs/ctn
MCA2	130-05	1/2	25
MCA3	130-07	3/4	20
MCA4	130-10	1	30
MCA5	130-12	1-1/4	20
MCA6	130-15	1-1/2	16
MCA8	130-20	2	12
MCA2FL	135-05	1/2	25
MCA3FL	135-07	3/4	20
MCA4FL	135-10	1	30
MCA5FL	135-12	1-1/4	20
MCA6FL	135-15	1-1/2	16
MCA8FL	135-20	2	12

PVC MALE ADAPTER (ips)



PVC MALE ADAPTER (ips with FloLock*)

*As cap is tightened, pressure causes the gripping ring to bite into the pipe eliminating pullout.

CC2	110-05	1/2	28
CC3	110-07	3/4	24
CC4	110-10	1	15
CC5	110-12	1-1/4	10
CC6	110-15	1-1/2	16
CC8	110-20	2	12
CC10	110-25	2-1/2	3
CC12	110-30	3	3
CC16	110-40	4	3
CC24	110-60	6	1

PVC COUPLING (ips)



CC2-CPVC	310-05	1/2	28
CC3-CPVC	310-07	3/4	24

CPVC COUPLING (ips)

CTS 2	210-05	1/2	25
CTS 3	210-07	3/4	28
CTS 4	210-10	1	24
CTS 5	210-12	1-1/4	15
CTS 6	210-15	1-1/2	10
CTS 8	210-20	2	12

PVC COUPLING (cts)



CTS2-CPVC	410-05	1/2	25
CTS3-CPVC	410-07	3/4	28
CTS4-CPVC	410-10	1	24

CPVC COUPLING (cts)

117-05	117-05	1/2	28
117-07	117-07	3/4	24
117-10	117-10	1	15
117-12	117-12	1-1/4	10
117-15	117-15	1-1/2	16
117-20	117-20	2	12

PVC FLO-SPAN COUPLING (ips, with union)



118-25	118-25	2-1/2	3
118-30	118-30	3	3
118-40	118-40	4	3

PVC PRO-SPAN COUPLING (ips, non-union)

CT2	120-05	1/2	24
CT3	120-07	3/4	20
CT4	120-10	1	15
CT5	120-12	1-1/4	15
CT6	120-15	1-1/2	12
CT8	120-20	2	10

PVC THREADED TEE (ips)



CT4C	120-10C	1	15
CT5C	120-12C	1-1/4	15
CT6C	120-15C	1-1/2	12
CT8C	120-20C	2	10

PVC THREADED TEE (ips with stainless steel collar)

Other sizes and types available upon request.

Campbell Manufacturing, Inc.
127 East Spring Street, P.O. Box 207
Bechtelsville, PA 19505-0207
800-523-0224, Fax 610-369-3580



Campbell

PVC Compression Fittings 

FLO-LOCK COUPLING (700-series)



part	size	pcs/pkg
710-07	3/4	35
710-10	1	24
710-12	1-1/4	15
710-15*	1-1/2	16
710-20*	2	12

FLO-LOCK COUPLING (800-series)

810-07	3/4	24
810-10	1	15
810-12*	1-1/4	10
810-15*	1-1/2	12

FLO-LOCK MALE ADAPTER (700-series)



730-07	3/4	25
730-10	1	18
730-12	1-1/4	12
730-15	1-1/2	18
730-20*	2	12

FLO-LOCK MALE ADAPTER (800-series)

830-07	3/4	20
830-10	1	28
830-12	1-1/4	16
830-15*	1-1/2	12

FLO-LOCK FEMALE ADAPTER (700-series)



731-07	3/4	25
731-10	1	15
731-12	1-1/4	12
731-15	1-1/2	18
731-20*	2	12

FLO-LOCK FEMALE ADAPTER (800-series)

831-07	3/4	20
831-10	1	28
831-12	1-1/4	15
831-15*	1-1/2	12

FLO-LOCK SPIGOT ADAPTER (700-series)



733-07	3/4	18
733-10	1	18
733-12	1-1/4	12
733-15	1-1/2	18
733-20*	2	12

FLO-LOCK SPIGOT ADAPTER (800-series)

833-07	3/4	20
833-10	1	28
833-12	1-1/4	16
833-15*	1-1/2	12

For use with Schedule 40 PVC tees and ells

700-series for use on polybutylene tube size SDR-9-250 PSI ASTM D-2666 or polyethylene tube size SDR-9-160 & 200 PSI ASTM D-2737

800-series for use on polyethylene pipe size SDR-7, 160 & 200 PSI ASTM D-2239

Campbell Manufacturing, Inc.
127 East Spring Street, P.O. Box 207
Bechtelsville, PA 19505-0207
800-523-0224, Fax 610-369-3580

*Insert Stiffeners supplied with this fitting must be used.



Imported **Campbell**
Galvanized Compression Couplings



GCC8

GCC6

part	size	pcs/pkg
GCC2	1/2	Bulk
GCC3	3/4	Bulk
GCC4	1	Bulk
GCC5	1 1/4	Bulk
GCC6	1-1/2	Bulk
GCC8	2	Bulk

**GALVANIZED
COMPRESSION
COUPLING**
(compression x
compression)

Malleable iron coupling with rubber gasket comes completely assembled

- **material:** malleable iron (ASTM A197)
- **finish:** galvanized
- **operating temperature:** up to 120°F
- **operating pressure:** up to 125 psi
- **testing:** Quality Assurance Program requires Air Pressure Testing on all these couplings.

note: Pipe ends must be restrained during use.



GCC3

GCC4

GCC2

Campbell Manufacturing, Inc.
127 East Spring Street, P.O. Box 207
Bechtelsville, PA 19505-0207
800-523-0224, Fax 610-369-3580



Campbell HANFLO™

Poly-Pipe Compression Fittings

MALE ADAPTER (poly x male)



size	SIDR 19/15 80/100 psi	SIDR 11.5/9 125/160 psi	SIDR 7 200 psi
1/2	MA15-80/100	MA15-125/160	MA15-200
1/2 x 3/4	MA1520-80/100	MA1520-125/160	MA1520-200
1/2 x 1	MA1525-80/100	MA1525-125/160	MA1525-200
3/4	MA20-80/100	MA20-125/160	MA20-200
1	MA25-80/100	MA25-125/160	MA25-200
1 x 1-1/4	MA2532-80/100	MA2532-125/160	MA2532-200
1-1/4	MA32-80/100	MA32-125/160	MA32-200
1-1/4 x 1	MA3225-80/100	MA3225-125/160	MA3225-200

10 Male Adapters per package.

FEMALE ADAPTER (poly x female)



1/2	FA15-80/100	FA15-125/160	FA15-200
1/2 x 3/4	FA1520-80/100	FA1520-125/160	FA1520-200
3/4	FA20-80/100	FA20-125/160	FA20-200
1	FA25-80/100	FA25-125/160	FA25-200
1-1/4	FA32-80/100	FA32-125/160	FA32-200

10 Female Adapters per package.

COUPLING (poly x poly)



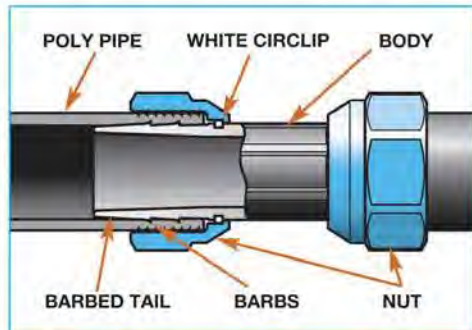
1/2	CS15-80/100	CS15-125/160	CS15-200
3/4 x 1/2	CS2015-80/100	CS2015-125/160	CS2015-200
3/4	CS20-80/100	CS20-125/160	CS20-200
1 x 1/2	CS2515-80/100	CS2515-125/160	CS2515-200
1 x 3/4	CS2520-80/100	CS2520-125/160	CS2520-200
1	CS25-80/100	CS25-125/160	CS25-200
1-1/4 x 1	CS3225-80/100	CS3225-125/160	CS3225-200
1-1/4	CS32-80/100	CS32-125/160	CS32-200

10 Couplings per package.

Each fitting has color-coded nuts, tag, and barcode. Tan nuts fit SIDR 19/15, Blue nuts fit SIDR 11.5/9, and Grey nuts fit SIDR 7 poly pipe. Also available for Canadian pipe sizes.

how the HANFLO Poly-Pipe Compression Fitting works

The nut of the HANFLO fitting clamps the inside of the pipe onto the barbs of the fitting tail to create a high-pressure seal. The nut also gives a permanent vice-like grip onto the outside of the poly-pipe to prevent pull-out.



features & benefits

- Corrosion-proof and rust-proof
- No heating of pipe required
- No screwdrivers, nut drivers, or clamps required
- No O-ring
- No crimping
- No solvent cement required
- Non-toxic and non-metallic

materials

- Body: glass fibre reinforced nylon
- Nut: glass fibre reinforced acetal
- Circlip: acetal

quick and easy assembly



1. Square-cut the poly pipe to the required length with pipe cutters, knife, or saw.



2. Push the fitting onto the pipe up to the housing of the white circlip.



3. Tighten by hand or with wrench until nut is engaged against the circlip.

Campbell Manufacturing, Inc.
127 East Spring Street
P.O. Box 207
Bechtelsville, PA 19505-0207
800-523-0224, Fax 610-369-3580

For ips (iron pipe size).



Approved by CSA for potable water under ANSI/NSF 61. Tested for long-term pressure tests (1000 hours at 2.1 times pressure rating) and pipe pull-out tests to ISO requirements.

CS25-200

MA25-80/100

FA25-125/160

TF252525-125/160



TS252525-80/100



BS2525-200



BM2525-125/160



BF2525-80/100



HANFLO™ Campbell

Poly-Pipe Compression Fittings



size	SIDR 19/15 80/100 psi	SIDR 11.5/9 125/160 psi	SIDR 7 200 psi
1/2	TS151515-80/100	TS151515-125/160	TS151515-200
3/4 x 3/4 x 1/2	TS202015-80/100	TS202015-125/160	TS202015-200
3/4	TS202020-80/100	TS202020-125/160	TS202020-200
1 x 1 x 1/2	TS252515-80/100	TS252515-125/160	TS252515-200
1 x 1 x 3/4	TS252520-80/100	TS252520-125/160	TS252520-200
1	TS252525-80/100	TS252525-125/160	TS252525-200
1-1/4 x 1-1/4 x 1	TS323225-80/100	TS323225-125/160	TS323225-200
1-1/4*	TS323232-80/100	TS323232-125/160	TS323232-200

TEE
(poly x
poly x
poly)



10 Tees per package.

*1-1/4" Tees are 5 per package.

1/2	TF151515-80/100	TF151515-125/160	TF151515-200
3/4 x 3/4 x 1/2	TF202015-80/100	TF202015-125/160	TF202015-200
3/4	TF202020-80/100	TF202020-125/160	TF202020-200
1 x 1 x 1/2	TF252515-80/100	TF252515-125/160	TF252515-200
1 x 1 x 3/4	TF252520-80/100	TF252520-125/160	TF252520-200
1	TF252525-80/100	TF252525-125/160	TF252525-200
1-1/4	TF323232-80/100	TF323232-125/160	TF323232-200

**FEMALE
TEE**
(poly x
female x
poly)



10 Tees per package.

1/2	BS1515-80/100	BS1515-125/160	BS1515-200
3/4	BS2020-80/100	BS2020-125/160	BS2020-200
1	BS2525-80/100	BS2525-125/160	BS2525-200
1-1/4	BS3232-80/100	BS3232-125/160	BS3232-200

ELBOW
(poly x
poly)



10 Elbows per package.

1/2	BM1515-80/100	BM1515-125/160	BM1515-200
3/4	BM2020-80/100	BM2020-125/160	BM2020-200
1	BM2525-80/100	BM2525-125/160	BM2525-200
1-1/4	BM3232-80/100	BM3232-125/160	BM3232-200

**MALE
ELBOW**
(poly x
male)



10 Elbows per package.

1/2	BF1515-80/100	BF1515-125/160	BF1515-200
3/4 x 1/2	BF2015-80/100	BF2015-125/160	BF2015-200
3/4	BF2020-80/100	BF2020-125/160	BF2020-200
1 x 1/2	BF2515-80/100	BF2515-125/160	BF2515-200
1 x 3/4	BF2520-80/100	BF2520-125/160	BF2520-200
1	BF2525-80/100	BF2525-125/160	BF2525-200
1-1/4	BF3232-80/100	BF3232-125/160	BF3232-200

**FEMALE
ELBOW**
(poly x
female)



10 Elbows per package.

For ips (iron pipe size).



Approved by CSA for potable water under ANSI/NSF 61. Tested for long-term pressure tests (1000 hours at 2.1 times pressure rating) and pipe pull-out tests to ISO requirements.

Campbell Manufacturing, Inc.
127 East Spring Street
P.O. Box 207
Bechtelsville, PA 19505-0207
800-523-0224, Fax 610-369-3580

Each fitting has color-coded nuts, tag, and barcode. Tan nuts fit SIDR 19/15, Blue nuts fit SIDR 11.5/9, and Grey nuts fit SIDR 7 poly pipe. Also available for Canadian pipe sizes.



Campbell HANFLO™

Poly-Pipe Compression Fittings

KNUCKLE UNION (poly x poly)	size	SIDR 19/15 80/100 psi		SIDR 11.5/9 125/160 psi		pcs/pkg
		part	part	part	part	
	3/4	KU20PP-80/100	KU20PP-125/160	KU20PP-125/160	10	
	1	KU25PP-80/100	KU25PP-125/160	KU25PP-125/160	10	
	1-1/4	KU32PP-80/100	KU32PP-125/160	KU32PP-125/160	5	



KU25PP-125/160

KNUCKLE UNION (female x poly)	size	SIDR 19/15 80/100 psi		SIDR 11.5/9 125/160 psi		pcs/pkg
		part	part	part	part	
	3/4	KU20FP-80/100	KU20FP-125/160	KU20FP-125/160	10	
	1	KU25FP-80/100	KU25FP-125/160	KU25FP-125/160	10	
	1-1/4	KU32FP-80/100	KU32FP-125/160	KU32FP-125/160	5	



KU25FP-80/100

KNUCKLE UNION (male x poly)	size	SIDR 19/15 80/100 psi		SIDR 11.5/9 125/160 psi		pcs/pkg
		part	part	part	part	
	3/4	KU20MP-80/100	KU20MP-125/160	KU20MP-125/160	10	
	1	KU25MP-80/100	KU25MP-125/160	KU25MP-125/160	10	
	1-1/4	KU32MP-80/100	KU32MP-125/160	KU32MP-125/160	5	



KU25MP-125/160

KNUCKLE UNION (male x female)	size	part		pcs/pkg
		part	part	
	3/4	KU20MF	KU20MF	10
	1	KU25MF	KU25MF	10
	1-1/4	KU32MF	KU32MF	5



KU25MF

Campbell Manufacturing, Inc.
127 East Spring Street
P.O. Box 207
Bechtelsville, PA 19505-0207
800-523-0224, Fax 610-369-3580



For ips (iron pipe size).
Approved by CSA for potable water under ANSI/NSF 61. Tested for long-term pressure tests (1000 hours at 2.1 times pressure rating) and pipe pull-out tests to ISO requirements.

Each fitting has color-coded nuts, tag, and barcode. Tan nuts fit SIDR 19/15, Blue nuts fit SIDR 11.5/9 poly pipe. Also available for Canadian pipe sizes.

CVC-6LF

Campbell

Domestic Brass Check Valves



part	size	pcs/ctn	master ctn	CHECK VALVE
CV-3LF	3/4	1	-	
CV-4LF*	1	1	-	
CV-5LF	1-1/4	1	-	
CV-6LF	1-1/2	1	-	
CV-8LF	2	1	-	

*Smooth body design (see photo)

part	size	pcs/ctn	master ctn	CHECK VALVE
CVA-3LF	3/4	1	-	
CVA-4LF	1	1	-	
CVA-5LF	1-1/4	1	-	
CVA-6LF	1-1/2	1	-	
CVA-8LF	2	1	-	

part	size	pcs/ctn	master ctn	CHECK VALVE
CVB-3LF	3/4	1	-	
CVB-4LF	1	1	-	
CVB-5LF	1-1/4	1	-	
CVB-6LF	1-1/2	1	-	
CVB-8LF	2	1	-	

part	size	pcs/ctn	master ctn	CHECK VALVE
CVC-4LF	1	1	-	
CVC-5LF	1-1/4	1	-	
CVC-6LF	1-1/2	1	-	
CVC-8LF	2	1	-	

part	size	pcs/ctn	master ctn	CHECK VALVE
CV-4SPLF	1	1	-	
CV-5SPLF	1-1/4	1	-	
CV-6SPLF	1-1/2	1	-	

BCV-8LF

features

- Heavy red brass casting
- Vertical or horizontal position
- Brass poppet with abrasion-resistant rubber seal
- Stainless steel springs
- 180°F maximum operating temperature
- 200 psi WOG

part	size	pcs/ctn	master ctn	BREMER CHECK VALVE
BCV-8LF	2	1 per box	-	

- Neoprene poppet seat and packer
- Tapered seat and poppet for positive seal

part	size	pcs/ctn	master ctn	BREMER CHECK VALVE REPAIR KIT
BCV-8-KIT	2	1 per bag	-	

- Includes: leather, 3 washers, nut, and neoprene sleeve



Campbell Manufacturing, LLC
127 East Spring Street, P.O. Box 207
Bechtelsville, PA 19505-9153
800-523-0224, Fax 610-369-3580



Campbell

Imported Check Valves

CHECK VALVE



	red brass	yellow brass	stainless steel	size	pcs ctn	master ctn
CV-2TLF	CV-2TYBLF	CV-2TYBLF	-	1/2	10	100
CV-3TLF	CV-3TYBLF	CV-3TYBLF	CV-3TSS	3/4	10	100
CV-4TLF	CV-4TYBLF	CV-4TYBLF	CV-4TSS	1	10	60
CV-5TLF	CV-5TYBLF	CV-5TYBLF	CV-5TSS	1-1/4	5	40
CV-6TLF	CV-6TYBLF	CV-6TYBLF	CV-6TSS	1-1/2	5	20
CV-8TLF	CV-8TYBLF	CV-8TYBLF	CV-8TSS	2	5	20
CV-12TLF	-	-	-	3	1	-

CHECK VALVE (1/8" inlet tap, 1/4" outlet tap)



CVB-5TLF	-	-	-	1-1/4	5	40
----------	---	---	---	-------	---	----

CHECK VALVE (fpt x mpt)



CV-4FX5MTLF	-	-	-	1	10	60
-------------	---	---	---	---	----	----

features

- Lead-free red brass, yellow brass, or stainless steel casting
- Stainless steel spring
- Non-corrosive PE stem guide
- Machined exterior
- Abrasion-resistant NBR O-ring (red and yellow brass valves)
- Viton O-ring (stainless steel valves)
- 200 psi WOG
- 158°F maximum operating temperature
- Individually boxed

Campbell Manufacturing, LLC
127 East Spring Street, P.O. Box 207
Bechtelsville, PA 19505-9153
800-523-0224, Fax 610-369-3580



CVB-5TLF

CV-5TSS

CV-4FX5MTLF

CV-4TLF

CV-4TSS

CV-2TYBLF

Campbell Foot Valves



red brass	yellow brass	stainless steel	size	pcs ctn	master ctn	FOOT VALVE (domestic)
FV-3LF	-	-	3/4	1	-	
FV-4LF	-	-	1	1	-	
FV-5LF	-	-	1-1/4	1	-	
FV-6LF	-	-	1-1/2	1	-	
FV-8LF	-	-	2	1	-	

- Heavy lead-free red brass casting
- Stainless steel screen, cap, and spring
- Brass poppet with abrasion-resistant rubber seal
- 200 psi WOG

FV-2TLF	FV-2TYBLF	-	1/2	10	100	FOOT VALVE (imported)
FV-3TLF	FV-3TYBLF	FV-3TSS	3/4	10	100	
FV-4TLF	FV-4TYBLF	FV-4TSS	1	10	100	
FV-5TLF	FV-5TYBLF	FV-5TSS	1-1/4	5	50	
FV-6TLF	FV-6TYBLF	FV-6TSS	1-1/2	5	40	
FV-8TLF	FV-8TYBLF	FV-8TSS	2	5	20	
FV-12TLF	-	-	3	1	-	

- Lead-free red brass, yellow brass, or stainless steel casting
- Non-corrosive PE stem guide
- Abrasion-resistant NBR O-ring (red and yellow brass valves)
- Viton O-ring (stainless steel valves)
- Tapered stainless steel screen and cap
- 200 psi WOG
- Stainless steel spring
- Machined exterior
- 158°F maximum operating temperature

FV-4FX5MTLF	-	-	1 x 1-1/4	10	100	FOOT VALVE (fpt x mpt, imported)
-------------	---	---	-----------	----	-----	----------------------------------

- Certified red brass casting
- Tapered stainless steel screen and cap
- Stainless steel spring
- Non-corrosive nylon stem guide
- Abrasion-resistant NBR O-ring
- 200 psi WOG
- 190°F maximum operating temperature
- Machined exterior



5820E*	-	-	1/2	1	10	FOOT VALVE (60SE-series)
4100E	-	-	3/4	1	100	
4101E	-	-	1	1	49	
4102E**	-	-	1-1/4	1	49	
4103E	-	-	1-1/4	1	36	
4104E	-	-	1-1/2	1	25	
4105E	-	-	2	1	16	
4106E	-	-	2-1/2	1	1	
4107E	-	-	3	1	1	
4108E	-	-	4	1	1	

- Unleaded Enviro-Check® body
- Stainless steel spring and screen (*5820E model has a polyethylene screen)
- Nitrile (Buna-N) seal
- Non-spin acetal poppet
- 250 psi WOG maximum (1/2" size: 150 psi)
- 180°F (80C) maximum operating temperature
- ** Will pass through a 2" pipe.

part	fits pipe sizes	pcs/bag	master ctn	FOOT VALVE (plastic)
FV4IN1	3/4, 1, 1-1/4, and 1-1/2	1	-	

- Acetal celcon body & screen
- Stainless steel hardware



All Foot Valves individually packaged.

Campbell Manufacturing, LLC
127 East Spring Street, P.O. Box 207
Bechtelsville, PA 19505-9153
800-523-0224, Fax 610-369-3580



Campbell

Check Valves



**CHECK VALVE
(80E-series)**



part	size	pcs/ctn	master/ctn
4029E	1/2	1	100
4030E	3/4	1	100
4031E	1	1	49
4032E	1-1/4	1	36
4033E	1-1/2	1	25
4034E	2	1	16
4035E*	2-1/2	1	-
4036E*	3	1	-
4037E*	4	1	-

* Unleaded bronze poppet on 2-1/2 thru 4" sizes



**CHECK VALVE
(100E-series)**



4201E	1	1	49
4202E	1-1/4	1	36

Hex shaped body for easy wrenching



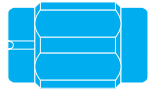
**CHECK VALVE
(80CE-series)**



4061E	1	1	49
4062E	1-1/4	1	36

1/8" inlet tap, two 1/4" outlet taps, and 1/8" outlet tap with brass plug

**CHECK VALVE
(80/100SS-series)**



4201SS2**	1	1	49
4202SS2**	1-1/4	1	36
4033SS2	1-1/2	1	25
4034SS2	2	1	16

303 Stainless Steel one-piece body (**1" and 1-1/4" sizes have hex-style body)

**CHECK VALVE
(100MSS-series)**



4221LSS2	1/4m x 1f	1	50
----------	-----------	---	----

**CHECK VALVE
(80DI-series)**



4031DI ^c	1	1	49
4032DI ^c	1-1/4	1	36
4033DI ^c	1-1/2	1	25
7937*** ^c	2	1	16
7936***	2-1/2	1	-
7938***	3	1	-
7939***	4	1	-
4088***	5	1	-
4089***	6	1	-
4090***	8	1	-


- High strength epoxy-coated ductile iron body, disc, and follower (^c 1" thru 2" sizes have cast steel body)
- ***2" thru 8" sizes have ductile iron poppet

Stainless steel spring, Non-spin acetal poppet, Nitrile (Buna-N) seal, unless otherwise noted

Campbell Manufacturing, LLC
127 East Spring Street
P.O. Box 207
Bechtelsville, PA 19505-9153
800-523-0224, Fax 610-369-3580



All models are rated at 400 psi WOG maximum pressure and 180°F (80C) maximum operating temperature.



4034E

4032DI

4061E

4201E

4201SS2

BSC-125- SB

FV-125

SFV-75

BSC125

SS100

SLC-125

LC-100

Campbell

Brady Valves



part	size	pcs/ctn	LINE CHECK VALVE (with spring)
SLC-75	3/4	1	
SLC-100	1	1	
SLC-125	1-1/4	1	
SLC-150	1-1/2	1	

part	size	pcs/ctn	LINE CHECK VALVE (without spring)
LC-75	3/4	1	
LC-100	1	1	
LC-125	1-1/4	1	
LC-150	1-1/2	1	

part	size	pcs/ctn	FOOT VALVE (with spring)
SFV-75	3/4	1	
SFV-100	1	1	
SFV-125	1-1/4	1	
SFV-150	1-1/2	1	

part	size	pcs/ctn	FOOT VALVE (without spring)
FV-75	3/4	1	
FV-100	1	1	
FV-125	1-1/4	1	
FV-150	1-1/2	1	

part	size	pcs/ctn	STRAINER
SS-75	3/4	Bulk	
SS-100	1	Bulk	
SS-125	1-1/4	Bulk	
SS-150	1-1/2	Bulk	

features

- Can be installed horizontally or vertically
- Made from non-conductive, non-corrosive delrin
- For use in water well, irrigation, and other systems where backflow prevention and loss of prime are required

part	size	pcs/ctn	SUMP PUMP CHECK VALVE (mpt x insert)
BSC125	1-1/4	1	
BSC150	1-1/2	1	

- Durable ABS thermoplastic for long life
- Full flow design for reduced pump cycling
- Buna-N flapper for positive seal
- Threads into pump discharge and adapts to sump pump discharge hose kit or poly pipe
- Working pressure 25 psi max

part	size	pcs/ctn	SUMP PUMP CHECK VALVE (with sleeves)
BSC-125-SB	1-1/4	Bulk	
BSC-150-SB	1-1/2	Bulk	
BSC-200-SB	2	Bulk	

- Includes straight flexible rubber sleeves for inlet and outlet sides of valve, and 4 stainless steel clamps

Not recommended for use in gasoline systems, or at working pressures in excess of 200 psi.

Campbell Manufacturing, Inc.
127 East Spring Street, P.O. Box 207
Bechtelsville, PA 19505-0207
800-523-0224, Fax 610-369-3580



Campbell

Flo PVC Check Valves

SPRING CHECK (fpt x fpt)



(clear body)

Campbell part	Flo-control part	ips size	pcs/ctn
FCCV 2	1001-05	1/2	20
FCCV 3	1001-07	3/4	20
FCCV 4	1001-10	1	20
FCCV 5	1001-12	1-1/4	15
FCCV 6	1001-15	1-1/2	15
FCCV 8	1001-20	2	10
1001C-05	1001C-05	1/2	20
1001C-07	1001C-07	3/4	20
1001C-10	1001C-10	1	20
1001C-12	1001C-12	1-1/4	15
1001C-15	1001C-15	1-1/2	15
1001C-20	1001C-20	2	10

- Spring tension: 1/2 lb.

SPRING CHECK (slip x slip)



(clear body)

FCCV 2S	1011-05	1/2	20
FCCV 3S	1011-07	3/4	20
FCCV 4S	1011-10	1	20
FCCV 5S	1011-12	1-1/4	15
FCCV 6S	1011-15	1-1/2	15
FCCV 8S	1011-20	2	10
1011C-05	1011C-05	1/2	20
1011C-07	1011C-07	3/4	20
1011C-10	1011C-10	1	20
1011C-12	1011C-12	1-1/4	15
1011C-15	1011C-15	1-1/2	15
1011C-20	1011C-20	2	10

- Spring tension: 1/2 lb.

ADJUSTABLE SPRING CHECK (fpt x fpt)



1205-05	1205-05	1/2	20
1205-07	1205-07	3/4	20
1205-10	1205-10	1	20
1205-12	1205-12	1-1/4	15
1205-15	1205-15	1-1/2	15

- Spring tension: 5 to 15 lbs. (Factory preset at 5 lb.)

ADJUSTABLE SPRING CHECK (fpt x mpt)



1235-05	1235-05	1/2	20
1235-07	1235-07	3/4	20
1235-10	1235-10	1	20
1235-12	1235-12	1-1/4	15
1235-15	1235-15	1-1/2	15

- Spring tension: 5 to 15 lbs. (Factory preset at 5 lb.)

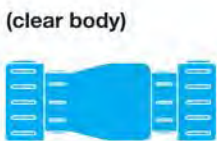
SUMP PUMP SWING CHECK (compression)



SPCV1	1400-15	1-1/4 to 1-1/2	12
-------	---------	----------------	----

- Weighted Buna-N flapper and Buna-N gaskets
- Gaskets for both 1-1/4" and 1-1/2" provided with each valve
- Sump pumps with larger volume output use 1500 or 1520 series Swing Check.

SWING CHECK (compression)



(clear body)

SC5	1500-12	1-1/4	12
SC6	1500-15	1-1/2	12
SC8	1500-20	2	12
SC12	1500-30	3	2
1500C-12	1500C-12	1-1/4	12
1500C-15	1500C-15	1-1/2	12
1500C-20	1500C-20	2	12
1500C-30	1500C-30	3	2

- Angled seat and weighted & shielded pvc flapper for low pressure seal
- Designed for both horizontal or vertical uses



Campbell



PVC Check Valves



1720C-20

1700-15


1790-20

1520-20


1520C-12F

1520C-12



1520-10F

Campbell part	Flo-control part	ips size	pcs/ctn	SWING CHECK (slip x slip)
1520-05	1520-05	1/2	20	
1520-07	1520-07	3/4	25	
1520-10	1520-10	1	25	
1520-12	1520-12	1-1/4	12	
1520-15	1520-15	1-1/2	12	
1520-20	1520-20	2	12	
1520-30	1520-30	3	4	
1520-40	1520-40	4	1	
1520C-05	1520C-05	1/2	20	
1520C-07	1520C-07	3/4	25	
1520C-10	1520C-10	1	25	
1520C-12	1520C-12	1-1/4	12	
1520C-15	1520C-15	1-1/2	12	
1520C-20	1520C-20	2	12	
1520C-30	1520C-30	3	4	
1520C-40	1520C-40	4	1	



- Angled seat and weighted & shielded pvc flapper for low pressure seal
- Designed for both horizontal or vertical uses



Campbell part	Flo-control part	ips size	pcs/ctn	SWING CHECK (fpt x fpt)
1520-05F	1520-05F	1/2	20	
1520-07F	1520-07F	3/4	25	
1520-10F	1520-10F	1	25	
1520-12F	1520-12F	1-1/4	12	
1520-15F	1520-15F	1-1/2	12	
1520-20F	1520-20F	2	12	
1520C-05F	1520C-05F	1/2	20	
1520C-07F	1520C-07F	3/4	25	
1520C-10F	1520C-10F	1	25	
1520C-12F	1520C-12F	1-1/4	12	
1520C-15F	1520C-15F	1-1/2	12	
1520C-20F	1520C-20F	2	12	

- Angled seat and weighted & shielded pvc flapper for low pressure seal
- Designed for both horizontal or vertical uses

Campbell part	Flo-control part	ips size	pcs/ctn	TRUE UNION SPRING CHECK
1700-15	1700-15	1-1/2	12	
1700-20	1700-20	2	12	
1700C-15	1700C-15	1-1/2	12	
1700C-20	1700C-20	2	12	

Spring tension: 1/2 lb.

Campbell part	Flo-control part	ips size	pcs/ctn	TRUE UNION SWING CHECK
1720-15	1720-15	1-1/2	12	
1720-20	1720-20	2	12	
1720C-15	1720C-15	1-1/2	12	
1720C-20	1720C-20	2	12	

Campbell part	Flo-control part	ips size	pcs/ctn	COMPACT TRUE UNION SPRING CHECK
1790-15	1790-15	1-1/2	15	
1790-20	1790-20	2	10	
1790C-15	1790C-15	1-1/2	15	
1790C-20	1790C-20	2	10	

Spring tension: 1/2 lb.

Other Flo-Control products and sizes available upon request.

Campbell Manufacturing, Inc.
 127 East Spring Street, P.O. Box 207
 Bechtelsville, PA 19505-0207
 800-523-0224, Fax 610-369-3580



Campbell

Cast Iron Foot Valves

FOOT VALVE (ips)



part	pipe size
FV540-4	1
FV540-5	1-1/4
FV540-6	1-1/2
FV540-8	2
FV540-10	2-1/2
FV540-12	3
FV540-16	4
FV540-20	5
FV540-24	6
FV540-32	8

All valves painted

FOOT VALVE REPLACEMENT PARTS



strainer	size
RP1	1
RP2	1-1/4
RP3	1-1/2
RP4	2
RP5	2-1/2 or 3
RP7	4
RP8	5
RP9	6
RP10	8



seat plate	size
RP11	1
RP12	1-1/4
RP13	1-1/2
RP14	2
RP15	2-1/2 or 3
RP17	4
RP18	5
RP19	6
RP20	8




valve assembly	size
RP21	1
RP22	1-1/4
RP23	1-1/2
RP24	2
RP25	2-1/2 or 3
RP27	4
RP28	5
RP29	6
RP30	8



valve leather	size	o.d.
RP31	1	2-1/2
RP32	1-1/4	2-3/4
RP33	1-1/2	3
RP34	2	4-1/4
RP35	2-1/2 or 3	5-1/2
RP37	4	7
RP38	5	9
RP39	6	9-3/4
RP40	8	13

STEEL SUCTION STRAINER



part	size	o.d.	hole size
SSS6	1-1/2	4-7/8	3/8
SSS8	2	6	3/8
SSS10	2-1/2	6-1/2	3/8
SSS12	3	6-1/2	3/8
SSS16	4	6-7/8	3/8
SSS20	5	8-1/4	3/8
SSS24	6	9-1/16	1

Constructed of zinc-plated, 16 gauge, cold-rolled steel



FV540-12



SSS10



FV540-6



part	inlet size	outlet size	pcs/ctn	CHECK VALVE
CH-150S	1-1/2	1-1/2	Bulk	(sleeve x sleeve)

- For vertical or horizontal in-line applications
- Strong, durable, corrosion-resistant ABS body
- Stainless steel clamps



part	inlet size	outlet size	pcs/ctn	4-WAY
H-125/150MT	1-1/4 or 1-1/2 mpt	1-1/4 or 1-1/2	Bulk	CHECK VALVE

- Threads directly into 1-1/4" or 1-1/2" pump discharge
- Sleeve is reversible to fit 1-1/4" or 1-1/2" black, galvanized, or DWV (Sch. 40) pipe
- Strong, durable, corrosion-resistant ABS body
- Stainless steel clamps



part	inlet size	outlet size	pcs/ctn	2-WAY SUMP
DJ545	1-1/4 or 1-1/2	1-1/4 or 1-1/2	Bulk	CHECK VALVE

- Sleeve is reversible to fit 1-1/4" or 1-1/2" black, galvanized, or DWV (Sch. 40) pipe
- Strong, durable, corrosion-resistant ABS body
- Stainless steel clamps



part	inlet size	outlet size	pcs/ctn	3-WAY SUMP
DJ125MT	1-1/4 mpt	1-1/4 or 1-1/2	Bulk	CHECK VALVE

- Sleeve is reversible to fit 1-1/4" or 1-1/2" black, galvanized, or DWV (Sch. 40) pipe
- Strong, durable, corrosion-resistant ABS body
- Stainless steel clamps



part	inlet size	outlet size	pcs/ctn	SEWAGE
2GP	2	2	Bulk	CHECK VALVE

- Fits 2" black, galvanized, or DWV (Sch. 40) pipe
- 3 molded-in "O-rings" in sleeves for gas-proof, leak-proof seal
- Flapper backed up with stainless steel plate for rigidity
- Strong, durable, corrosion-resistant ABS body
- Stainless steel clamps



part	inlet size	outlet size	pcs/ctn	COMBO UNION
CUCV-2	2	2	Bulk	CHECK VALVE

- Strong, durable, corrosion-resistant ABS body
- PVC couplings for solvent-welding to 2" DWV (Sch. 40) pipe
- Flapper backed up with stainless steel plate for rigidity
- Full-flow design easily passes a 2" solid





Campbell HANFLO™

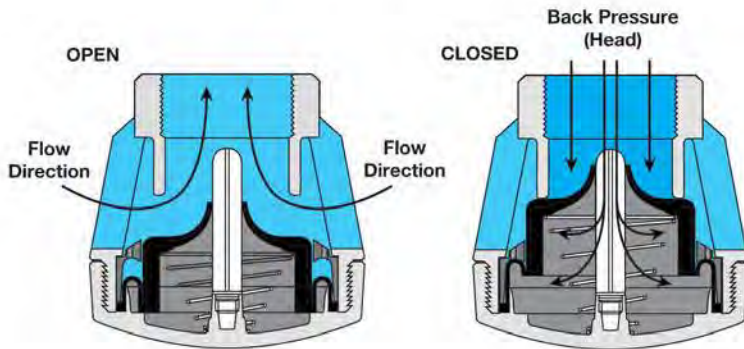
Check & Foot Valves

FOOT VALVE (npt)



part	npt size	pcs/pkg
FV25	1	1
FV32	1-1/4	1
FV40	1-1/2	1
FV50	2	1

- Strong, non-corrosive materials:
Body: Glass fibre reinforced nylon
Diaphragm: Nitrile rubber
Spring: Stainless steel
- Operates at any angle or position
- Unrestricted flow
- Unique design incorporates built-in strainer
- Maximum recommended working pressure: 235 psi (at 70°F)

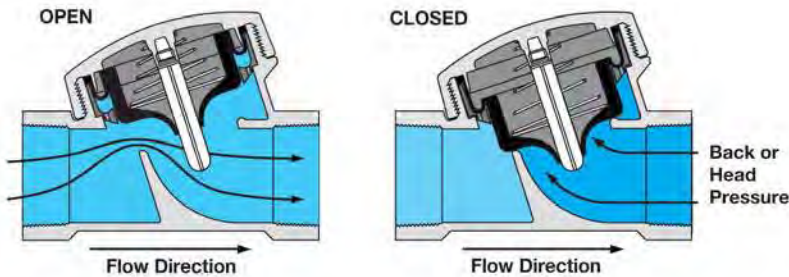


CHECK VALVE (npt)



part	npt size	pcs/pkg
CV25	1	1
CV32	1-1/4	1
CV40	1-1/2	1
CV50	2	1

- Strong, non-corrosive materials:
Body: Glass fibre reinforced nylon
Diaphragm: Nitrile rubber
Spring: Stainless steel
- Valve stays inline for servicing.
- Removable cap for easy access to all moving parts.
- Operates at any angle or position
- Maximum recommended working pressure: 145 psi (at 70°F)



Imported Campbell Brass & Stainless Ball Valves



BV4TSS



BV4C



BV4T-LF



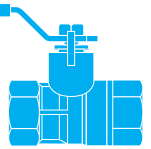
BV3C



part	size	port	pcs/pkg	master ctn
BV2T-LF	1/2	.50	10	120
BV3T-LF	3/4	.69	10	80
BV4T-LF	1	.89	8	64
BV5T-LF	1-1/4	1.10	4	32
BV6T-LF	1-1/2	1.38	2	24
BV8T-LF	2	1.77	2	16

- Full port for maximum flow and minimal pressure drop
- 600 psi WOG, 150 SWP
- Chrome-plated brass ball with PTFE seats
- 90° lever handle

BALL VALVE
(brass, threaded)

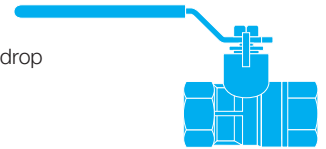


BV3TSS	3/4	.69	10	80
BV4TSS	1	.89	8	64

Other sizes available

- Full port for maximum flow and minimal pressure drop
- 600 psi WOG, 150 SWP
- Chrome-plated brass ball with PTFE seats
- 90° lever handle

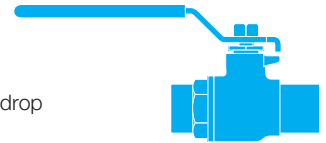
BALL VALVE
(stainless, threaded)



BV2C	1/2	.50	10	120
BV3C	3/4	.63	10	80
BV4C	1	.77	8	64
BV5C	1-1/4	1.00	4	32
BV6C	1-1/2	1.22	2	32
BV8C	2	1.47	2	16

- Full port for maximum flow and minimal pressure drop
- 600 psi WOG, 150 SWP
- Chrome-plated brass ball with PTFE seats
- 90° lever handle

BALL VALVE
(brass, copper)



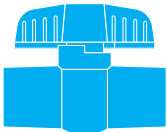
Campbell Manufacturing, LLC
127 East Spring Street
P.O. Box 207
Bechtelsville, PA 19505-9153
800-523-0224
Fax 610-369-3580



Campbell

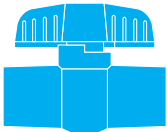
Imported Plastic Ball Valves

MOLDED-IN-PLACE PVC BALL VALVE (threaded, EPDM seats)



part	size	pcs/ctn	master ctn
PIBV2T-R	1/2	1	100
PIBV3T-R	3/4	1	100
PIBV4T-R	1	1	50
PIBV5T-R	1-1/4	1	50
PIBV6T-R	1-1/2	1	24
PIBV8T-R	2	1	24

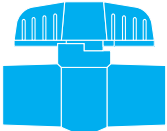
MOLDED-IN-PLACE PVC BALL VALVE (socket, EPDM seats)



PIBV2S-R	1/2	1	100
PIBV3S-R	3/4	1	100
PIBV4S-R	1	1	50
PIBV5S-R	1-1/4	1	50
PIBV6S-R	1-1/2	1	24
PIBV8S-R	2	1	24
PIBV12S-R	3	1	12
PIBV16S-R	4	1	8

- Shock-resistant PVC Sch. 80 body and ball
- ABS handle
- 150 psi working pressure (at 73°F)
- Standard port for excellent flow characteristics
- Variety of water supply, waste water, swimming pool, chemical feed, and irrigation applications for residential, commercial, industrial, marine, and agriculture use

MOLDED-IN-PLACE CPVC BALL VALVE (socket, PTFE seats)



PIBV2S-CPVC	1/2	1	100
PIBV3S-CPVC	3/4	1	100

- CPVC Sch. 80 body and ball
- ABS handle
- 75 psi working pressure (at 180°F)
- Standard port for excellent flow characteristics

PIBV5T-R

PIBV4T-R

PIBV3S-R

PIBV2S-R

UBV6S-R



1350-15



UBV4S-R



UBV4ECT



Campbell

Plastic Ball Valves



Campbell part

1350-15
1350-20

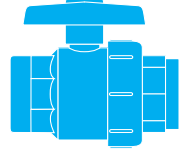
Flo-Control part

1350-15
1350-20

size
1-1/2
2

pcs/ctn
12
6

SINGLE UNION PVC BALL VALVE (slip x slip)



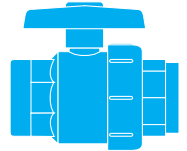
1351-15
1351-20

1351-15
1351-20

1-1/2
2

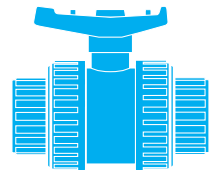
12
6

SINGLE UNION PVC BALL VALVE (fpt x fpt)



UBV3S-R	-	3/4	36
UBV4S-R	-	1	24
UBV5S-R	-	1-1/4	24
UBV6S-R	-	1-1/2	24
UBV8S-R	-	2	12
UBV12S-R	-	3	6
UBV16S-R	-	4	1

UNION BALL VALVE (imported)



- 150 psi working pressure (at 73°F)
- PTFE seat and EPDM o-rings
- True union for easy breakdown for maintenance, service, or system changes
- Heavy-duty PVC body and full-port ball
- Individually boxed

UBV3ECT	-	3/4	-
UBV4ECT	-	1	-
UBV5ECT	-	1-1/4	-
UBV6ECT	-	1-1/2	-
UBV8ECT	-	2	-
UBV12ECT	-	3	-
UBV16ECT	-	4	-

UNION BALL VALVE END CONNECTORS (fpt, imported)




Sold in pairs

Campbell Manufacturing, LLC
127 East Spring Street
P.O. Box 207
Bechtelsville, PA 19505-9153
800-523-0224
Fax 610-369-3580



Campbell *Imported* Brass & Stainless Service Valves

GATE VALVE (brass, threaded)



part	size	pcs/ctn	master ctn
GV2TLF	1/2	10	120
GV3TLF	3/4	10	80
GV4TLF	1	10	60
GV5TLF	1-1/4	5	40
GV6TLF	1-1/2	4	32
GV8TLF	2	2	20
GV12TLF	3	1	8
GV16TLF	4	1	4

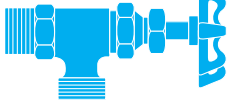
- 200 psi WOG
- Non-rising stem
- Full flow design
- Solid wedge disc

SWING CHECK (brass, threaded)



SCB2TLF	1/2	10	-
SCB3TLF	3/4	10	-
SCB4TLF	1	5	-
SCB5TLF	1-1/4	5	-
SCB6TLF	1-1/2	4	-
SCB8TLF	2	2	-

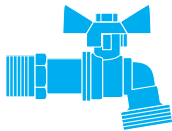
BOILER DRAIN (brass)



BD2-LF	1/2	12	144
BD3-LF	3/4	12	144

With stuffing box

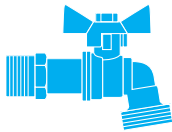
HOSE BIBB (ball valve, brass)



HBBV2T-LF	1/2	12	144
HBBV3T-LF	3/4	12	144

1/4 turn Ball Valve Hose Bibb with T-handle

HOSE BIBB (ball valve, stainless)



HBBV2TSS	1/2	12	144
HBBV3TSS	3/4	12	144

1/4 turn Ball Valve Hose Bibb with T-handle

HOSE BIBB (brass)



HB2T-LF	1/2	12	144
HB3T-LF	3/4	12	144

HOSE BIBB (sampling faucet, brass)



HBSF2TLF	1/2	12	144
HBSF3TLF	3/4	12	144

No garden hose thread

Campbell Manufacturing, LLC
127 East Spring Street, P.O. Box 207
Bechtelsville, PA 19505-9153
800-523-0224, Fax 610-369-3580



HB3T-LF



GV3TLF



SCB2TLF

HBBV2TSS



HBBV2TLF

HBSF3TLF



BD3-LF


Campbell

Miscellaneous Valves



part	size	contents	pcs/ctn	TANK FLOAT VALVE
TFV-1LF	1 fpt	valve & lever, assembled	6	
TFV-KLF	1 fpt	valve & lever, unassembled	25	
TFVLF	1 fpt	tank float valve only	Bulk	
MM-3	-	18" lever arm only	Bulk	

Red brass float valve controls water level and acts as check valve to prevent back flow.



part	size	pcs/ctn	TANK FLOAT
TF12	12" diameter	6	

UV and corrosion-resistant durable polyethylene covering with styrofoam core. Performs year-round ... in sub-freezing weather and the heat of summer.



part	size	description	cap gasket	pcs/ctn	SNIFTER VALVE (domestic)
SV 0DLF	1/8	nickel-plated brass valve & cap	rubber	50	
SV 1DLF	1/4	unplated brass valve & cap	rubber	50	



part	size	description	cap gasket	pcs/ctn	SNIFTER VALVE (imported)
SV 0LF	1/8	nickel-plated brass valve & cap	rubber	50	
SV 1LF	1/4	unplated brass valve & cap	rubber	50	



part	size	material	pcs/ctn	BLEEDER (brass, imported)
BOB3LF	3/4	brass	25	



part	size	material	pcs/ctn	BLEEDER (rubber, imported)
BOR4	1	rubber	50	



part	size	pressure range	pre-set	pcs/ctn	RELIEF VALVE (brass, imported)
RV2NLF	1/2	non-adjustable	75	50	
RV3NLF	3/4	non-adjustable	75	50	
RV2N100-LF	1/2	non-adjustable	100	50	
RV3N100-LF	3/4	non-adjustable	100	50	



part	size	pressure range	pre-set	pcs/ctn	RELIEF VALVE (stainless, import)
RV2TSS	1/2	non-adjustable	75	50	
RV3TSS	3/4	non-adjustable	75	50	
RV2N100SS	1/2	non-adjustable	100	50	
RV3N100SS	3/4	non-adjustable	100	50	



part	size	pressure range	pre-set	pcs/ctn	RELIEF VALVE (heavy duty)
RV 2LF	1/2	10-200	75	Bulk	
RV 3LF	3/4	10-200	75	Bulk	
RV 4LF	1	25-200	75	Bulk	
RV 5*	1-1/4	non-adjustable	65	Bulk	
RV 6*	1-1/2	non-adjustable	65	Bulk	
RV 8*	2	non-adjustable	65	Bulk	



Valves will be sold as preset only, and will not be adjusted by Campbell. Other relief valves available upon request.



*Domestic, lead-free compliant

Campbell Manufacturing, LLC
127 East Spring Street, P.O. Box 207
Bechtelsville, PA 19505-9153
800-523-0224, Fax 610-369-3580



Campbell

Miscellaneous Valves

DOLE® FLOW REGULATOR (A-series)

(B-series)

(C-series)



(X-series)

part	size	housing	gpm	pcs/ bag
DVGA10	3/8 fpt x 3/8 fpt	nickel-plated brass	1.0	1
DVGB10	1/2 fpt x 1/2 fpt	nickel-plated brass	1.0	1
DVGB15	1/2 fpt x 1/2 fpt	nickel-plated brass	1.5	1
DVGB20	1/2 fpt x 1/2 fpt	nickel-plated brass	2.0	1
DVGB25	1/2 fpt x 1/2 fpt	nickel-plated brass	2.5	1
DVGB30	1/2 fpt x 1/2 fpt	nickel-plated brass	3.0	1
DVGB35	1/2 fpt x 1/2 fpt	nickel-plated brass	3.5	1
DVGB40	1/2 fpt x 1/2 fpt	nickel-plated brass	4.0	1
DVGB50	1/2 fpt x 1/2 fpt	nickel-plated brass	5.0	1
DVGB60	1/2 fpt x 1/2 fpt	nickel-plated brass	6.0	1
DVGC10	3/4 fpt x 3/4 fpt	nickel-plated brass	1.0	1
DVGC15	3/4 fpt x 3/4 fpt	nickel-plated brass	1.5	1
DVGC20	3/4 fpt x 3/4 fpt	nickel-plated brass	2.0	1
DVGC25	3/4 fpt x 3/4 fpt	nickel-plated brass	2.5	1
DVGC30	3/4 fpt x 3/4 fpt	nickel-plated brass	3.0	1
DVGC35	3/4 fpt x 3/4 fpt	nickel-plated brass	3.5	1
DVGC40	3/4 fpt x 3/4 fpt	nickel-plated brass	4.0	1
DVGC50	3/4 fpt x 3/4 fpt	nickel-plated brass	5.0	1
DVGC60	3/4 fpt x 3/4 fpt	nickel-plated brass	6.0	1
DVGC70	3/4 fpt x 3/4 fpt	nickel-plated brass	7.0	1
DVGC80	3/4 fpt x 3/4 fpt	nickel-plated brass	8.0	1
DVGC90	3/4 fpt x 3/4 fpt	nickel-plated brass	9.0	1
DVGC100	3/4 fpt x 3/4 fpt	nickel-plated brass	10.0	1
DVGX10	1 fpt x 1 fpt	nickel-plated brass	1.0	1
DVGX15	1 fpt x 1 fpt	nickel-plated brass	1.5	1
DVGX20	1 fpt x 1 fpt	nickel-plated brass	2.0	1
DVGX25	1 fpt x 1 fpt	nickel-plated brass	2.5	1
DVGX30	1 fpt x 1 fpt	nickel-plated brass	3.0	1
DVGX35	1 fpt x 1 fpt	nickel-plated brass	3.5	1
DVGX40	1 fpt x 1 fpt	nickel-plated brass	4.0	1
DVGX50	1 fpt x 1 fpt	nickel-plated brass	5.0	1
DVGX60	1 fpt x 1 fpt	nickel-plated brass	6.0	1
DVGX70	1 fpt x 1 fpt	nickel-plated brass	7.0	1
DVGX80	1 fpt x 1 fpt	nickel-plated brass	8.0	1
DVGX90	1 fpt x 1 fpt	nickel-plated brass	9.0	1
DVGX100	1 fpt x 1 fpt	nickel-plated brass	10.0	1
DVGX120	1 fpt x 1 fpt	nickel-plated brass	12.0	1
DVGX150	1 fpt x 1 fpt	nickel-plated brass	15.0	1
DVGX200	1 fpt x 1 fpt	nickel-plated brass	20.0	1
DVGX250	1 fpt x 1 fpt	nickel-plated brass	25.0	1
DVGX300	1 fpt x 1 fpt	nickel-plated brass	30.0	1

DOLE® FLOW REGULATOR (Y-series)



part	size	housing	gpm	pcs/ bag
DVGY10	3/4 mpt x 3/4 fpt	brass	1.0	1
DVGY15	3/4 mpt x 3/4 fpt	brass	1.5	1
DVGY20	3/4 mpt x 3/4 fpt	brass	2.0	1
DVGY25	3/4 mpt x 3/4 fpt	brass	2.5	1
DVGY30	3/4 mpt x 3/4 fpt	brass	3.0	1
DVGY35	3/4 mpt x 3/4 fpt	brass	3.5	1
DVGY40	3/4 mpt x 3/4 fpt	brass	4.0	1
DVGY50	3/4 mpt x 3/4 fpt	brass	5.0	1
DVGY60	3/4 mpt x 3/4 fpt	brass	6.0	1
DVGY70	3/4 mpt x 3/4 fpt	brass	7.0	1
DVGY80	3/4 mpt x 3/4 fpt	brass	8.0	1
DVGY90	3/4 mpt x 3/4 fpt	brass	9.0	1
DVGY100	3/4 mpt x 3/4 fpt	brass	10.0	1


features

- Self-cleaning, flexible orifice control
- Responds to pressure surges and drops of up to 125 psi
- Delivers constant flow of water to within ± 15%
- Installs directly into discharge line between check valve and pressure tank
- Helps limit water volume discharge to maintain pump motor cooling

Campbell Manufacturing, LLC
 127 East Spring Street, P.O. Box 207
 Bechtelsville, PA 19505-9153
 800-523-0224, Fax 610-369-3580

Other gpm's and larger sizes
 available upon request.





complete hydrant*	lead-free hydrant	bury depth	overall length	pcs pkg
YH-1	YH-1LF	1 ft.	45 in.	1
YH-1.5	YH-1.5LF	1.5 ft.	51 in.	1
YH-2	YH-2LF	2 ft.	57 in.	1
YH-3	YH-3LF	3 ft.	69 in.	1
YH-4	YH-4LF	4 ft.	81 in.	1
YH-5	YH-5LF	5 ft.	93 in.	1
YH-6	YH-6LF	6 ft.	105 in.	1
YH-7	YH-7LF	7 ft.	117 in.	1
YH-8	YH-8LF	8 ft.	129 in.	1

Ruggedly-designed to supply year-round running water for heavy-duty agricultural, stock watering, fire protection, and domestic applications — even in sub-zero weather!

features:

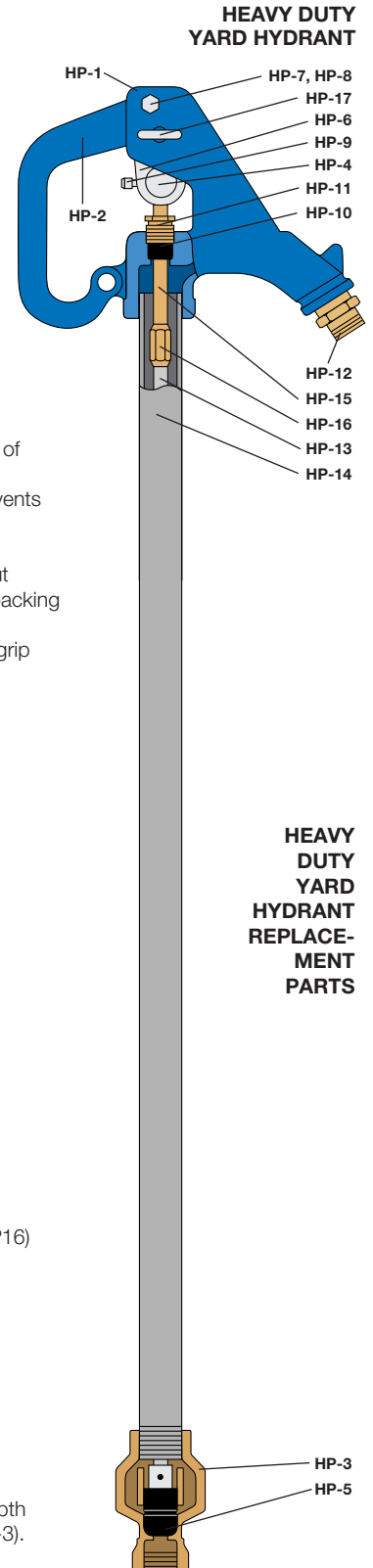
- rugged cast iron head & handle
- below-frostline shut-off valve allows free flow of water at sub-freezing temperatures
- self-draining bleeder valve with 3/4" inlet prevents riser pipe and hydrant head freezeup
- precision machining & assembly
- solid brass extension rod through packing nut
- hot-rolled 1040 steel link straps with Kevlar packing
- one-piece molded BUNA-N plunger
- oversize snap-lock handle for a comfortable grip
- flow-lock thumb bolt for desired water flow
- 3/4" brass hose connection/spout
- solid bucket hook for no-hands fillup
- handle-to-head padlock locators
- easy-access, above-ground maintenance
- 7/16" steel rod in 1" galvanized riser pipe

part	description
HP-1	head casting ¹⁸
HP-2	handle casting ¹⁸
HP-18	head assembly, complete (includes parts tagged with ¹⁹)
HP-3	valve body (lead-free available)
HP-4	connector ¹⁸
HP-5	plunger
HP-6	link (2) ¹⁸
HP-7	fulcrum bolt ¹⁸
HP-8	fulcrum nut ¹⁸
HP-9	set screw, square head*
HP-10	packing ¹⁸
HP-11	packing nut ¹⁸
HP-12	brass hose adapter ¹⁸
HP-13**	7/16" steel rod assembly (includes rod, HP5, HP15, and HP16)
HP-14**	1" galvanized pipe
HP-15	brass extension rod
HP-16	rod coupling
HP-17	flow-lock thumb bolt
HPK-1	parts kit (includes HP-4 thru HP-11)

* Not for use with potable water.

** When ordering, please specify hydrant bury depth (ex: galvanized pipe for YH-3 hydrant is HP-14-3).


See page A5 for Hydrant Elbows and Tees



HEAVY DUTY YARD HYDRANT

HEAVY DUTY YARD HYDRANT REPLACE-MENT PARTS

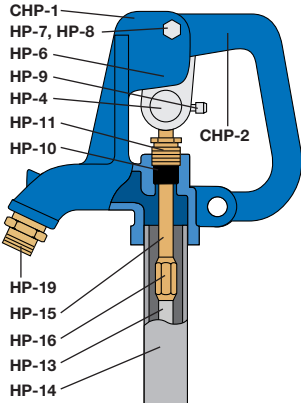




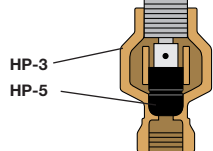
Campbell

Frostproof Yard Hydrants

COMPACT YARD HYDRANT



COMPACT YARD HYDRANT REPLACE-MENT PARTS



complete hydrant*	lead-free hydrant	bury depth	overall length	pcs pkg
CYH-1	CYH-1LF	1 ft.	45 in.	1
CYH-1.5	CYH-1.5LF	1.5 ft.	51 in.	1
CYH-2	CYH-2LF	2 ft.	57 in.	1
CYH-3	CYH-3LF	3 ft.	69 in.	1
CYH-4	CYH-4LF	4 ft.	81 in.	1
CYH-5	CYH-5LF	5 ft.	93 in.	1
CYH-6	CYH-6LF	6 ft.	105 in.	1
CYH-7	CYH-7LF	7 ft.	117 in.	1
CYH-8	CYH-8LF	8 ft.	129 in.	1

The same internals and high quality cast iron as the Heavy Duty Frostproof Yard Hydrant in a compact head design.

features:


- rugged cast iron head & handle
- below-frostline shut-off valve allows free flow of water at sub-freezing temperatures
- self-draining bleeder valve with 3/4" inlet prevents riser pipe and hydrant head freezeup
- precision machining & assembly
- solid brass extension rod through packing nut
- hot-rolled 1040 steel link straps with Kevlar packing
- one-piece molded BUNA-N plunger
- oversize snap-lock handle for a comfortable grip
- 3/4" brass hose connection/spout
- solid bucket hook for no-hands fillup
- handle-to-head padlock locators
- easy-access, above-ground maintenance
- 7/16" steel rod in 1" galvanized riser pipe

part	description
CHP-1	head casting ¹⁸
CHP-2	handle casting ¹⁸
CHP-18	head assembly, complete (includes parts tagged with ¹⁸)
HP-3	valve body (lead-free available)
HP-4	connector ¹⁸
HP-5	plunger
HP-6	link (2) ¹⁸
HP-7	fulcrum bolt ¹⁸
HP-8	fulcrum nut ¹⁸
HP-9	set screw, square head ¹⁸
HP-10	packing ¹⁸
HP-11	packing nut ¹⁸
HP-13**	7/16" steel rod assembly (includes rod, HP5, HP15, and HP16)
HP-14**	1" galvanized pipe
HP-15	brass extension rod
HP-16	rod coupling
HP-19	brass hose adapter ¹⁸
HPK-1	parts kit (includes HP-4 thru HP-11)

* Not for use with potable water.


** When ordering, please specify hydrant bury depth (ex: galvanized pipe for CYH-3 hydrant is HP-14-3).

See page A5 for Hydrant Elbows and Tees



Campbell Manufacturing, LLC
127 East Spring Street, P.O. Box 207
Bechtelsville, PA 19505-9153
800-523-0224, Fax 610-369-3580





complete hydrant*	lead-free hydrant	bury depth	overall length	pcs pkg
CSYH-1	CSYH-1LF	1 ft.	50 in.	1
CSYH-2	CSYH-2LF	2 ft.	62 in.	1
CSYH-3	CSYH-3LF	3 ft.	74 in.	1
CSYH-4	CSYH-4LF	4 ft.	86 in.	1
CSYH-5	CSYH-5LF	5 ft.	98 in.	1
CSYH-6	CSYH-6LF	6 ft.	110 in.	1

An advanced hydrant system that prevents contamination and freezing of the potable water service. When the hydrant is shut off, the canister, located below frostline at the base of the hydrant, collects the water that drains down from the hydrant head and riser pipe, protecting supply water from contact with surface water and soil bacteria and preventing head and riser pipe freeze-up. When the hydrant is opened, a "venturi-effect" in the system empties the canister, which allows head and riser pipe water to re-collect at shut-off. If you attach a hose to the nozzle: in order to maintain a pollution-proof application, you must attach an anti-siphon vacuum breaker and remove the set screw. In freezing conditions, you must detach the hose and vacuum breaker after each use.

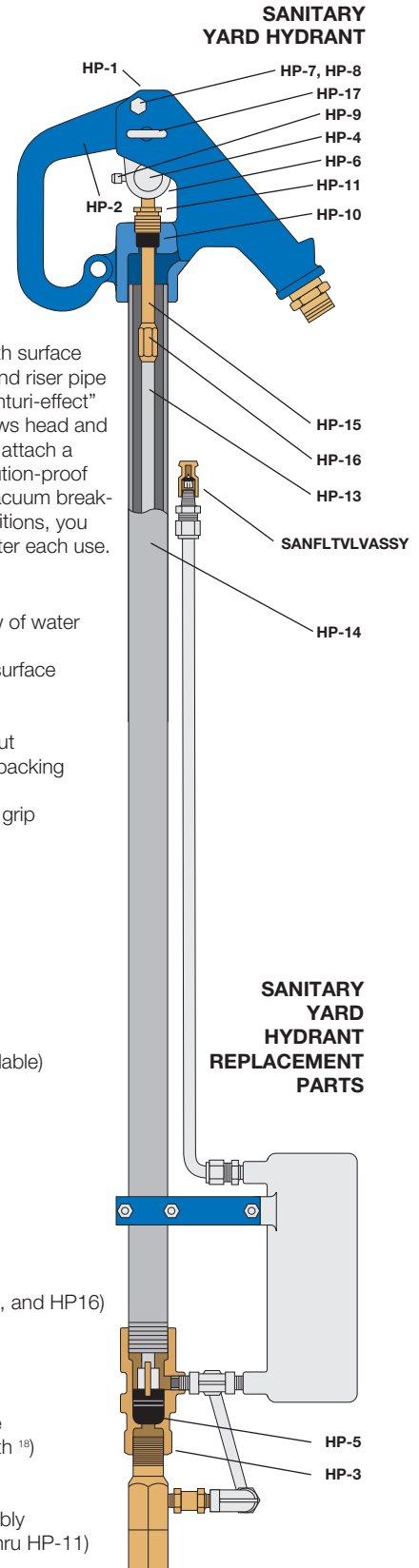
features:

- rugged cast iron head & handle
- below-frostline shut-off valve allows free flow of water at sub-freezing temperatures
- sealed canister protects supply water from surface contamination
- precision machining & assembly
- solid brass extension rod through packing nut
- hot-rolled 1040 steel link straps with Kevlar packing
- one-piece molded BUNA-N plunger
- oversize snap-lock handle for a comfortable grip
- flow-lock thumb bolt for desired water flow
- 3/4" brass hose connection/spout
- solid bucket hook for no-hands fillup
- handle-to-head padlock locators
- easy-access, above-ground maintenance
- 7/16" steel rod in 1" galvanized riser pipe

part	description
HP-1	head casting ¹⁸
HP-2	handle casting ¹⁸
HP-3	valve body (lead-free available)
HP-4	connector ¹⁸
HP-5	plunger
HP-6	link (2) ¹⁸
HP-7	fulcrum bolt ¹⁸
HP-8	fulcrum nut ¹⁸
HP-9	set screw, square head ¹⁸
HP-10	packing ¹⁸
HP-11	packing nut ¹⁸
HP-13**	7/16" steel rod assembly (includes rod, HP5, HP15, and HP16)
HP-14**	1" galvanized pipe
HP-15	brass rod extension
HP-16	rod coupling
HP-17	flow-lock thumb bolt
SHP-18	head assembly, complete (includes parts tagged with ¹⁸)
SYH Label	winter warning label
BTH3-2	3/4" x 1/2" fitting
SANFLTVLVASSY	sanitary float valve assembly
HPK-1	parts kit (includes HP-4 thru HP-11)

* Not for use with potable water.

** When ordering, specify hydrant bury depth (ex: galvanized pipe for CSYH-3 is HP-14-3).



See page A5 for Hydrant Elbows and Tees

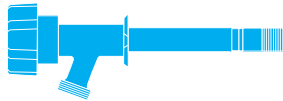
Campbell Manufacturing, LLC
 127 East Spring Street, P.O. Box 207
 Bechtelsville, PA 19505-9153
 800-523-0224, Fax 610-369-3580



Campbell

Frostproof Wall Faucets

FROSTPROOF WALL FAUCET* (1/2 copper x 1/2 mpt)



part	length	pcs/ctn	master/ctn
WF4A	4	1	20
WF6A	6	1	20
WF8A	8	1	20
WF10A	10	1	20

Imported

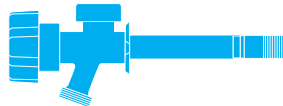
FROSTPROOF WALL FAUCET* (1/2 fpt x 3/4 mpt)



WF4B	4	1	20
WF6B	6	1	20
WF8B	8	1	20
WF12B	12	1	20
WF14B	14	1	20

Imported

ANTI-SIPHON FROSTPROOF WALL FAUCET* (1/2 copper x 1/2 mpt)



AWF8A	8	1	20
AWF10A	10	1	20
AWF12A	12	1	20
AWF14A	14	1	20

Imported

BRASS VACUUM BREAKER* (imported)



part	hose thread size	pcs/ctn	master ctn
VB3H	3/4 fpt x 3/4 mpt	1	-

- Easily connects to wall faucet to prevent siphonage
- Tested to conform to Standard #1011 of the American Society of Sanitary Engineering and Standard #B64.2 of the Canadian Standards Association, and listed with the I.A.P.M.O.
- Maximum 125 psi working pressure at 180°

BRASS VACUUM BREAKER* (domestic)



part	hose thread size	pcs/ctn	master ctn
AVB3YH	3/4 fpt x 3/4 mpt	1	-

- Self-draining design provides anti-siphon, back-flow, and freeze protection when connected to Frostproof Yard Hydrants and Wall Faucets



Campbell Manufacturing, LLC
127 East Spring Street, P.O. Box 207
Bechtelsville, PA 19505-9153
800-523-0224
Fax 610-369-3580

***Not for use with potable water**

Campbell

Cast Iron Well Seals



SUB5 5/8X1

SUB6X1

SUB6X1 1/2S

SUB4X2S

SUB5X1

SUB4X1

JET2X1

part	casing i.d.	drop pipe	vent tapping	cable hole
JET2X1	2	1	-	-

All Submersible Well Seals can be converted to Jet Well Seals by plugging conduit tap with a Malleable Square Head Plug (page C5).

JET WELL SEAL



SUB2X1 1/4GS	2	1-1/4	1/8	-
SUB4X1S	4	1	1/2	3/4
SUB4X1 1/4S	4	1-1/4	1/2	3/4
SUB4X1 1/2S	4	1-1/2	1/2	3/4
SUB4X2S	4	2	1/2	3/4
SUB6X1S	6	1	1/2	3/4
SUB6X1 1/4S	6	1-1/4	1/2	3/4
SUB6X1 1/2S	6	1-1/2	1/2	3/4
SUB6X2S	6	2	1/2	3/4

Note: SUB2X1 1/4GS is designed to fit outside of well casing.

SOLID WELL SEAL (submersible)



SUB3X3/4	3	3/4	1/8	7/16**
SUB3X1	3	1	1/8	7/16**
SUB3X1 1/4	3	1-1/4	1/8	7/16**
SUB4X3/4	4	3/4	1/2	1/2
SUB4X1†	4	1	1/2	3/4
SUB4X1G*	4	1	1/2	3/4
SUB4X1 1/4†	4	1-1/4	1/2	3/4
SUB4X1 1/4G*	4	1-1/4	1/2	3/4
SUB4X2GS	4	2	1/4	1/2
SUB4 1/4X3/4	4-1/4	3/4	1/2	1/2
SUB4 1/4X1	4-1/4	1	1/2	1/2
SUB4 1/4X1 1/4	4-1/4	1-1/4	1/2	1/2
SUB4 1/4X1 1/2	4-1/4	1-1/2	1/2	1/2
SUB4 1/2X3/4	4-1/2	3/4	1/2	1/2
SUB4 1/2X1	4-1/2	1	1/2	1/2
SUB4 1/2X1 1/4	4-1/2	1-1/4	1/2	1/2
SUB4 1/2X1 1/2	4-1/2	1-1/2	1/2	1/2
SUB4 1/2X2	4-1/2	2	1/2	1/2
SUB5X3/4	5	3/4	1/2	3/4
SUB5X1	5	1	1/2	3/4
SUB5X1G*	5	1	1/2	3/4
SUB5X1 1/4	5	1-1/4	1/2	3/4
SUB5X1 1/2	5	1-1/2	1/2	3/4
SUB5X2	5	2	1/2	3/4
SUB5 3/16X1	5-3/16	1	1/2	3/4
SUB5 3/16X1 1/4	5-3/16	1-1/4	1/2	3/4
SUB5 3/16X1 1/2	5-3/16	1-1/2	1/2	3/4
SUB5 3/16X2	5-3/16	2	1/2	3/4
SUB5 5/8X3/4	5-5/8	3/4	1/2	3/4
SUB5 5/8X1	5-5/8	1	1/2	3/4
SUB5 5/8X1 1/4	5-5/8	1-1/4	1/2	3/4
SUB5 5/8X1 1/2	5-5/8	1-1/2	1/2	3/4
SUB5 5/8X2	5-5/8	2	1/2	3/4
SUB6X3/4	6	3/4	1/2	3/4
SUB6X1	6	1	1/2	1
SUB6X1G*	6	1	1/2	1
SUB6X1 1/4	6	1-1/4	1/2	1
SUB6X1 1/4G*	6	1-1/4	1/2	1
SUB6X1 1/2	6	1-1/2	1/2	1
SUB6X2	6	2	1/2	1
SUB6X2 1/2	6	2-1/2	1/2	1
SUB6X3	6	3	1/2	3/4
SUB6 1/8X3/4	6-1/8	3/4	1/2	3/4
SUB6 1/8X1	6-1/8	1	1/2	3/4
SUB6 1/8X1 1/4	6-1/8	1-1/4	1/2	3/4
SUB6 1/8X1 1/2	6-1/8	1-1/2	1/2	3/4

SPLIT WELL SEAL (submersible)



continued on K2

*Imported

**Cable hole is not tapped.

†S-split type (see photo).

All seals individually packaged.

Other sizes and styles available upon request.

Campbell Manufacturing, Inc.
 127 East Spring Street, P.O. Box 207
 Bechtelsville, PA 19505-0207
 800-523-0224, Fax 610-369-3580



Campbell

Cast Iron Well Seals

SPLIT WELL SEAL (submersible)

continued from K1



part	casing i.d.	drop pipe	vent tapping	cable hole
SUB6 1/8X2	6-1/8	2	1/2	3/4
SUB6 1/8X2 1/2	6-1/8	2-1/2	1/2	3/4
SUB6 1/4X3/4	6-1/4	3/4	1/2	3/4
SUB6 1/4X1	6-1/4	1	1/2	3/4
SUB6 1/4X1G*	6-1/4	1	1/2	1
SUB6 1/4X1 1/4	6-1/4	1-1/4	1/2	3/4
SUB6 1/4X1 1/2	6-1/4	1-1/2	1/2	3/4
SUB6 1/4X2	6-1/4	2	1/2	3/4
SUB6 1/4X2 1/2	6-1/4	2-1/2	1/2	3/4
SUB6 1/4X3	6-1/4	3	1/2	3/4
SUB6 3/8X3/4	6-3/8	3/4	1/2	3/4
SUB6 3/8X1	6-3/8	1	1/2	3/4
SUB6 3/8X1 1/4	6-3/8	1-1/4	1/2	3/4
SUB6 3/8X1 1/2	6-3/8	1-1/2	1/2	3/4
SUB6 3/8X2	6-3/8	2	1/2	3/4
SUB6 3/8X2 1/2	6-3/8	2-1/2	1/2	3/4
SUB6 3/8X3	6-3/8	3	1/2	3/4
SUB6 1/2X3/4	6-1/2	3/4	1/2	3/4
SUB6 1/2X1	6-1/2	1	1/2	3/4
SUB6 1/2X1 1/4	6-1/2	1-1/4	1/2	3/4
SUB6 1/2X1 1/2	6-1/2	1-1/2	1/2	3/4
SUB6 1/2X2	6-1/2	2	1/2	3/4
SUB6 1/2X2 1/2	6-1/2	2-1/2	1/2	3/4
SUB6 1/2X3	6-1/2	3	1/2	3/4
SUB6 5/8X3/4	6-5/8	3/4	1/2	3/4
SUB6 5/8X1	6-5/8	1	1/2	3/4
SUB6 5/8X1 1/4	6-5/8	1-1/4	1/2	3/4
SUB6 5/8X1 1/2	6-5/8	1-1/2	1/2	3/4
SUB6 5/8X2	6-5/8	2	1/2	3/4
SUB6 5/8X2 1/2	6-5/8	2-1/2	1/2	3/4
SUB6 5/8X3	6-5/8	3	1/2	3/4
SUB8X3/4	8	3/4	1/2	1
SUB8X1	8	1	1/2	1
SUB8X1 1/4	8	1-1/4	1/2	1
SUB8X1 1/2	8	1-1/2	1/2	1
SUB8X2	8	2	1/2	1
SUB8X2 1/2	8	2-1/2	1/2	1
SUB8X3	8	3	1/2	1
SUB8X4	8	4	1/2	1
SUB8X5GS	8	5	1/2	1
SUB8 1/4X3/4	8-1/4	3/4	1/2	1-3/8**
SUB8 1/4X1	8-1/4	1	1/2	1-3/8**
SUB8 1/4X1 1/4	8-1/4	1-1/4	1/2	1-3/8**
SUB8 1/4X1 1/2	8-1/4	1-1/2	1/2	1-3/8**
SUB8 1/4X2	8-1/4	2	1/2	1-3/8**
SUB8 1/4X2 1/2	8-1/4	2-1/2	1/2	1-3/8**
SUB8 1/4X3	8-1/4	3	1/2	1-3/8**
SUB10X3/4	10	3/4	1/2	1-3/8**
SUB10X1	10	1	1/2	1-3/8**
SUB10X1 1/4	10	1-1/4	1/2	1-3/8**
SUB10X1 1/2	10	1-1/2	1/2	1-3/8**
SUB10X2	10	2	1/2	1-3/8**
SUB10X2 1/2	10	2-1/2	1/2	1-3/8**
SUB10X3	10	3	1/2	1-3/8**
SUB10X4	10	4	1/2	1-3/8**
SUB10X5	10	5	1/2	1-3/8**
SUB10X6	10	6	1/2	1-1/8**
SUB12X3/4	12	3/4	1/2	1-3/8**
SUB12X1	12	1	1/2	1-3/8**
SUB12X1 1/4	12	1-1/4	1/2	1-3/8**
SUB12X1 1/2	12	1-1/2	1/2	1-3/8**
SUB12X2	12	2	1/2	1-3/8**
SUB12X2 1/2	12	2-1/2	1/2	1-3/8**
SUB12X3	12	3	1/2	1-3/8**
SUB12X4	12	4	1/2	1-3/8**
SUB12X5	12	5	1/2	1-3/8**
SUB12X6	12	6	1/2	1-3/8**
SUB12X8	12	8	1/2	1-1/8**



Campbell Manufacturing, Inc.
127 East Spring Street
P.O. Box 207
Bechtelsville, PA 19505-0207
800-523-0224, Fax 610-369-3580

*Imported
**Untapped 1-3/8" cable hole is cut for 1" pipe and
untapped 1-1/8" cable hole is cut for 3/4" pipe.
Other sizes and styles available upon request.
All seals individually packaged.

Campbell

Cast Iron Well Seals



DH6G

DH6 1/4C

DH5C

DH4C

DH3A

WELL SEAL
(double hole)



part	casing i.d.	drop pipe	vent tapping	plugged hole
DH3A	3	1x3/4	1/8	-
DH4A	4	1x3/4	1/2	-
DH4B	4	1x1	1/2	-
DH4C	4	1-1/4x1	1/2	-
DH4CG*	4	1-1/4x1	1/2	-
DH4D	4	1-1/4x1-1/4	1/2	-
DH4E	4	1-1/2x1-1/4	1/2	-
DH4 1/4A	4-1/4	1x3/4	1/2	-
DH4 1/4B	4-1/4	1x1	1/2	-
DH4 1/4C	4-1/4	1-1/4x1	1/2	-
DH4 1/4D	4-1/4	1-1/4x1-1/4	1/2	-
DH4 1/4E	4-1/4	1-1/2x1-1/4	1/2	-
DH4 1/2A	4-1/2	1x3/4	1/2	-
DH4 1/2B	4-1/2	1x1	1/2	-
DH4 1/2C	4-1/2	1-1/4x1	1/2	-
DH4 1/2D	4-1/2	1-1/4x1-1/4	1/2	-
DH4 1/2E	4-1/2	1-1/2x1-1/4	1/2	-
DH5A	5	1x3/4	1/2	-
DH5B	5	1x1	1/2	-
DH5C	5	1-1/4x1	1/2	-
DH5D	5	1-1/4x1-1/4	1/2	-
DH5E	5	1-1/2x1-1/4	1/2	-
DH5 5/8A	5-5/8	1x3/4	1/2	1/2
DH5 5/8B	5-5/8	1x1	1/2	1/2
DH5 5/8C	5-5/8	1-1/4x1	1/2	-
DH5 5/8D	5-5/8	1-1/4x1-1/4	1/2	1/2
DH5 5/8E	5-5/8	1-1/2x1-1/4	1/2	1/2
DH6A	6	1x3/4	1/2	-
DH6B	6	1x1	1/2	-
DH6C	6	1-1/4x1	1/2	-
DH6CG*	6	1-1/4x1	1/2	-
DH6D	6	1-1/4x1-1/4	1/2	-
DH6E	6	1-1/2x1-1/4	1/2	-
DH6F	6	1-1/2x1-1/2	1/2	-
DH6G	6	2x1-1/2	1/2	-
DH6H	6	1-1/2x1	1/2	-
DH6 1/8A	6-1/8	1x3/4	1/2	1/2
DH6 1/8B	6-1/8	1x1	1/2	1/2
DH6 1/8C	6-1/8	1-1/4x1	1/2	1/2
DH6 1/8D	6-1/8	1-1/4x1-1/4	1/2	1/2
DH6 1/8E	6-1/8	1-1/2x1-1/4	1/2	1/2
DH6 1/4A	6-1/4	1x3/4	1/2	3/4
DH6 1/4B	6-1/4	1x1	1/2	3/4
DH6 1/4C	6-1/4	1-1/4x1	1/2	-
DH6 1/4D	6-1/4	1-1/4x1-1/4	1/2	3/4
DH6 1/4E	6-1/4	1-1/2x1-1/4	1/2	3/4
DH6 1/4F	6-1/4	1-1/2x1-1/2	1/2	3/4
DH6 1/4G	6-1/4	2x1-1/2	1/2	3/4
DH6 1/4H	6-1/4	1-1/2x1	1/2	3/4

continued on K4

*Imported
All seals individually packaged.
Other sizes and styles available
upon request.



Campbell


Cast Iron Well Seals

WELL SEAL (double hole) *continued from K3*



part	casing i.d.	drop pipe	vent tapping	plugged hole
DH6 3/8A	6-3/8	1x3/4	1/2	1/2
DH6 3/8B	6-3/8	1x1	1/2	1/2
DH6 3/8C	6-3/8	1-1/4x1	1/2	1/2
DH6 3/8D	6-3/8	1-1/4x1-1/4	1/2	1/2
DH6 3/8E	6-3/8	1-1/2x1-1/4	1/2	1/2
DH6 3/8G	6-3/8	2x1-1/2	1/2	1/2
DH6 1/2A	6-1/2	1x3/4	1/2	1/2
DH6 1/2B	6-1/2	1x1	1/2	1/2
DH6 1/2C	6-1/2	1-1/4x1	1/2	1/2
DH6 1/2D	6-1/2	1-1/4x1-1/4	1/2	1/2
DH6 1/2E	6-1/2	1-1/2x1-1/4	1/2	1/2
DH6 5/8A	6-5/8	1x3/4	1/2	-
DH6 5/8B	6-5/8	1x1	1/2	-
DH6 5/8C	6-5/8	1-1/4x1	1/2	-
DH6 5/8D	6-5/8	1-1/4x1-1/4	1/2	-
DH6 5/8E	6-5/8	1-1/2x1-1/4	1/2	-
DH8A	8	1x3/4	1/2	1*
DH8B	8	1x1	1/2	1*
DH8C	8	1-1/4x1	1/2	1*
DH8D	8	1-1/4x1-1/4	1/2	1*
DH8E	8	1-1/2x1-1/4	1/2	1*
DH8F	8	1-1/2x1-1/2	1/2	1*
DH8G	8	2x1-1/2	1/2	1*
DH8H	8	1-1/2x1	1/2	1*
DH8 1/4C	8-1/4	1-1/4x1	1/2	-
DH8 1/4D	8-1/4	1-1/4x1-1/4	1/2	-
DH8 1/4E	8-1/4	1-1/2x1-1/4	1/2	-
DH10B	10	1x1	1/2	-
DH10C	10	1-1/4x1	1/2	-
DH10D	10	1-1/4x1-1/4	1/2	-
DH10E	10	1-1/2x1-1/4	1/2	-
DH10G	10	2x1-1/2	1/2	-
DH12C	12	1-1/4x1	1/2	-
DH12D	12	1-1/4x1-1/4	1/2	-
DH12E	12	1-1/2x1-1/4	1/2	-
DH12G	12	2x1-1/2	1/2	-

*Tapped but not plugged.



J6 1/8

S6 1/4

SH6X1

J5

S4

Campbell

Cast Iron Well Seals



part	casing i.d.	drop pipe	vent tapping	cable hole
J4	4	-	1/2	-
J4 1/2	4-1/2	-	1/2	-
J5	5	-	1/2	-
J5 5/8	5-5/8	-	1/2	1/2
J6	6	-	1/2	-
J6 1/8	6-1/8	-	1/2	1/2
J6 1/4	6-1/4	-	1/2	3/4
J6 3/8	6-3/8	-	1/2	1/2
J6 1/2	6-1/2	-	1/2	3/4
J8	8	-	1/2	1
J8 1/4	8-1/4	-	1/2	-
J10	10	-	1/2	-
J12	12	-	1/2	-

BLANK WELL SEAL



S4	4	-	1/2	3/4
S5	5	-	1/2	3/4
S5 5/8	5-5/8	-	1/2	3/4
S6	6	-	1/2	3/4
S6 1/4	6-1/4	-	1/2	3/4
S6 1/2	6-1/2	-	1/2	3/4
S7	7	-	1/2	1
S8	8	-	1/2	1

PITLESS WELL SEAL (submersible)



SH4X3/4	4	3/4	1/2	3/4
SH5X1	5	1	1/2	3/4
SH5X1 1/4	5	1-1/4	1/2	3/4
SH5X1 1/2	5	1-1/2	1/2	3/4
SH5 5/8x1	5-5/8	1	1/2	3/4
SH5 5/8x1 1/4	5-5/8	1-1/4	1/2	3/4
SH6X1	6	1	1/2	3/4
SH6X1 1/4	6	1-1/4	1/2	3/4
SH6X1 1/2	6	1-1/2	1/2	3/4
SH6X2	6	2	1/2	3/4
SH6 1/4X1	6-1/4	1	1/2	3/4
SH6 1/4X1 1/4	6-1/4	1-1/4	1/2	3/4
SH6 1/4X1 1/2	6-1/4	1-1/2	1/2	3/4
SH6 1/2X1	6-1/2	1	1/2	3/4
SH6 1/2X1 1/4	6-1/2	1-1/4	1/2	3/4
SH7X1	7	1	1/2	1
SH7X1 1/4	7	1-1/4	1/2	1
SH8X1	8	1	1/2	1
SH8X1 1/4	8	1-1/4	1/2	1

PITLESS WELL SEAL (single hole)



Other sizes and styles available upon request.
All seals individually packaged.

Campbell Manufacturing, Inc.
127 East Spring Street, P.O. Box 207
Bechtelsville, PA 19505-0207
800-523-0224, Fax 610-369-3580



Campbell

ABS Well Seals

SOLID WELL SEAL (submersible)



part	casing i.d.	drop pipe	vent tapping	cable hole
PS4BLANK	4	—	1/2	3/4
PS4X3/4	4	3/4	1/2	3/4
PS4X1	4	1	1/2	3/4
PS4X1 1/4	4	1-1/4	1/2	1/2
PS4X1 1/2*	4	1-1/2	1/2	1/2
PS4X2*	4	2	1/2	1/2
PS5 5/8BLANK	5-5/8	—	1/2	3/4
PS5 5/8X3/4	5-5/8	3/4	1/2	3/4
PS5 5/8X1	5-5/8	1	1/2	3/4
PS5 5/8X1 1/4	5-5/8	1-1/4	1/2	3/4
PS5 5/8X1 1/2	5-5/8	1-1/2	1/2	3/4
PS5 5/8X2	5-5/8	2	1/2	3/4
PS6BLANK	6	—	1/2	1
PS6X3/4	6	3/4	1/2	1
PS6X1	6	1	1/2	1
PS6X1 1/4	6	1-1/4	1/2	1
PS6X1 1/2	6	1-1/2	1/2	1
PS6X2	6	2	1/2	1
PS6 1/4BLANK	6-1/4	—	1/2	1
PS6 1/4X1	6-1/4	1	1/2	1
PS6 1/4X1 1/4	6-1/4	1-1/4	1/2	1
PS6 1/4X1 1/2	6-1/4	1-1/2	1/2	1
PS6 1/4X2	6-1/4	2	1/2	1

Combining state-of-the-art design and materials, Campbell's ABS Well Seal is a strong, sanitary, corrosion-resistant improvement over the traditional cast iron seal. The high-impact ABS that we use is the same material that has performed successfully for years in the Farm Equipment, Outdoor Recreation, Power Tool, and Automotive/Truck industries.

features

- High impact ABS body for strength and resistance to heat, cold, and corrosion
- Thick PVC molded gasket for a secure, yet easy-to-service installation
- Heavy-duty, zinc-plated bolts/nuts for dependable gasket sealing (Stainless steel nuts/bolts/washers available)
- Engineered dimensions for ease of installation and accurate casing fit
- Load-tested to hold well over 20,000 lbs.
- Handsome appearance for a clean, professional-looking system

SUBMERSIBLE PUMP SCREEN

part	screen size	spacing	length	slot size
SPS4X60X010	4" nom.	1/8"	60"	.010"
SPS4X60X015	4" nom.	1/8"	60"	.015"
SPS4X60X020	4" nom.	1/8"	60"	.020"
SPS4X60X060	4" nom.	1/4"	60"	.060"



The Campbell Submersible Pump Screen combines an ABS Well Seal and a durable PVC Screen Base to protect submersible pumps in wells, lakes, and other locations where sand and other foreign matter can clog pump impellers.



PJ6BLANK

Campbell

ABS Well Seals



PJ6 1/4X1

PDJ5 5/8B

PJ4X1 1/4

WSV

PDJ4C

part	casing i.d.	drop pipe	vent tapping	cable hole	SOLID WELL SEAL (double hole)
PDJ4A	4	1 x 3/4	1/2	-	
PDJ4B	4	1 x 1	1/2	-	
PDJ4C	4	1-1/4 x 1	1/2	-	
PDJ5 5/8A	5-5/8	1 x 3/4	1/2	-	
PDJ5 5/8B	5-5/8	1 x 1	1/2	-	
PDJ5 5/8C	5-5/8	1-1/4 x 1	1/2	-	
PDJ6A	6	1 x 3/4	1/2	-	
PDJ6B	6	1 x 1	1/2	-	
PDJ6C	6	1-1/4 x 1	1/2	-	
PDJ6 1/4A	6-1/4	1 x 3/4	1/2	-	
PDJ6 1/4B	6-1/4	1 x 1	1/2	-	
PDJ6 1/4C	6-1/4	1-1/4 x 1	1/2	-	

PJ4BLANK	4	-	1/2	3/4	
PJ4X3/4	4	3/4	1/2	3/4	
PJ4X1	4	1	1/2	3/4	
PJ4X1 1/4	4	1-1/4	1/2	1/2	
PJ4X1 1/2	4	1-1/2	1/2	1/2	
PJ4X2	4	2	1/2	1/2	
PJ5 5/8X3/4	5-5/8	3/4	1/2	3/4	
PJ5 5/8X1	5-5/8	1	1/2	3/4	
PJ5 5/8X1 1/4	5-5/8	1-1/4	1/2	3/4	
PJ5 5/8X1 1/2	5-5/8	1-1/2	1/2	3/4	
PJ5 5/8X2	5-5/8	2	1/2	3/4	
PJ6BLANK	6	-	1/2	1	
PJ6X3/4	6	3/4	1/2	1	
PJ6X1	6	1	1/2	1	
PJ6X1 1/4	6	1-1/4	1/2	1	
PJ6X1 1/2	6	1-1/2	1/2	1	
PJ6X2	6	2	1/2	1	
PJ6 1/4BLANK	6-1/4	-	1/2	1	
PJ6 1/4X1	6-1/4	1	1/2	1	
PJ6 1/4X1 1/4	6-1/4	1-1/4	1/2	1	
PJ6 1/4X1 1/2	6-1/4	1-1/2	1/2	1	
PJ6 1/4X2	6-1/4	2	1/2	1	

All Jet Seals have a plugged cable hole.

part	size	material	length	WELL SEAL VENT
WSV	1/2	PVC	4-1/4	

Campbell Manufacturing, Inc.
127 East Spring Street, P.O. Box 207
Bechtelsville, PA 19505-0207
800-523-0224, Fax 610-369-3580


WTC6 IMP



Campbell

Watertight Well Caps




part	nom. well size	casing o.d.	conduit connect.	vent	pcs/ctn	CAST IRON WELL CAP
WTC6	6 & 6-1/4	6-5/8	1 npt	9/16 screen ^o	1	 <p>U.S. PATENT NO. 6,105,669</p>
WTC6M	6 & 6-1/4	6-5/8	1 npt	9/16 screen & 1 npt ^d	1	
WTC6 IMP*	6 & 6-1/4	6-5/8	1 npt	9/16 screen ^o	1	
WTC6G	6 & 6-1/4	6-5/8	1 npt	9/16 screen ^o	1	
WTC6G IMP*	6 & 6-1/4	6-5/8	1 npt	9/16 screen ^o	1	


1/4" grounding lug on ring meets national electrical code requiring grounding of submersible pump.


WTC6G and WTC6G IMP caps are imported.

LWC6

LX-6-1


part	nom. well size	casing o.d.	conduit connect.	vent	pcs/ctn	ABS WELL CAP
WTC6P	6 & 6-1/4	6-5/8	1-1/4 npt	9/16 screens (2) ^o	1	 <p>U.S. PATENT NO. 6,105,669</p>
WTC6P IMP*	6 & 6-1/4	6-5/8	1-1/4 npt	9/16 screens (2) ^o	1	
WTC6P MLD*	6 & 6-1/4	6-5/8	1-1/4 npt	9/16 screens (2) ^o	1	
WTC6P-M	6 & 6-1/4	6-5/8	1-1/4 npt	9/16 screens (2) ^o & 1 npt ^d	1	
WTC6P-M IMP*	6 & 6-1/4	6-5/8	1-1/4 npt	9/16 screens (2) ^o & 1 npt ^d	1	

part	nom. well size	casing o.d.	conduit connect.	vent	pcs/ctn	ALUMINUM WELL CAP (low profile)
LP-4-1	4	4-1/2	1 npt	conduit ^a	1	
LP-5-1*	5	5-9/16	1 npt	conduit ^a	1	
LP-6-1*	6 & 6-1/4	6-5/8	1 npt	conduit ^a	1	
LX-4-1	4	4-1/2	1 npt	5/8 screen ^o	1	
LX-5-1*	5	5-9/16	1 npt	5/8 screen ^o	1	
LX-6-1*	6 & 6-1/4	6-5/8	1 npt	5/8 screen ^o	1	


part	nom. well size	casing o.d.	conduit connect.	vent	pcs/ctn	ALUMINUM/ABS WELL CAP (low profile)
LSW-614*	6-1/4 pvc	6.90	1 npt	5/8 screen ^o	1	
LSW-614V	6-1/4 pvc	6.90	1 npt	5/8 screen & 3/4 npt ^b	1	

Constructed of injection-molded ABS plastic and aluminum. Cap base can be solvent-welded directly to pvc well casing.

LSW-614

part	nom. well size	casing o.d.	conduit connect.	vent	pcs/ctn	ALUMINUM WELL CAP (WT-style)
WT4*	4	4-1/2	1 npt	5/8 screen ^o	Bulk	
WT5*	5	5-9/16	1 npt	5/8 screen ^o	Bulk	


Available in a set with T-series Pitless Adapter (see Section M)

part	nom. well size	casing o.d.	conduit connect.	vent	pcs/ctn	ALUMINUM/ABS WELL CAP (SC-style)
SC-4*	4 pvc	4.50	1 npt	5/8 screen ^o	Bulk	
SC-4 1/2*	4-1/2 pvc	4.95	1 npt	5/8 screen ^o	Bulk	
SC-5*	5 pvc	5.56	1 npt	5/8 screen ^o	Bulk	


Constructed of injection-molded ABS plastic and aluminum. Cap base can be solvent-welded directly to pvc well casing. Available in a set with T-series Pitless Adapter (see Section M)

SC-4 1/2

SCP4

part	nom. well size	casing o.d.	conduit connect.	vent	pcs/ctn	ABS WELL CAP (SC-style)
SCP4*	4 pvc	4.50	1 npt	5/8 screen ^o	Bulk	

Constructed of injection-molded ABS plastic. Cap base can be solvent-welded directly to pvc well casing.

part	nom. well size	casing o.d.	conduit connect.	vent	pcs/ctn	ALUMINUM WELL CAP (locking)
LWC6*	6 & 6-1/4	6-5/8	1 npt	5/8 screen ^o	1	

1/2" padlock locator holes to maintain well security.

WTC6P IMP

* Custom imprinting included in price (See page L2 for ordering information)

^a Vent provision in conduit opening

^b Tap in cover

^c Brass screen in bottom casting

^d Plugged tap in cover for large vent or well monitoring

Campbell Manufacturing, Inc.
 127 East Spring Street, P.O. Box 207
 Bechtelsville, PA 19505-0207
 800-523-0224, Fax 610-369-3580



Campbell

Ventilated Well Caps



LISTED
PITLESS ADAPTER
PAS-97

CAST IRON CONDUIT WELL CAP (C-style)



part	nom. well size	casing o.d.	conduit connection	master ctn
C4	4	4-1/2	1-1/4	1
C5	5	5-9/16	1-1/4	1
C5 5/8	5-5/8	6	1-1/4	1
C6 ^a	6 & 6-1/4	6-5/8	1-5/8	1
C6 IMP ^a	6 & 6-1/4	6-5/8	1-5/8	1

^a Accommodates 250 lb. poly conduit pipe.

CAST IRON CONDUIT WELL CAP (C-style, imported)



C5-6U ^a	5-5/8, 6 & 6-1/4	6 to 6-5/8	1-3/8	Bulk
C5-6U IMP ^a	5-5/8, 6 & 6-1/4	6 to 6-5/8	1-3/8	Bulk

^a Accommodates 250 lb. poly conduit pipe.

ALUMINUM CONDUIT WELL CAP (C-style)



C4A [*]	4	4-1/2	1-5/16	Bulk
C5A [*]	5	5-9/16	1-5/16	Bulk

Available in a set with T-series Pitless Adapter
(see catalog Section M)

ALUMINUM CONDUIT WELL CAP (K-style)



K-6	6 & 6-1/4	6-5/8	1-1/4 i.d.	6
K-8	8	8-5/8	1-1/4 i.d.	3
K-10	10	10-3/4	1-5/8 i.d.	1

ABS CONDUIT WELL CAP (P-style)



P6	6 & 6-1/4	6-5/8	1-1/8	Bulk
P6 IMP [*]	6 & 6-1/4	6-5/8	1-1/8	Bulk

CAST IRON NON-CONDUIT WELL CAP



JC4	4	4-1/2	-	1
JC5	5	5-9/16	-	1
JC5 5/8	5-5/8	6	-	1
JC6	6 & 6-1/4	6-5/8	-	1

Campbell Manufacturing, Inc.
127 East Spring Street, P.O. Box 207
Bechtelsville, PA 19505-0207
800-523-0224, Fax 610-369-3580

*Custom imprinting included in price.
To order: Include printing information
(maximum 3 lines; 28 spaces per line).
Minimum order is 24 caps.



BP-20LF

B-120XLF

B-10XLF

BF-20XLF

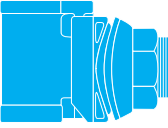
B-300XLF

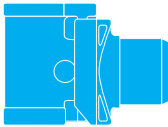


Campbell

Pitless Adapters



part	drop pipe	casing o.d.	will support	replacement		PITLESS ADAPTER (B-series)
				pressure seal ^o	master ctn	
B-10LF	1	5-9/16 to 7	970 ft.**	L-1	12	 U.S. PAT. NO. 3,847,217
B-80LF	1	8-5/8	970 ft.**	L-1	6	
B-20LF	1-1/4	5-9/16 to 7	800 ft.**	L-2	6	
B-120LF	1-1/4	8-5/8	800 ft.**	L-2	6	
BP-10LF*	1	5-9/16 to 7	970 ft.**	L-1	12	
BP-20LF*	1-1/4	5-9/16 to 7	800 ft.**	L-2	6	
B-10XLF	1	5-9/16 to 7	970 ft.**	OR-26T	12	
B-80XLF	1	8-5/8	970 ft.**	OR-26T	6	
B-20XLF	1-1/4	5-9/16 to 7	800 ft.**	OR-27T	6	
B-120XLF	1-1/4	8-5/8	800 ft.**	OR-27T	6	
BP-10XLF*	1	5-9/16 to 7	970 ft.**	OR-26T	12	
BP-20XLF*	1-1/4	5-9/16 to 7	800 ft.**	OR-27T	6	

BF-10LF	1	-	970 ft.**	L-1	12	PITLESS ADAPTER (BF-series for concrete tile)  U.S. PAT. NO. 3,847,217
BF-10XLF	1	-	970 ft.**	OR-26T	12	
BF-20LF	1-1/4	-	800 ft.**	L-2	6	
BF-20XLF	1-1/4	-	800 ft.**	OR-27T	6	

Concrete Tile models do not include external gasket, collar, or nut.

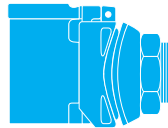
U.S. PAT. NO. 3,847,217

B-300XLF	1	5-9/16 to 7	800 ft.**	OR-34T	12	PITLESS ADAPTER (B-300 series)  U.S. PAT. NO. 3,847,217
B-380XLF	1	8-5/8	800 ft.**	OR-34T	12	

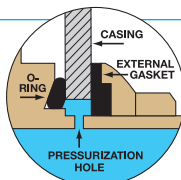
U.S. PAT. NO. 3,847,217

features

- All-American, highest-quality certified red-brass castings and precision machining for years of dependable service.
- Funnel-top female casting and tapered male slide for easier mating in well.
- Unique flanged gasket/collar seals tightly against casing and nipple.
- Your choice of replacement leather seals or PTFE coated O-rings (**X-models**).

PA800LF	1	5-9/16 to 7	800 lbs.	OR-PA800	16	PITLESS ADAPTER (brass, imported) 
PA800SS	1	5-9/16 to 7	800 lbs.	OR-PA800SS	16	

PA800SS	1	5-9/16 to 7	800 lbs.	OR-PA800SS	16	PITLESS ADAPTER (stainless, imported) 
PA800LF	1	5-9/16 to 7	800 lbs.	OR-PA800LF	16	



*For installations requiring a pressurized point of attachment, a small hole between internal and external seals is utilized to maintain positive pressure at seal.

All items individually boxed.

**Feet of Schedule 40 steel pipe filled with water.

^oReplacement pressure seal o-ring (OR) or leather (L)

Campbell Manufacturing, LLC
127 East Spring Street
P.O. Box 207
Bechtelsville, PA 19505-9153
800-523-0224
Fax 610-369-3580



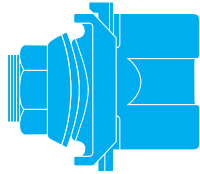


Campbell

Pitless Adapters



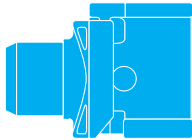
PITLESS ADAPTER (S-series)



U.S. PAT. NO. 3,847,217

part	drop pipe	casing o.d.	will support**	replacement pressure seal ^o	master ctn
S-10LF	1	5-9/16 to 7	1500	L-1	6
S-50LF	1	6-5/8 to 7	1500	L-1	6
S-80LF	1	8-5/8	1500	L-1	6
S-20LF	1-1/4	5-9/16 to 7	1000	L-2	6
S-60LF	1-1/4	6-5/8 to 7	1000	L-2	6
S-120LF	1-1/4	8-5/8	1000	L-2	6
S-70LF	2	6-5/8 to 7	700	L-6	1
S-130LF	2	8-5/8	700	L-6	1
S-140LF	2	10-3/4	700	L-6	1
SP-10LF*	1	5-9/16 to 7	1500	L-1	6
SP-20LF*	1-1/4	5-9/16 to 7	1000	L-2	6
SP-70LF*	2	6-5/8 to 7	700	L-6	1
S-10XLF	1	5-9/16 to 7	1500	OR-26T	6
S-20XLF	1-1/4	5-9/16 to 7	1000	OR-27T	6
S-70XLF	2	6-5/8 to 7	700	OR-28T	1
S-130XLF	2	8-5/8	700	OR-28T	1
S-140XLF	2	10-3/4	700	OR-28T	1
SP-10XLF*	1	5-9/16 to 7	1500	OR-26T	6
SP-20XLF*	1-1/4	5-9/16 to 7	1000	OR-27T	6
SP-70XLF	2	6-5/8 to 7	700	OR-28T	1

PITLESS ADAPTER (SF-series for concrete tile)



U.S. PAT. NO. 3,847,217

SF-10LF	1	-	1500	L-1	6
SF-10XLF	1	-	1500	OR-26T	6
SF-20LF	1-1/4	-	1000	L-2	6
SF-20XLF	1-1/4	-	1000	OR-27T	6
SF-70LF	2	-	700	L-6	1
SF-70XLF	2	-	700	OR-28T	1

Concrete Tile models do not include external gasket, collar, or nut.

DRAIN AND WIRE FITTING



part	discharge	casing o.d.			master ctn
DT-10XLF	1	5-9/16 to 7	-	-	1
DT-80XLF	1	8-5/8	-	-	1
DT-20XLF	1-1/4	5-9/16 to 7	-	-	1
DT-120XLF	1-1/4	8-5/8	-	-	1
DT-70XLF	2	6-5/8 to 7	-	-	1
DT-130XLF	2	8-5/8	-	-	1
DT-140XLF	2	10-3/4	-	-	1

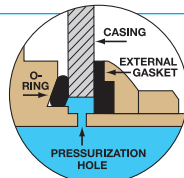
Using the same quality brass castings and pressure-tight internal and external seals as our pitless adapters, this versatile tap fastens to well casing to allow well draining (liquid or gas), electrical cable insertion, bulkhead fitting, and many more uses.

features

- All-American, highest-quality certified red brass castings and precision machining for years of dependable service.
- Solid red brass castings with extra heavy walls make these our most rugged adapters.
- Tapered male and female castings are precision-matched for tight, yet easy-to-service, interlocking connection.
- Molded gasket and solid brass collar are flanged to securely seal both casing and nut.
- Wide, fine-threaded nut accommodates large wrench for tight, low-torque installation.
- Replaceable leather seals or PTFE-coated O-rings (**X-models**) in male casting.

Campbell Manufacturing, LLC
 127 East Spring Street
 P.O. Box 207
 Bechtelsville, PA 19505-9153
 800-523-0224
 Fax 610-369-3580

*For installations requiring a pressurized point of attachment, a small hole between internal and external seals is utilized to maintain positive pressure at seal.



**Feet of Schedule 40 steel pipe filled with water.

^o Replacement pressure seal o-ring (OR) or leather (L)



SF-70XLF

S-130XLF

S-20LF

S-10XLF

DT-10XLF



Campbell

Pitless Adapters



CLA-4000

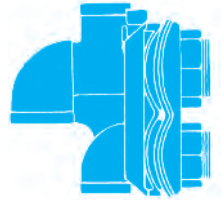
JB-55XLF

BC-10XLF

BA-10XLF

part	drop pipe	casing o.d.	will support**	replacement pressure seals ^o	master ctn	DOUBLE HOLE PITLESS ADAPTER (JB-series)
JB-55LF	1 x 1-1/4	5-9/16 to 7	500	L-1 & L-2	1	
JB-75LF	1 x 1-1/4	8-5/8 to 10-3/4	500	L-1 & L-2	1	
JB-55X-LF	1 x 1-1/4	5-9/16 to 7	500	OR-26T & OR-27T	1	
JB-75XLF	1 x 1-1/4	8-5/8 to 10-3/4	500	OR-26T & OR-27T	1	

Includes hole-marking guide to aid installation.



U.S. PAT. NO. 3,847,217

part	drop pipe	casing o.d.	will support**	replacement pressure seals ^o	master ctn	ACCESSORY PITLESS ADAPTER
BA-10XLF	1	5-9/16 to 7	970	OR-26T	6	
BA-80XLF	1	8-5/8	970	OR-26T	6	
BAP-10XLF*	1	5-9/16 to 7	970	OR-26T	6	

A 1/2" npt accessory tap and a built-in safety rope lug have been added to our popular B-10XLF Pitless Adapter to allow installation of a variety of well accessories. Install pressure relief valve right in well and avoid wet basement if valve pops open. For summer homes, use a drain valve to drain underground lines for winter. For mobile homes, install pressure switch right in well.



U.S. PAT. NO. 3,847,217

part	drop pipe	casing o.d.	will support**	replacement pressure seals ^o	master ctn	CHECK VALVE PITLESS ADAPTER
BC-10XLF	1	5-9/16 to 7	970	OR-26T	6	
BC-80XLF	1	8-5/8	970	OR-26T	6	
BCP-10XLF*	1	5-9/16 to 7	970	OR-26T	6	

Combines a check valve with a pitless adapter to avoid well contamination and extra plumbing costs caused by improper check valve location.

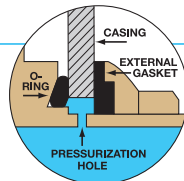


U.S. PAT. NO. 3,847,217

part	drop pipe	casing o.d.	will support**	replacement pressure seals ^o	master ctn	CLAMP-ON PITLESS ADAPTER
CLA-4000	1	4-1/2	-	-	1	
CLA-4100	1-1/4	4-1/2	-	-	1	
CLA-5000	1	5-9/16	-	-	1	
CLA-5100	1-1/4	5-9/16	-	-	1	
CLA-6000	1	6-5/8	-	-	1	
CLA-6100	1-1/4	6-5/8	-	-	1	

Heavy-duty cast steel housing mounts easily and securely to outside of casing, supported by 2 steel lips and fastened by 2 stainless steel U-bolts. Male part is removable to allow full access to well. All parts in contact with water are made from non-corrosive stainless steel and brass.

Torch cutting guide available for easier installation.



*For installations requiring a pressurized point of attachment, a small hole between internal and external seals is utilized to maintain positive pressure at seal.

**Feet of Schedule 40 steel pipe filled with water. X-models feature PTFE-coated O-ring.

^oReplacement pressure seal o-ring (OR) or leather (L)

Campbell Manufacturing, LLC
 127 East Spring Street
 P.O. Box 207
 Bechtelsville, PA 19505-9153
 800-523-0224
 Fax 610-369-3580



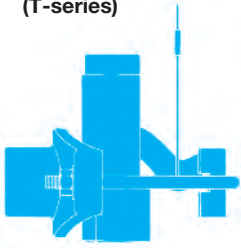


Campbell

Pitless Adapters



CLEAR CASING PITLESS ADAPTER (T-series)



part	drop pipe	casing o.d.	will support*	master ctn
T4X1LF	1	4-1/2	300	1
T4X1 1/4LF	1-1/4	4-1/2	300	1
T4 1/2X1LF	1	4.95	300	1
T4 1/2X1 1/4LF	1-1/4	4.95	300	1

features

- Clear casing design - no internal obstructions when pump is lifted.
- Self-supporting.
- Easy to install and remove.
- All-American, highest quality certified red brass castings and precision machining for years of dependable service.
- Stainless steel U-bolt, washers, nuts, cable, and support strap (extra-wide for superior strength and stability).

T-SERIES SET



C-STYLE



WT-STYLE



SC-STYLE

TC4X1LF	1	4-1/2	300	1
TSC4X1LF	1	4-1/2	300	1
TWT4X1LF	1	4-1/2	300	1
TC4X1 1/4LF	1-1/4	4-1/2	300	1
TSC4X1 1/4LF	1-1/4	4-1/2	300	1
TWT4X1 1/4LF	1-1/4	4-1/2	300	1
TSC4 1/2X1LF	1	4.95	300	1
TSC4 1/2X1 1/4LF	1-1/4	4.95	300	1

For installation convenience, improved inventory control, and economical pricing, combine any of the above T-series Clear Casing Pitless Adapters with your choice of the following Well Caps (from catalog Section L):

- C-style Aluminum Ventilated Well Cap
- WT-style Aluminum Watertight Well Cap
- SC-style Aluminum/ABS (solvent-weld) Watertight Well Cap

HOLE SAW



part	diameter	use for pitless adapters
HS134	1-3/4	S-10, 10X; SP-10, 10X
HS178	1-7/8	B-10, 80, 10X, 80X; BP-10X, S-50, 80; JB-55, 75, 55X, 75X.
HS214	2-1/4	B-20, 120, 20X, 120X; BP-20, 20X, S-20, 60, 120, 20X; SP-20, 20X; JB-55, 75, 55X, 75X, and all T-series.
HS318	3-1/8	S-70, 130, 140, 70X, 130X, 140X; SP-70, 70X.

Constructed of high-speed teeth welded to a tough, non-brittle, alloy body to withstand the heaviest feed pressure without collapsing.

QUICK CHANGE ARBOR



part	diameter	
SA2	-	Arbor and drill
A145D	1/4	Arbor drill only

Allows fast changeover from one hole size to another without the need for additional tools. Driving arbors are heat-treated and virtually indestructible.

Campbell Manufacturing, LLC
127 East Spring Street, P.O. Box 207
Bechtelsville, PA 19505-9153
800-523-0224, Fax 610-369-3580

*Feet of Schedule 40 steel pipe filled with water.



NO LEAD
>0.25% Pb by weighted avg.


TWT4X1LF




TSC4X1LF



TC4X1-1/4LF



HS214



SA2

SYSTEM
SPDS300B

SYSTEM
SPDS300P



Campbell

Guide Rail Sewage Pump Disconnect Systems

N1



part	description	pump discharge	guide rail size
SPDS300B	System*	3 npt	1-1/4
SPDS300B-LF	Lead-free System*	3 npt	1-1/4

BRASS SYSTEM
(for 1-1/4" guide rails)

Includes: Guide Rail Disconnect (SPD300BA) which features non-sparking, corrosion-resistant red brass castings, tapered male slide with PTFE-coated BUNA-N rubber O-ring and pull-rod tapping, and funnel-top female locked with stainless steel set screws; Vinyl-coated steel Top Guide Rail Bracket (MM-19) and Stand-off Bracket (MM-14); and cast red brass Foot with stainless steel set screws (SD FOOT 1 1/4).

SPD300BA	Guide Rail Disconnect	3 npt	1-1/4
SD FOOT 1 1/4	Foot	-	1-1/4
IGRB5	Intermediate Guide Rail Bracket (includes MM14 Stand-off Bracket)	-	1-1/4
MM-19	Top Guide Rail Bracket	-	1-1/4
MM-14	Stand-off Bracket (17-1/2")	-	-



U.S. PAT. NO. 4,564,041

SPDS300P	System*	3 slip	3/4
----------	---------	--------	-----

Includes: High-impact, non-sparking, injection-molded ABS Disconnect (SPD300PA); Vinyl-coated steel Top Guide Rail Bracket (MM-15) and Stand-off Bracket (MM-14); and 2 individual PVC Feet (PF-7). Disconnect and Feet can be solvent-welded to guide rails. (Disconnect can also be attached to guide rails by drilling/bolting or with stainless steel clamps.) For use with horizontal or vertical 3" discharge pumps or where 3" discharge is specified for smaller pumps. Stainless steel cable triangulates to pump cable or chain for a balanced pull.

SPD300PA	Guide Rail Disconnect	3 slip	3/4
PF-7	Feet (set of 2)	-	3/4
MM-15	Top Guide Rail Bracket	-	3/4
MM-14	Stand-off Bracket (17-1/2")	-	-

ABS SYSTEM
(for 3/4" guide rails)




U.S. PAT. NO. 4,564,041

SPDS5	System*	1-1/4 npt	3/4
SPDS5-LF	Lead-free System*	1-1/4 npt	3/4
SPDS6	System*	1-1/2 npt	3/4
SPDS6-LF	Lead-free System*	1-1/2 npt	3/4
SPDS8	System*	2 npt	3/4
SPDS8-LF	Lead-free System*	2 npt	3/4

BRASS SYSTEM
(for 3/4" guide rails)

Includes: Vinyl-coated steel Top Guide Rail Bracket (MM-18) and Stand-off Bracket (MM-14); cast red brass Foot (SD FOOT); and Guide Rail Disconnect (MGRD5, 6, or 8) which features a 60° cut-out in guide rings to allow removable half of disconnect to slide off guide rails without removing top brackets. These popular, proven red brass models offer the same materials and features as the larger "300B."

MGRD5	Disconnect with Cutout	1-1/4 npt	3/4
MGRD6	Disconnect with Cutout	1-1/2 npt	3/4
MGRD8	Disconnect with Cutout	2 npt	3/4
GRD5	Disconnect without Cutout	1-1/4 npt	3/4
GRD6	Disconnect without Cutout	1-1/2 npt	3/4
GRD8	Disconnect without Cutout	2 npt	3/4
SD FOOT	Foot	-	3/4
IGRB3	Intermediate Guide Rail Bracket (includes MM14 Stand-off Bracket)	-	3/4
MM-18	Top Guide Rail Bracket	-	3/4
MM-14	Stand-off Bracket (17-1/2")	-	-



U.S. PAT. NO. 4,564,041

*All components also sold separately (see listings above).
Guide Rails not supplied by Campbell.
All systems and components individually packaged.

Machined from lead-free alloys



Campbell Manufacturing, Inc.
127 East Spring Street
P.O. Box 207
Bechtelsville, PA 19505-0207
800-523-0224
Fax 610-369-3580

SYSTEM SPDS5



Campbell

Non Guide Rail Sewage Pump Disconnects

NON GUIDE RAIL DISCONNECT (for shallow system)



U.S. PAT. NO. 4,564,041

part	pump discharge	will support*
NGRD5	1-1/4 npt	-
Pb NGRD5-LF	1-1/4 npt	-
NGRD6	1-1/2 npt	-
Pb NGRD6-LF	1-1/2 npt	-
NGRD8	2 npt	-
Pb NGRD8-LF	2 npt	-

Rugged red brass castings, patented tapered slide/funnel top, and PTFE-coated O-ring. Designed for shallow installations where the simplicity and economy of an above-level, straight-through connection is desired.

Pb Machined from lead-free alloys

NON GUIDE RAIL DISCONNECT (pitless adapter type)



U.S. PAT. NO. 3,847,217

BF-20X	1-1/4 npt	800 ft.
BF-20XA	1-1/4 npt	800 ft.
SF-70X	2npt	700 ft.
SF-70XA	2npt	700 ft.

This adaptation of the famous Martinson pitless adapter is designed for use in installations requiring extra strength at the point of connection, and features rugged red brass castings and PTFE-coated O-rings. "A" types include a 3/8-16 unc pull-rod tapping, and low-friction tapered slide/funnel top.

CHECK VALVE DISCONNECT



U.S. PAT. NO. 4,702,274

CVD5	1-1/4 npt	-
------	-----------	---

Three fittings in one: Check Valve, Disconnect, and Elbow! Removable half of Disconnect is a 90° Elbow containing a full-opening Flap Check Valve (rated at 150 psi) which seals against a precision-machined face in the red brass Elbow casting. Nitrile flap with stainless steel washers and rivet is easily replaced by removing 3 stainless steel bolts. Ideal for grinder pump installations.

PULL ROD



part	length	material
PR25SS	2-1/2 ft.	416 stainless steel
PR35SS	3-1/2 ft.	416 stainless steel
PR45SS	4-1/2 ft.	416 stainless steel
PR55SS	5-1/2 ft.	416 stainless steel
PR25MS	2-1/2 ft.	mild steel
PR35MS	3-1/2 ft.	mild steel
PR45MS	4-1/2 ft.	mild steel
PR55MS	5-1/2 ft.	mild steel

For use with any disconnect with a 3/8-16 unc pull-rod tap. All rods have a 4" long 90° handle in addition to stated length. Other sizes available upon request.

SF-70X



CVD5



NGRD8

Campbell Manufacturing, Inc.
127 East Spring Street, P.O. Box 207
Bechtelsville, PA 19505-0207
800-523-0224, Fax 610-369-3580



*Feet of schedule 40 steel pipe filled with water.

All systems and components individually packaged.

PR25SS

1500C-15

SPCV1

10JSD 120V WP

H-125/150MT

BSC 125

SPDK1

Campbell

Sump & Sewage Accessories

N3



part	size	fitting	pcs/ctn
SPDK1	1-1/4" x 24'	1-1/4 mpt x 1-1/4 insert	8
SPDK2	1-1/4" x 24'	1-1/4 fpt x 1-1/4 insert	8
SPDK3	1-1/4" x 24'	1-1/2 mpt x 1-1/4 insert	8
SPDK4	1-1/2" x 24'	1-1/2 mpt x 1-1/2 insert	6

Kit includes: one 24 ft. length of highest-quality corrugated polyethylene sump pump tubing, one plastic adapter, and one stainless steel clamp. Individually bagged. Cutting pads at 6 ft. intervals for special applications.

SUMP PUMP DISCHARGE KIT



The following Sump and Sewage Accessories, with complete descriptions and pricing, can be found in other sections of the Campbell catalog:

product

Campbell catalog section

SUMP PUMP CHECK VALVES

G



PVC CHECK VALVES

G



CHECK VALVES

G



FLOAT SWITCHES & PUMP ALARM SYSTEMS

S




Campbell Manufacturing, Inc.
127 East Spring Street, P.O. Box 207
Bechtelsville, PA 19505-0207
800-523-0224, Fax 610-369-3580

Campbell


Tank Tees & Crosses




FTC5-4TLF



STC4-3TSS



FTX4-3LF




STC4-3XTLF



STC4-3LF

LONG SOLID TANK CROSS (brass, double front tap)



part	A tank connect.	B line connect.	C top tap	D front valve tap	E tank leg length	F width	master ctn
STC4-3LF	1 m	1 m x 3/4 f	1/4 f (2)	1/2 f (2)	10	5-1/2	10
STC4-3TLF*	1 m	1 m x 3/4 f	1/4 f (2)	1/2 f (2)	10-1/2	5-1/2	10
STC5-4TLF*	1-1/4 m	1-1/4 m x 1 f	1/4 f (2)	3/4 f (2)	13	5-1/2	10

SOLID TANK TEE (stainless, double front tap)



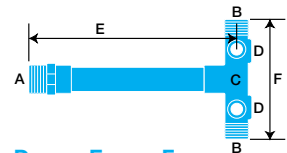
	A	B	C	D	E	F	
STC4-3TSS*	1 m	1 m x 3/4 f	1/4 f (2)	1/2 f (2)	10	5-1/2	10
STC5-4TSS*	1 m	1-1/4 m x 1 f	1/4 f (2)	1/2 f (2)	10	5-1/2	10

LONG SOLID TANK TEE (brass, single front tap)



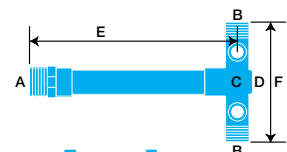
	A	B	C	D	E	F	
STC4-3XTLF*	1 m	1 m x 3/4 f	1/4 f (2)	1/2 f (1)	10	5-1/2	10

LONG FABRICATED** TANK CROSS (double front tap)



	A	B	C	D	E	F	
FTX4-3LF	1 m	1 m x 3/4 f	1/4 f (2)	1/2 f (2)	10	5-1/2	10
FTX4-3X13LF	1 m	1 m x 3/4 f	1/4 f (2)	1/2 f (2)	13	5-1/2	10
FTX4-3X13TLF*	1 m	1 m x 3/4 f	1/4 f (2)	1/2 f (2)	13	5-1/2	10
FTX5-4LF	1-1/4 m	1-1/4 m x 1 f	1/4 f (2)	3/4 f (2)	13	5-1/2	10
FTX5-4TLF*	1-1/4 m	1-1/4 m x 1 f	1/4 f (2)	3/4 f (2)	13	5-1/2	10
FTX5-4X16LF	1-1/4 m	1-1/4 m x 1 f	1/4 f (2)	3/4 f (2)	16	5-1/2	6
FTX5-4X16TLF*	1-1/4 m	1-1/4 m x 1 f	1/4 f (2)	3/4 f (2)	16	5-1/2	6
FTX5-4-3X13TLF*	1-1/4 m	1 m x 3/4 f	1/4 f (2)	1/2 f (2)	13	5-1/2	10
FTX5-4-3X16TLF*	1-1/4 m	1 m x 3/4 f	1/4 f (2)	1/2 f (2)	16	5-1/2	20

LONG FABRICATED** TANK TEE (single front tap)



	A	B	C	D	E	F	
FTC4-3LF	1 m	1 m x 3/4 f	1/4 f (2)	1/2 f (1)	10	5-1/2	24
FTC4-3TLF*	1 m	1 m x 3/4 f	1/4 f (2)	1/2 f (1)	10	5-1/2	24
FTC5-4TLF*	1-1/4 m	1-1/4 m x 1 f	1/4 f (2)	3/4 f (1)	13	5-1/2	10

* "T" models are imported.

**Fabricated Tees made with certified lead-free solder and Type-L copper tubing.

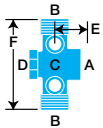


Campbell Manufacturing, LLC
 127 East Spring Street
 P.O. Box 207
 Bechtelsville, PA 19505-9153
 800-523-0224
 Fax 610-369-3580



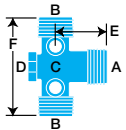
Campbell

Red Brass Tank Tees & Crosses



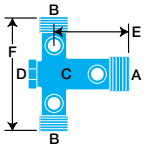
**UNIVERSAL
TANK TEE
(fpt tank connection)**

part	A tank connect.	B line connect.	C top tap	D front valve tap	E tank leg length	F width	master ctn
UTT4-3LF	1 f	1 m x 3/4 f	1/4 f (2)	3/4 f (1)	1-1/4	4-1/4	10
UTT4-3X3LF	1 m	1 m x 3/4 f	1/4 f (2)	3/4 f (1)	4	4-1/4	Bulk
UTT4-3X9LF	1 m	1 m x 3/4 f	1/4 f (2)	3/4 f (1)	10	4-1/4	Bulk



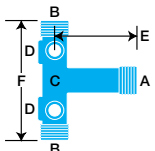
**UNIVERSAL
TANK TEE
(mpt/fpt tank connection)**

A	B	C	D	E	F		
UTT5-4LF	1-1/4 m x 1 f	1-1/4 m x 1 f	1/4 f (2)	3/4 f (1)	2-1/2	4-3/4	10



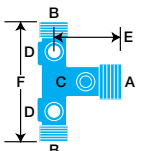
**UNIVERSAL
TANK TEE
(3/4 front tap)**

A	B	C	D	E	F		
TC-125LF	1-1/4 m x 1 f	1-1/4 m x 1 f	1/4 f (3)	3/4 f (1)	3-1/2	5-1/2	24



**UNIVERSAL
TANK CROSS
(mpt tank connection)**

A	B	C	D	E	F		
UTC4-3LF	1 m	1 m x 3/4 f	1/4 f (2)	1/2 f (2)	4	5-1/2	10
UTC5-4LF	1-1/4 m x 1 f	1-1/4 m x 1 f	1/4 f (2)	3/4 f (2)	4	6-1/4	24



**UNIVERSAL
TANK CROSS
(mpt/fpt tank connection)**

A	B	C	D	E	F		
UTC5-4-3LF	1-1/4 m x 1 f	1 m x 3/4 f	1/4 f (2) & Blank (1)	1/2 f (2)	3-3/4	5-11/16	10
UTC5-4-3TLF*	1-1/4 m x 1 f	1 m x 3/4 f	1/4 f (2) & Blank (1)	1/2 f (2)	3-3/4	5-11/16	20



Campbell Manufacturing, LLC
127 East Spring Street, P.O. Box 207
Bechtelsville, PA 19505-9153
800-523-0224, Fax 610-369-3580

*Imported



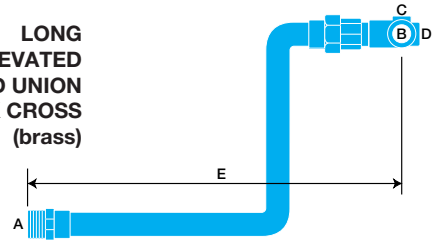
Campbell

Union Tank Crosses




ETC4-3ULF

**LONG
ELEVATED
FABRICATED UNION
TANK CROSS
(brass)**

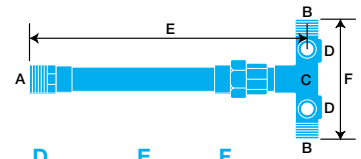


part	A tank connect.	B line connect.	C top tap	D front valve tap	E tank leg length	F width	master ctn
ETC4-3ULF	1 m	1 m x 3/4 f	1/4 f (2)	1/2 f (2)	18	5-1/2	Bulk
ETC5-4ULF	1-1/4 m	1-1/4 m x 1 f	1/4 f (2)	3/4 f (2)	18	5-1/2	Bulk




FTX4-3X13ULF

**LONG
FABRICATED UNION
TANK CROSS
(brass)***

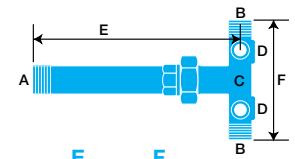


part	A	B	C	D	E	F	master ctn
FTX4-3X13ULF	1 m	1 m x 3/4 f	1/4 f (2)	1/2 f (2)	13	5-3/4	12
FTX5-4X16ULF	1-1/4 m	1-1/4 m x 1 f	1/4 f (2)	3/4 f (2)	16	5-3/4	6



STC4-3USS

**LONG UNION
TANK CROSS
(brass, imported)**

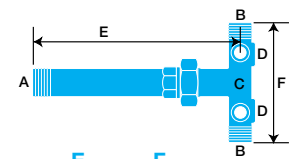


part	A	B	C	D	E	F	master ctn
STC4-3ULF	1 m	1 m x 3/4 f	1/4 f (2)	1/2 f (2)	10	5-1/2	10
STC5-4ULF	1-1/4 m	1-1/4 m x 1 f	1/4 f (2)	3/4 f (2)	13	5-1/2	10



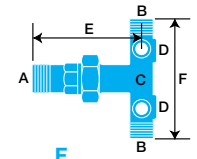
STC4-3USLF

**LONG UNION
TANK CROSS
(stainless steel, imported)**



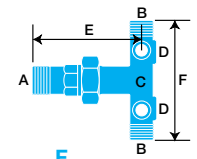
part	A	B	C	D	E	F	master ctn
STC4-3USS	1 m	1 m x 3/4 f	1/4 f (2)	1/2 f (2)	10	5-1/2	10

**SHORT UNION
TANK CROSS
(brass, imported)**



part	A	B	C	D	E	F	master ctn
STC4-3USLF	1 m	1 m x 3/4 f	1/4 f (2)	1/2 f (2)	4-3/4	5-1/2	10

**SHORT UNION
TANK CROSS
(stainless steel, imported)**



part	A	B	C	D	E	F	master ctn
STC4-3USSS	1 m	1 m x 3/4 f	1/4 f (2)	1/2 f (2)	4-3/4	5-1/2	10



Fabricated Tees made with certified lead-free solder and Type-L copper tubing.

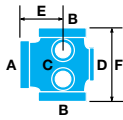
Campbell Manufacturing, LLC
127 East Spring Street
P.O. Box 207
Bechtelsville, PA 19505-9153
800-523-0224
Fax 610-369-3580

* Not for sale in California



Campbell

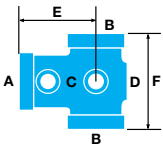
Tank Manifolds & Crosses



TANK MANIFOLD
(red brass)

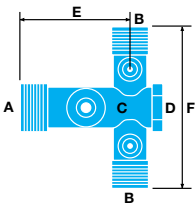
part	A tank connect.	B line connect.	C top tap	D front valve tap	E tank leg length	F width	master ctn.
TM-2LF	3/4 f	1 f	1/4 f (2)	1/2 f (1)	-	2-3/8	6
TM-3LF	3/4 f	1-1/4 f	1/4 f (2)	1/2 f (1)	-	2-3/4	6
TM-12LF	1 f	1 f	1/4 f (2)	1/2 f (1)	-	2-1/2	6
TM-13LF	1-1/4 f	1-1/4 f	1/4 f (2)	3/4 f (1)	-	2-7/8	6

Provides multiple taps at tank for pressure switches (use 3" nipple), gauges, drain valves, relief valves, branch lines, and more. Use TM-12 and TM-13 for simpler installations. High quality, precision machined certified red brass castings. Use with any brand tank and anywhere in piping system, even with tank in place.



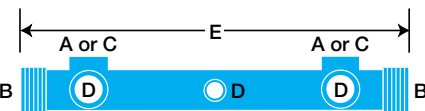
**GALVANIZED
TANK TEE**
(malleable iron, imported)

	A	B	C	D	E	F	
GTC4T	1 f	1 f	1/4 f (2)	1/2 f (1)	2-1/2	3-1/4	Bulk



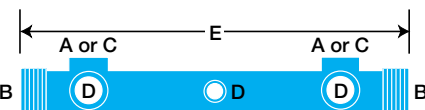
**PVC
TANK CROSS**
(imported)

	A	B	C	D	E	F	
PTC54	1-1/4 m x 1 f	1 m x 3/4 f	1/4 f (2) 1/2 f (1)	3/4 f (1)	3-3/4	5-1/2	Bulk



CONSTANT PRESSURE MANIFOLD
(brass, imported)

part	A tank connection	B line connection	C top taps	D front taps	E overall length	master ctn
CPM5LF*	3/4 f	1-1/4 m x 1 f	3/4 f (2)	3/4 f (2) 1/4 f (1)	13-5/8	Bulk



CONSTANT PRESSURE MANIFOLD
(stainless steel, imported)


part	A tank connection	B line connection	C top taps	D front taps	E overall length	master ctn
CPM5SS*	3/4 f	1-1/4 m x 1 f	3/4 f (2)	3/4 f (2) 1/4 f (1)	13-5/8	Bulk

Campbell Manufacturing, LLC
127 East Spring Street, P.O. Box 207
Bechtelsville, PA 19505-9153
800-523-0224, Fax 610-369-3580

* See page C2 for
Brass Reducing
Bushings needed
for installation.



PTC54



CPM5LF

GTC4T




TM-12LF



TFP 2LF



TFPCP1LF



TFP 27LF

package	tee	switch	bushing/ nipple	gauge	drain valve	relief valve	check valve	ball valve
TFPCP1LF	CPM5SS	-	BTH3-1	PGCBM-1-NL	HBBV3T-LF	RV3NLF	-	-
TFPCP2LF	CPM5LF	-	BTH3-2	PGCBM-1-NL	HBBV3T-LF	RV3NLF	-	-
TFP 2LF	STC4-3TLF	FSG2-A	BN1/4X3	PG1T-NL	BD2-LF	RV2NLF	-	-
TFP 8LF	STC4-3TLF	FSG2M4 A	BN1/4X3	PG1T-NL	BD2-LF	RV2NLF	-	-
TFP 11LF	STC4-3TLF	FSG2-A	BN1/4X3	PG1T-NL	BD2-LF	RV2NLF	CV-4TLF	-
TFP 12-LF	STC4-3TSS	FSG2-C	BN1/4X3	PG1T-NL	HBBV2T-LF	RV2NLF	-	-
TFP 24LF	STC4-3TLF	FSG2M4 A	BN1/4X3	PG1T-NL	BD2-LF	RV2NLF	CV-4TLF	-
TFP 27LF	STC4-3ULF	FSG2-A	BN1/4X3	PG1T-NL	BD2-LF	RV2NLF	-	-
TFP 38LF	FTX5-4LF	FSG2-A	BN1/4X3	PG1T-NL	HBBV3T-LF	RV3NLF	-	-
TFP 39LF	FTX4-3LF	FSG2-A	BN1/4X3	PG1T-NL	HBBV2T-LF	RV2NLF	-	-
TFP 41-LF	STC4-3TSS	FSG2-A	BN1/4X3	PG1T-NL	BD2-LF	RV2NLF	-	-
TFP 46LF	UTC4-3TLF	PS-C	BN1/4X3	PG1T-NL	BD2-LF	RV2NLF	CV-4TLF	-
TFP 51-LF	FTX4-3LF	FSG2-A	BN1/4X3	PG1T-NL	BD2-LF	RV2NLF	-	-
TFP 65SS	STC4-3TSS	FSG2-C	SSNIP1/4X3	PG1T-SS	HBBV2TSS	RV2TSS	-	-
TFP 68LF	STC4-3ULF	FSG2-A	BN1/4X3	PG1T-NL	HBBV2T-LF	RV2NLF	CV-4TLF	BV4T-LF
TFP 69LF	UTC4-3TLF	PS-C	BN1/4X3	PG1T-NL	BD2-LF	-	CV-4TLF	-
TFP 75-LF	STC4-3TLF	FSG2-C	BN1/4X3	PG1T-NL	BD2-LF	RV2NLF	-	-
TFP 83LF	FTX4-3X13LF	FSG2-A	BN1/4X3	PG1T-NL	BD2-LF	RV2NLF	-	-
TFP 96LF	FTX4-3X13LF	FSG2M4 A	BN1/4x3	PG1T-NL	HBBV2T-LF	RV2NLF	CV-4LF	-
TFP 101USS	STC4-3USS	FSG2-A	SSNIP1/4X3	PG1T-NL	HBBV2TSS	RV2TSS	-	-
TFP 125LF	STC4-3TLF	FSG2-C	BN1/4X3	PG1T-NL	-	RV2NLF	CV-4TLF	-
TFP 125SS	STC4-3TSS	FSG2-C	SSNIP1/4X3	PG1T-SS	HBBV2TSS	RV2TSS	CV-4TSS	-
TFP 125USS	STC4-3USS	FSG2-C	SSNIP1/4X3	PG1T-SS	HBBV2TSS	RV2TSS	CV-4TSS	-
TFP 134LF	WMTC4-3LF	PS-A	BN1/4X3	PG1T-NL	BD2-LF	RV2NLF	CV-4TLF	-

Pre-Assembled Tank Fitting Packages on Page O6

All Tank Fitting Packages are individually boxed, with a label listing all components.

[Other Tank Fitting Packages available upon request.](#)



Campbell Manufacturing, LLC
 127 East Spring Street, P.O. Box 207
 Bechtelsville, PA 19505-9153
 800-523-0224, Fax 610-369-3580



Campbell

Pre-Assembled Tank Fitting Packages

STC43ULHKIT-3	component	description
	STC4-3ULF	1" Long Union Tank Tee, Lead-Free Brass
	PS-C	Pressure Switch 40/60
	BN1/4X3	1/4" x 3" Nipple, Lead-Free Brass
	PG1T-L-NL	2" Liquid Gauge, 100 psi, 1/4 Im, Lead-Free
	BD2-LF	1/2" Boiler Drain, Lead-Free Brass
	RV2N100-LF	1/2" Relief Valve, 100 psi, Lead-Free Brass
	CV-4TLF	1" Check Valve, Lead-Free Brass
	BV4T-LF	1" Threaded Ball Valve, Lead-Free Brass
	MAB 4TLF	1" Male Adapter, Lead-Free Brass

TFPCPMSSWB	component	description
	CPM5SS	Constant Pressure Manifold, Stainless Steel
	CPMBRACKETKIT	Mounting Bracket Kit
	SSNIP1X2	1" x 2" Nipple, Stainless Steel
	PGCBM-1-SS	2" Dry Gauge, 100 psi, 1/4 cbm, Stainless Steel
	HBBV3TSS	3/4" Hose Bibb, Stainless Steel
	RV3N100SS	3/4" Relief Valve, 100 psi, Stainless Steel
	CV-4TSS	1-1/4" Check Valve, Stainless Steel
	BV4TSS	1-1/4" Threaded Ball Valve, 1000 wog, Stainless
	RBSS3-1F	3/4" x 1/4" Red Bushing, Stainless Steel

WMTCKIT	component	description
	WMT4-3LF	WellMate Tank Tee, Lead-Free Brass
	PS-C	Pressure Switch 40/60
	BN1/4X3	1/4" x 3" Nipple, Lead-Free Brass
	PG1T-L-NL	2" Liquid Gauge, 100 psi, 1/4 Im, Lead-Free
	BD2-LF	1/2" Boiler Drain, Lead-Free Brass
	RV2N100-LF	1/2" Relief Valve, 100 psi, Lead-Free Brass
	CV-4TLF	1" Check Valve, Lead-Free Brass
	BV4T-LF	1" Threaded Ball Valve, Lead-Free Brass
	MAB 4TLF	1" Male Adapter, Lead-Free Brass



- Fully pre-assembled and boxed to save you time and money
- Factory-tested to 85 psi
- Certified and tagged "Lead-Free", with a complete list of components on back (See left)
- Proudly assembled and tested in the USA
- One year warranty on all parts to give your customers peace-of-mind
- See Unassembled Tank Fitting Packages on Page 05
- **Other Tank Fitting Packages available upon request**

Campbell Manufacturing, LLC
 127 East Spring Street, P.O. Box 207
 Bechtelsville, PA 19505-9153
 800-523-0224, Fax 610-369-3580



STC43ULHKIT-3



TFPCPMSSWB



WMTCKIT

Campbell Well Points



S36-60

SWDC5

MDC5

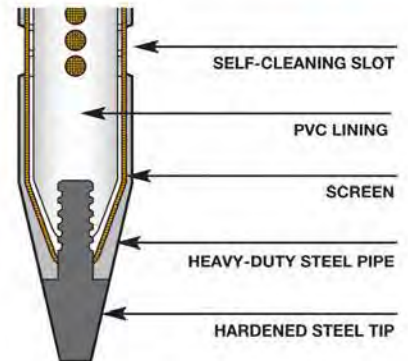
WELL POINT

part	size	length	gauze	screen material	pcs/ctn
S24-60	1-1/4	24	60	stainless steel	Bulk
S30-60	1-1/4	30	60	stainless steel	Bulk
S36-60	1-1/4	36	60	stainless steel	Bulk
S48-60	1-1/4	48	60	stainless steel	Bulk
S60-60	1-1/4	60	60	stainless steel	Bulk
S24-80	1-1/4	24	80	stainless steel	Bulk
S30-80	1-1/4	30	80	stainless steel	Bulk
S36-80	1-1/4	36	80	stainless steel	Bulk
S48-80	1-1/4	48	80	stainless steel	Bulk
S24-100	1-1/4	24	100	stainless steel	Bulk
S30-100	1-1/4	30	100	stainless steel	Bulk
S36-100	1-1/4	36	100	stainless steel	Bulk
S48-100	1-1/4	48	100	stainless steel	Bulk
S236-60	2	36	60	stainless steel	Bulk
S248-60	2	48	60	stainless steel	Bulk
S260-60	2	60	60	stainless steel	Bulk
S236-80	2	36	80	stainless steel	Bulk
S248-80	2	48	80	stainless steel	Bulk
S236-100	2	36	100	stainless steel	Bulk
S248-100	2	48	100	stainless steel	Bulk
S260-100	2	60	100	stainless steel	Bulk



features

- Flush point for less friction resistance and easier driving. Easily passes through well casing and drive shoe.
- Self-flushing, chamfered, half-moon slots eliminate clay build-up.
- Internal screen for added protection against damage when driving.
- Engineered for use in most types of soil.
- Corrosion-resistant electro-galvanized steel pipe body.
- No welded seams on screen.
- NSF-approved PVC pipe lining.
- Can be used as a drive point, suction strainer, or jet pump installation (shallow or deep well).



part	size	pcs/ctn	SHALLOW WELL DRIVE COUPLING (imported)
SWDC5	1-1/4	40	
SWDC8	2	20	

Heavy galvanized steel design to provide extra strength. Taper-tapped 3/4" per foot on diameter, reamed, and drifted. Individually boxed.



part	size	pcs/ctn	DRIVE CAP
MDC5	1-1/4	Bulk	
MDC8	2	Bulk	

Malleable iron for extra strength and durability. Vented in top.





Campbell

Pitcher Pumps

PLASTIC HAND-LIFT PUMP



part	pipe size	cylinder size	discharge	pcs/pkg
WP2	2 fpt	3	1-1/2 slip	Bulk

features

- Made of rugged, reinforced, engineering thermoplastic with stainless steel plunger rod.
- Strong, high impact resistant yet lightweight (only 3 lbs.).
- Will not rust, corrode, or wear.
- Sanitary-closed design reduces entry of potential contaminants.
- Versatile – ideal for monitoring wells, test wells, bilge pump, transfer pump, or any general purpose pumping application. Will pump a wide variety of liquids (maximum lift: 30 ft.).
- Cup, molded from a polyester elastomer, will not wear, distort, or dry out and is bacterially inert, resistant to rot, mildew, corrosion, salt, water, and most chemicals.
- Can pump 1/3 more volume than conventional hand pump of the same size (up to 10 GPM).

OPTIONAL PARTS

part	size	description
WP2-BASE	4 x 3 slip	ABS Base Flange
40RB6SX4F	1-1/2 slip x 1 fpt	PVC Reducing Bushing
TRB8-5	2 mpt x 1-1/4 fpt	PVC Threaded Reducing Bushing

PITCHER PUMP (no. 2)



part	pipe size	cylinder size	discharge	pcs/pkg
PP2	1-1/4 fpt	3	–	1

features

- Heavy-duty cast iron pump.
- Cap is adjustable for a wide range of handle positions.
- Recommended for shallow well applications to 30 feet deep.
- Pump will self-drain if handle is left in up position and foot valve is removed.

PITCHER PUMP REPLACEMENT PARTS

part	description
PP2-PA	Plunger assembly
PP2-F	Valve leather & weight assembly
700 3-1/2 x 3	Valve leather
704 3 x 2	Cup leather

WP2
(with optional
WP2-BASE)



PP2



706 2-1/2 x 1-5/8



702 2x1-5/16



704 3x2



706 2x1-5/16



704 2x1-5/16



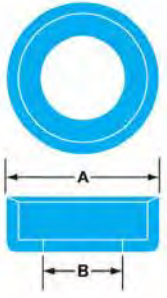
702 1-1/2x3/8

Campbell Cup Leathers



part	A cylinder i.d.	B hole size	pcs/pkg
702 1 x 3/8	1	3/8	12
702 1-1/8 x 3/8	1-1/8	3/8	12
702 1-3/8 x 3/8	1-3/8	3/8	12
702 1-1/2 x 3/8	1-1/2	3/8	12
702 1-5/8 x 3/8	1-5/8	3/8	12
702 2 x 1-5/16	2	1-5/16	12
702 2-1/4 x 1-3/8	2-1/4	1-3/8	12
702 2-1/2 x 1-5/8	2-1/2	1-5/8	12
702 3 x 2	3	2	12
702 3-1/4 x 2-1/8	3-1/4	2-1/8	12

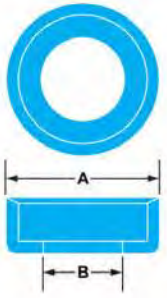
**CUP LEATHER
(universal)**



Untreated leathers of excellent quality made from high-grade, oak-tanned, unwaxed stock. For use with pitcher pumps, jet packers, lower check valves on open-type cylinders, and any other application requiring a stationary seal.

part	A cylinder i.d.	B hole size	pcs/pkg
704 1-13/16 x 1-3/16	1-13/16	1-3/16	12
704 2 x 1-5/16	2	1-5/16	12
704 2-3/4 x 1-7/8	2-3/4	1-7/8	12
704 3 x 2	3	2	12
704 4 x 3	4	3	12

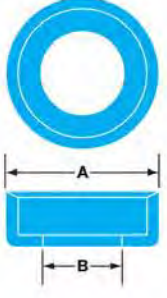
**CUP LEATHER
(oil fill)**



Formed from high-grade, premium-select, oak-tanned leather with flesh side out and oil treated. Used in cylinders and piston pumps. Oil fill waterproofs, reduces swelling, and preserves leather.

part	A cylinder i.d.	B hole size	pcs/pkg
706 1-3/4 x 1-1/8	1-3/4	1-1/8	12
706 2 x 1-5/16	2	1-5/16	12
706 2-1/4 x 1-1/2	2-1/4	1-1/2	12
706 2-1/2 x 1-5/8	2-1/2	1-5/8	12
706 2-3/4 x 1-7/8	2-3/4	1-7/8	12
706 3 x 2	3	2	12

**CUP LEATHER
(black perfection)**



Formed from highest-grade, oak-tanned leather with hair side out. Wax treated to produce a hard polished finish. Used in deep well cylinders because of its durability under high pressure.

Other leathers available upon request.

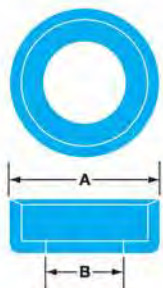
Campbell Manufacturing, Inc.
127 East Spring Street, P.O. Box 207
Bechtelsville, PA 19505-0207
800-523-0224, Fax 610-369-3580



Campbell

Leathers & Drive Shoes

CUP LEATHER (waterproof)



part	A cylinder i.d.	B hole size	pcs/ctn
711 1 x 3/8	1	3/8	12
711 1-1/8 x 3/8	1-1/8	3/8	12
711 1-1/4 x 1/2	1-1/4	1/2	12
711 1-1/4 x 5/8	1-1/4	5/8	12
711 1-3/8 x 3/8	1-3/8	3/8	12
711 1-1/2 x 5/8	1-1/2	5/8	12
711 1-13/16 x 1-3/16	1-13/16	1-3/16	12
711 1-7/8 x 1-3/16	1-7/8	1-3/16	12
711 1-7/8 x 1-1/4	1-7/8	1-1/4	12
711 2 x 5/8	2	5/8	12
711 2 x 1-1/4	2	1-1/4	12
711 2 x 1-5/16	2	1-5/16	12
711 2-1/4 x 1-3/8	2-1/4	1-3/8	12
711 2-1/2 x 1-1/4	2-1/2	1-1/4	12
711 2-1/2 x 1-5/8	2-1/2	1-5/8	12
711 2-3/4 x 1-7/8	2-3/4	1-7/8	12
711 3 x 2	3	2	12
711 3-1/2 x 2-1/2	3-1/2	2-1/2	12
711 4 x 3	4	3	12

Our most popular leather. Formed of high-grade, oak-tanned leather with hair side out and treated in oil for waterproofing, these leathers are recommended for industrial, shallow well, and other applications where the waterproof feature is desired.

Other leathers available upon request.

VALVE LEATHER



part	cylinder o.d.	cylinder i.d.	pcs/ctn
700 3 x 2-1/2	3	2-1/2	12
700 3-1/4 x 2-3/4	3-1/4	2-3/4	12
700 3-1/2 x 3	3-1/2	3	12
700 4 x 3-1/2	4	3-1/2	12

Lower valve leather made from heavy, uniform stock.

Other leathers available upon request.

DRIVE SHOE (weld-on cable tool style)



part	nominal casing size	casing o.d.	shoe o.d.	shoe i.d.	shoe length	pcs/ctn
DS4W	4	4-1/2	5.000	4-1/16	3-3/4	Bulk
DS5W	5	5-9/16	6.050	5-3/32	4-3/4	Bulk
DS6W	6	6-5/8	7.390	6-1/8	5-3/4	Bulk
DS6-1/4W	6-1/4	6-5/8	7.390	6-9/32	5-1/4	Bulk
DS8W	8	8-5/8	9.625	8-1/8	8	Bulk

features

- Uniform, heat-treated hardness on cutting edge for consistent performance.
- Highest quality seamless steel tube (to A.P.I. and ASTM specs) won't crack or split.
- Precision concentric machining assures straight setting in well.
- Zinc-plated and painted to enhance appearance and corrosion-resistance.
- Other sizes available upon request.

Campbell Manufacturing, Inc.
127 East Spring Street, P.O. Box 207
Bechtelsville, PA 19505-0207
800-523-0224, Fax 610-369-3580



DS4W



711 3x2

700 3-1/2x3

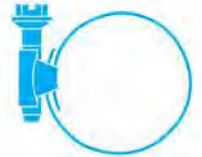


711 1-1/2x3/8



part	clamp diameter (min.)	clamp diameter (max.)	pcs/box	master ctn
5006	3/8	7/8	10	200
5008	7/16	1	10	200
5010	1/2	1-1/16	10	500
5012	1/2	1-1/4	10	500
5016	3/4	1-1/2	10	500
5020	3/4	1-3/4	10	500
5024	1	2	10	500
5032	1-9/16	2-1/2	10	500
5056	2-1/8	4	10	100
5064	2-5/8	4-1/2	10	100
5072	3-1/8	5	10	100
50104	4	7	10	100

HY-GEAR (50-series)



300-series stainless steel 9/16" band and housing with zinc-plated carbon steel 5/16" slotted hex-head screw.

5406	3/8	7/8	10	500
5408	7/16	1	10	500
5410	1/2	1-1/16	10	500
5412	1/2	1-1/4	10	500
5416	3/4	1-1/2	10	500
5420	3/4	1-3/4	10	500
5424	1	2	10	500
5432	1-9/16	2-1/2	10	500
5440	1-1/8	3	10	200
5456	2-1/8	4	10	100

COMBO-HEX (54-series)



300-series stainless steel 9/16" band and housing with zinc-plated carbon steel 3/8" slotted hex-head screw.

56116	2	7-3/4	Bulk	50
56128	2-5/16	8-1/2	Bulk	250
56152	2-5/16	10	Bulk	250
56188	2-5/16	12	Bulk	250

SNAP-LOCK (56-series)



300-series stainless steel 9/16" band with zinc-plated carbon steel 5/16" slotted hex-head, swivel-action screw, and bridge.

62604	1/4	5/8	10	1000
62606	5/16	7/8	10	1000

ALL STAINLESS MICRO-GEAR (62M-series)



300-series stainless steel 5/16" band and housing with 300-series stainless steel 1/4" slotted hex-head screw.

6204	1/4	5/8	10	1000
6206	5/16	7/8	10	1000

MICRO-GEAR (62P-series)



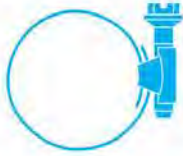
300-series stainless steel 5/16" band and housing with zinc-plated carbon steel 1/4" slotted hex-head screw.



Campbell

IDEAL Clamps

ALL STAINLESS HY-GEAR (63-series)



part	clamp diameter (min.)	clamp diameter (max.)	pcs/box	master ctn
6306	3/8	7/8	10	200
6308	7/16	1	10	200
6310	1/2	1-1/16	10	500
6312	1/2	1-1/4	10	500
6316	3/4	1-1/2	10	500
6320	3/4	1-3/4	10	500
6324	1	2	10	200
6328	1-5/16	2-1/4	10	200
6332	1-9/16	2-1/2	10	500
6336	7/8	2-3/4	10	200
6340	1-1/8	3	10	200
6344	1-5/16	3-1/4	10	200
6348	1-5/8	3-1/2	10	200
6352	1-7/8	3-3/4	10	100
6356	2-1/8	4	10	100
6364	2-5/8	4-1/2	10	100
6372	3-1/8	5	10	100
6380	3-5/8	5-1/2	10	100
6388	4-1/4	6	10	100
63104	4	7	10	100
63128	2-1/2	8-1/2	Bulk	50
63140	2-1/2	9-1/4	Bulk	50
63152	2-1/2	10	Bulk	50
63164	2-1/2	10-3/4	Bulk	50
63176	2-1/2	11-1/2	Bulk	50
63188	2-1/2	12-1/4	Bulk	50
63208	2-1/2	13-1/4	Bulk	50
63224	2-1/2	14-1/2	Bulk	50
63248	2-1/2	16	Bulk	50

300-series stainless steel 9/16" band and housing with 300-series stainless steel 5/16" slotted hex-head screw. A marine-grade quality clamp designed for corrosive environments. High nickel alloy stainless steel meets the demands of in-ground and underwater applications.

ALL STAINLESS HY-GEAR (64-series)



6406	3/8	7/8	10	200
6408	7/16	1	10	200
6410	1/2	1-1/16	10	500
6412	1/2	1-1/4	10	500
6416	3/4	1-1/2	10	500
6420	3/4	1-3/4	10	500
6424	1	2	10	500
6428	1-5/16	2-1/4	10	500
6432	1-9/16	2-1/2	10	500
6436	7/8	2-3/4	10	200
6440	1-1/8	3	10	200
6444	1-5/16	3-1/4	10	200
6448	1-5/8	3-1/2	10	200
6452	1-7/8	3-3/4	10	100
6456	2-1/8	4	10	100
6464	2-5/8	4-1/2	10	100
6472	3-1/8	5	10	100
6480	3-5/8	5-1/2	10	100
6488	4-1/4	6	10	100
6496	4-3/4	6-1/2	10	100
64104	4	7	10	100

300-series stainless steel 9/16" band and housing with 400-series stainless steel 3/8" slotted hex-head screw.



6310



6328



6472



63164



6420



6406

Campbell IDEAL Clamps



6852

68104

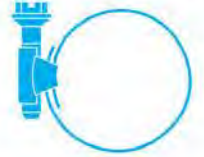
6920

6972

6820

part	clamp diameter (min.)	clamp diameter (max.)	pcs/box	master ctn
6806	3/8	7/8	10	200
6808	7/16	1	10	200
6810	1/2	1-1/16	10	500
6812	1/2	1-1/4	10	500
6816	3/4	1-1/2	10	500
6820	3/4	1-3/4	10	500
6824	1	2	10	500
6828	1-5/16	2-1/4	10	500
6832	1-9/16	2-1/2	10	500
6836	7/8	2-3/4	10	200
6840	1-1/8	3	10	200
6844	1-5/16	3-1/4	10	200
6848	1-5/8	3-1/2	10	200
6852	1-7/8	3-3/4	10	100
6856	2-1/8	4	10	100
6864	2-5/8	4-1/2	10	100
6872	3-1/8	5	10	100
6880	3-5/8	5-1/2	10	100
6888	4-1/4	6	10	100
6896	4-3/4	6-1/2	10	100
68104	4	7	10	100
68116	5-7/8	7-3/4	Bulk	50

ALL STAINLESS
HY-GEAR
(68-series)



300-series stainless steel 9/16" band and housing with 400-series stainless steel 5/16" slotted hex-head screw.

6920	11/16	1-3/4	50	500
6932	11/16	2-5/8	50	500
6972	1-3/4	5	50	50

ALL STAINLESS
LOX-ON
(69-series)



300-series stainless steel 1/2" band and housing with 300-series stainless steel 5/16" slotted hex-head screw.



part	socket sizes	pcs/pkg	master ctn
9999V	1/4" (6.35mm) 5/16" (7.94mm)	1	100

FLEXIBLE
HOSE CLAMP
DRIVER

Flexible shaft bends up to 90° to work in those hard-to-reach places. Features "no-slip-grip" handle and reversible socket for driving both mini and standard hose clamp screw heads.



Campbell Manufacturing, Inc.
127 East Spring Street, P.O. Box 207
Bechtelsville, PA 19505-0207
800-523-0224, Fax 610-369-3580



Campbell

IDEAL Clamps

SINGLE EAR PINCH CLAMPS (61-series)



part	clamp diameter (open)	clamp diameter (closed)	pcs/bag	master ctn
61198	0.779	0.669	100	2000
61210	0.827	0.716	100	2000
61256	1.008	0.898	250	2500
61271	1.067	0.945	250	2500
61316	1.244	1.122	250	2500
61331	1.303	1.181	250	2500
61346	1.362	1.240	250	2500
61410	1.614	1.492	100	2500
61425	1.673	1.551	100	2500
61485	1.909	1.787	100	2000

Designed to fit most popular polyethylene and polybutylene water service lines. "Ideal" for sprinkler systems, irrigation systems, and other low-pressure applications, such as vacuum hose and vending machines.

features

- 300-series stainless steel
- Welded construction for superior strength
- Quick, easy installation with JPT Tool and most other clinching tools
- Permanent, tamperproof 360° seal

STRAIGHT JAW PINCHING TOOL



part	size	pcs/ctn	master ctn
JPT	For all above Pinch Clamp sizes	1	15

For quick, easy, secure installation of Campbell Pinch Clamps.



JPT



61410



61331



61271



61198

TSR3000

BSR1000

Campbell

Installation Accessories



part	drop pipe	casing i.d.	pcs/pkg	SELF-CLAMPING WIRE & PIPE PROTECTOR
WG-100	1	4 to 6	48	
WG-125	1-1/4	4 to 6	48	

Slips around pipe when needed, squeezes together with a pair of pliers and stays put ... without tape or hose clamps. Won't slip, slide, float, or tilt.


- Molded, one-piece construction of virgin thermoplastic resin.
- Two large, snap-in holes to isolate wire and safety rope.
- Smooth edges to avoid damage to electrical cable.
- Open areas in design prevent "piston action" when pulling pump.
- Ready for use in 6" well casings (adaptable to 4" and 5" installations by cutting off tabs.)
- Fits standard galvanized pipe and 125-200 lb. poly pipe.



U.S. PAT. NO. 6,595,284
CAN. PAT. NO. 1,205,738

part	drop pipe	casing i.d.	pcs/pkg	SNAP-IN CABLE GUARD
WG-6	1 or 1-1/4	4 to 6	100	

Molded polyethylene cable guards protect submersible wire from abrading against sides of well. Easy snap-in feature eliminates need for "fishing" wires through holes.



part	size	length	pcs/pkg	master ctn	CABLE TIE
CT100	1 to 1-1/4	8	100	—	
CT200	1-1/2 to 4	15-1/2	100	—	

Natural color nylon.
NOTE: Must be ordered in package quantities..

part	drop pipe	casing i.d.	pcs/pkg	TORQUE STOP (flexible pvc)
TS-48	1 to 2	4 to 8	12	

Installed directly above submersible pump to protect pump from starting torque damage. Injection molded from FDA-approvable PVC. Includes 2 stainless steel clamps.



part	drop pipe	casing i.d.	pcs/pkg	TORQUE RESISTOR (buna-n rubber)
TRC	1 to 2	4 to 8	28	

Installed directly above submersible pump to protect pump from starting torque damage. Includes 2 stainless steel clamps.



part	diameter	type	length	tensile strength	SAFETY ROPE (polypropylene)
BSR500	1/4 in.	braided	500 ft.	1000 lb.	
BSR1000	1/4 in.	braided	1000 ft.	1000 lb.	
BSR3000	1/4 in.	braided	3000 ft.	1000 lb.	
TSR500	1/4 in.	twisted	500 ft.	1000 lb.	
TSR1000	1/4 in.	twisted	1000 ft.	1000 lb.	
TSR3000	1/4 in.	twisted	3000 ft.	1000 lb.	
ESR500	7/32 in.	braided	500 ft.	700 lb.	
ESR1000	7/32 in.	braided	1000 ft.	700 lb.	

Individually cartoned.

TRC

TS-48

WG-6

CT100

WG-100

Campbell Manufacturing, LLC
127 East Spring Street, P.O. Box 207
Bechtelsville, PA 19505-9153
800-523-0224, Fax 610-369-3580



Campbell

Installation Accessories

PRESSURE GAUGE



part	face diam.	range	connection	pcs/ctn	master ctn
PG1T-NL	2	0-100	1/4 lm	1	100
PG1T-SS	2	0-100	1/4 lm	1	100
PG1 1/8T-NL	2	0-100	1/8 lm	1	Bulk
PG2T-NL	2	0-200	1/4 lm	1	100
PG2T-SS	2	0-200	1/4 lm	1	100
PG3T-NL	2	0-30	1/4 lm	1	100
PG4T-NL	2	0-60	1/4 lm	1	100
PG5T-NL	2	0-160	1/4 lm	1	Bulk
PG6T-NL	2	0-300	1/4 lm	1	Bulk
PG9T-NL	2-1/2	0-30	1/4 lm	1	Bulk
PG11T-NL	2-1/2	0-100	1/4 lm	1	Bulk
PG13T-NL	2-1/2	0-200	1/4 lm	1	Bulk
PG14T-NL	2-1/2	0-300	1/4 lm	1	Bulk
PG20T-NL	2	0-15	1/4 lm	1	Bulk
PGV-NL	2	30VAC	1/4 lm	1	100
PGCBM-0-NL	2	0-100	1/8 cbm	1	100
PGCBM-1-NL	2	0-100	1/4 cbm	1	100
PGCBM-1-SS	2	0-100	1/4 cbm	1	100
PGP1-NL	2	0-100	1/4 lm	1	100

All gauges have steel cases and brass (NL) or stainless steel (SS) connections (except PGP1 which has a plastic case). Gauge lenses are glass or polycarbonate.


PRESSURE GAUGE (liquid-filled)



PG1T-L-NL	2	0-100	1/4 lm	1	100
PG3T-L-NL	2	0-30	1/4 lm	1	100
PG10T-L-NL	2-1/2	0-60	1/4 lm	1	50
PG11T-L-NL	2-1/2	0-100	1/4 lm	1	
PG12T-L-NL	2-1/2	0-160	1/4 lm	1	50
PG13T-L-NL	2-1/2	0-200	1/4 lm	1	50
PG14T-L-NL	2-1/2	0-300	1/4 lm	1	50
PG15T-L-NL	2-1/2	0-400	1/4 lm	1	50
PGCBM-1-L-SS	2	0-100	1/4 cbm	1	100
PGVLSS	2	30VAC	1/4 lm	1	100

Glycerine-filled to reduce vibration. Stainless steel case, polycarbonate lens, and brass connection.

TOP GUIDE



part	drop pipe	casing i.d.	pcs/ctn	master ctn
TG4A	1	4	Bulk	-
TG4B	1-1/4	4	Bulk	-
TG4 1/2A	1	4-1/2	Bulk	-
TG4 1/2B	1-1/4	4-1/2	Bulk	-
TG4 1/2T*	1	4-1/2	Bulk	-
TG5A	1	5	Bulk	-
TG5B	1-1/4	5	Bulk	-
TG5 5/8A	1	5-5/8	Bulk	-
TG5 5/8B	1-1/4	5-5/8	Bulk	-
TG5 5/8P**	1	5-5/8	Bulk	-
TG5 5/8T*	1	5-5/8	Bulk	40
TG6A	1	6	Bulk	-
TG8A	1	8	Bulk	-

Made from molded styrene butadiene rubber.

* Imported.

** TG5 5/8P is molded from FDA-approvable PVC

Campbell Manufacturing, LLC
127 East Spring Street
P.O. Box 207
Bechtelsville, PA 19505-9153
800-523-0224, Fax 610-369-3580

All gauges are imported.



PG13T-L-NL

PG11T-NL



PGP1-NL



PG3T-NL

PG1T-NL



PGCBM-1-L-SS



PG1T-L-NL

PG1T-SS



PGCBM-0-NL





AV120IND

UK 1IND

AV 100FIND

AV80IND

AV30 3AIND



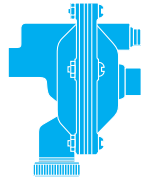
Campbell

Air Volume Controls



part	tank size	pcs/ctn
AV30IND	to 42 gal.	1
AV42IND	to 70 gal.	1
AV80IND	to 120 gal.	1
AV120IND	to 220 gal.	1

AIR VOLUME CONTROL (repairable)



Maximum working pressures not to exceed 100 psi.

Designed to maintain proper water pressure and prolong pump life by reducing cycling frequency. Made of zinc, die-cast construction with a BUNA-N diaphragm. Can be used on jet, centrifugal, and rotary pumps.


part	pcs/ctn
AV30 3AIND	1
AV42 3AIND	1
AV80 3AIND	1
AV120 3AIND	1

REPAIR KIT

Includes diaphragm, springs, screws, nuts, ball, and seal needed for quick and easy repair.

AV 45IND	to 42 gal.	1
AV 45FIND	to 42 gal.	1
AV 100IND	to 120 gal.	1
AV 100FIND	to 120 gal.	1

AIR VOLUME CONTROL (non-repairable)



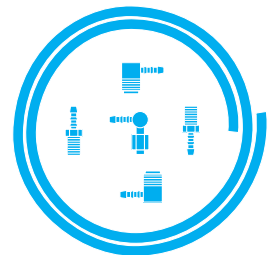
Maximum working pressures not to exceed 100 psi.

Made of zinc-electroplated steel. The AV-100 incorporates a ball check valve so it can be universally used on tank sizes from 12 to 120 gallons and function properly with a minimum amount of vacuum, or in areas where high water tables may be a problem.

UK 1IND	1
---------	---

AIR VOLUME CONTROL INSTALLATION KIT

Contains all the fittings and polyethylene tubing to install any Brady control or pressure switch.





Campbell

Installation Accessories

AIR VOLUME CONTROL (Ametek)

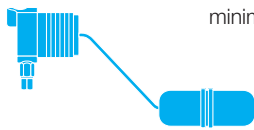
part	tank connect	gauge connect	type	pcs/pkg	master ctn
WJAVC-LF	1-1/4 mpt	1/4 fpt	deep well	1	50
LAVC-LF	1-1/4 mpt	1/4 fpt	shallow well	1	50



Zinc die-cast housing with plastic float mounted on solid brass rod.

AIR VOLUME CONTROL (Penn)

PENN-WJ	1-1/4 mpt	1/4 fpt	deep well	1	Bulk
PENN-WJ-H1*	1-1/4 mpt	1/4 fpt	deep well	1	Bulk

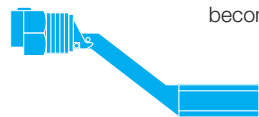


All internal operating parts are constructed of brass to minimize corrosion.

* Provided with minimum pressure release regulator (releases air to atmosphere only when tank pressure is over 25 lbs.)

AIR VOLUME CONTROL (Robertshaw-Invensys)

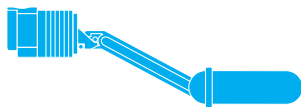
AE100	1-1/4 mpt	1/4 fpt	deep well	1	49
-------	-----------	---------	-----------	---	----



Non-metallic construction. Except for phosphor-bronze spring, entire control is made of lightweight, corrosion-resistant NSF-approved plastics. Unsinkable plastic float will never become waterlogged.

AIR VOLUME CONTROL (Brady)

BAR125IND	1-1/4 mpt	1/4 fpt	deep well	1	Bulk
-----------	-----------	---------	-----------	---	------



Made of ABS plastic, features float with removable arm. Release valve is fully adjustable from 0-40 psi (Factory preset at 20 psi).

AIR CHARGER



part	tank size	pcs/ctn	master ctn
AC1	Air Charger	to 82 gal.	1 Bulk
AC1K	Installation Kit	-	1 Bulk
includes 5 ft. of 1/4" poly tubing and two 1/4" male x barb brass adapters			
AC1C	Air Charger & Installation Kit	to 82 gal.	1 Bulk

Domestic air volume control for jet systems. Simple, corrosion-resistant construction – no flexing diaphragm or metal springs to malfunction.

Campbell Manufacturing, LLC
127 East Spring Street, P.O. Box 207
Bechtelsville, PA 19505-9153
800-523-0224
Fax 610-369-3580



AC1C

BAR125IND

WJAVC-LF

AE100

PENN-WJ

PP-T

PP-T

PMB1

PH625

PPC4

DPVG

TL3

Campbell

Installation Tools & Accessories

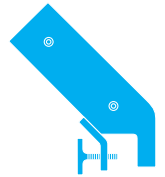


part
PP-T

pcs/pkg
Bulk

PIPE PULLER

For easier installation and removal of submersible pumps hung on flexible polyethylene pipe. Sets quickly on 5-5/8" to 8" casing and is secured by a tee bolt. Painted steel body with urethane rollers.



PH625 for 1" to 2" drop pipe

Bulk

PIPE HOLDER

Holds drop pipe being lifted from or lowered into well. The concave, corrugated clamping surfaces reduce pipe slipping. Accommodates pipe sizes from 1" thru 2" with simple screw adjustment. Mounted on solid 2" thick base. Non-shock load limit: 2000 lbs.

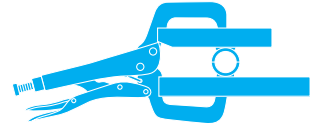


DPVG for 1" to 1-1/4" poly drop pipe

Bulk

DROP PIPE VISE GRIP

Handy tool for installing or removing drop pipe. Steel vise-type grip. Non-shock load limit: 1000 lbs.




PPC4 for 1" plastic pipe
PPC5-6 for 1-1/4" and 1-1/2" plastic pipe

Bulk
Bulk

PLASTIC PIPE CUTTER

PPCB4 replacement blade for PPC4
PPCB5 replacement blade for PPC5
PPCB6 replacement blade for PPC6
PPCB5-6 replacement blade for PPC5-6

Bulk
Bulk
Bulk
Bulk




part **dimensions**
PMB1 7-1/2 x 9-1/8 x 1-15/16

pcs/ctn
1

PUMP MOUNTING BRACKET

Universal style fits most pumps. Easily installed on top of tank. Zinc-plated steel with plastic feet to protect surface of tank. Hardware included. Individually cartoned.



part
TL3

pcs/bag
1 set of 3 per bag

TANK LEGS

Used for leveling tanks on uneven floors. 3 aluminum legs per set.



Campbell Manufacturing, LLC
127 East Spring Street, P.O. Box 207
Bechtelsville, PA 19505-9153
800-523-0224, Fax 610-369-3580




Campbell

Installation Tools & Accessories


PIPE WRAP TAPE

part	size	pcs/pkg	master ctn
PPW413	2" x 100'	1	24



This heavy-duty, 10 mil thick tape helps protect against:

- Rust/corrosion of iron and steel pipe at ground level and under ground
- Ultraviolet degradation of above-ground PVC pipe
- Corrosion of underground oil field pipe from high levels of methane gas in the surrounding soil



PPW413

THREAD SEAL TAPE

TT260	1/2" x 260'	200	—
TT520	1/2" x 520'	200	—
TT520-3	3/4" x 520'	100	—



PTFE tape is recommended for use with all threaded fittings. Imported.




TT520-3

THREAD SEAL TAPE (stainless)

SSTT260	1/2" x 260'	200	—
SSTT520	1/2" x 520'	200	—



PTFE tape for use with stainless steel fittings. Imported.



TT520



TT260

Campbell Manufacturing, LLC
127 East Spring Street
P.O. Box 207
Bechtelsville, PA 19505-9153
800-523-0224
Fax 610-369-3580





SQUARE D
GENERAL DUTY
SAFETY SWITCH
INTERRUPTOR DE
SEGURIDAD
 20 A
 120/240 Volt 1-Ø
 80274-000-00

D211N



GSG2



DG2



FSG2

Campbell

Square D Switches



part	switch features	pcs/ pkg	master ctn
FRG2	reverse action switch	1	50
FSG2	standard	1	50
FSG2M4	low pressure cut-off	1	40
FSG2P	pulsation plug	1	50
FSG2M1	manual cut-off lever	1	40
FSG2G5	pilot light	1	50
FYG2	higher hp & pressure	1	50
GSG2	commercial	1	—
GHG2	commercial/higher pressure	1	—

PRESSURE SWITCH (class 9013)



All have 1/4" pipe tap.
 Please specify pressure setting.
 Orders of 200 or more combined switches
 will be direct-shipped from Square D.

part	switch features	pcs/ pkg	master ctn
PULSE PLUG		50	—

PULSE PLUG

Nylon pulsation plug can be field-installed into FSG2, FRG2, or FYG2 switches that have a 1/4" NPSF internal connector. Not field-replaceable on FSG2G5 or other type G switches. Must be ordered in bag quantities (50 pcs per bag).

part	switch features	pcs/ pkg	master ctn
DG2	standard (contacts close on liquid rise)	1	—
DG2R	reverse action (contacts open on liquid rise)	1	—

FLOAT SWITCH (class 9036)



For open tank or sump applications.

part	switch features	pcs/ pkg	master ctn
D211N		1	5

SAFETY SWITCH (class 3130)



120/240VAC. Handles up to 2 hp pump. Accepts 2 screw-in fuses. 10000 RMS symmetrical short-circuit rating.

Other switches available upon request

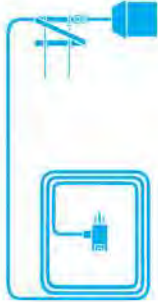
Campbell Manufacturing, Inc.
 127 East Spring Street, P.O. Box 207
 Bechtelsville, PA 19505-0207
 800-523-0224, Fax 610-369-3580



Campbell SJE Rhombus

Mercury Pump Switches

JUNIOR SUPER SINGLE PUMP SWITCH



Campbell part	SJE part	cord length	voltage	pcs/ctn
10JSD WOP	1001916	10 ft.	120 or 230	1
10JSD 120V WP	1001896	10 ft.	120	1
10JSD 230V WP	1001914	10 ft.	230	1
15JSD WOP	1001928	15 ft.	120 or 230	1
15JSD 120V WP	1001817	15 ft.	120	1
15JSD 230V WP	1001926	15 ft.	230	1
10JSU WOP	1001923	10 ft.	120 or 230	1
10JSU 120V WP	1001918	10 ft.	120	1
10JSU 230V WP	1001921	10 ft.	230	1
15JSU WOP	1001934	15 ft.	120 or 230	1
15JSU 120V WP	1001930	15 ft.	120	1
15JSU 230V WP	1001932	15 ft.	230	1

Provides automatic operation of single-phase sump and sewage pumps. Maximum pump run current at 120V is 13 amps at 1/2 hp or less, and at 230V is 8 amps at 1 hp or less.

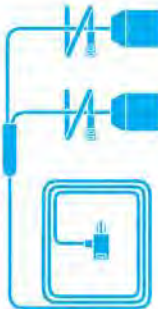
SUPER SINGLE PUMP SWITCH



Campbell part	SJE part	cord length	voltage	pcs/ctn
10SSD WOP	1001963	10 ft.	120 or 230	1
10SSD 120V WP	1001958	10 ft.	120	1
10SSD 230V WP	1001961	10 ft.	230	1
15SSD WOP	1001975	15 ft.	120 or 230	1
15SSD 120V WP	1001971	15 ft.	120	1
15SSD 230V WP	1001973	15 ft.	230	1
10SSU WOP	1001969	10 ft.	120 or 230	1
10SSU 120V WP	1001965	10 ft.	120	1
10SSU 230V WP	1001967	10 ft.	230	1
15SSU WOP	1001981	15 ft.	120 or 230	1
15SSU 120V WP	1001977	15 ft.	120	1
15SSU 230V WP	1001979	15 ft.	230	1

Provides automatic operation of single-phase sump and sewage pumps. Maximum pump run current at 120V is 15 amps at 1 hp or less, and at 230V is 12 amps at 2 hp or less.

DOUBLE FLOAT PUMP SWITCH



Campbell part	SJE part	cord length	voltage	pcs/ctn
15DFD 120V WOP	1002026	15 ft.	120	1
15DFD 120V WP	1002022	15 ft.	120	1
15DFD 230V WOP	1002028	15 ft.	230	1
15DFD 230V WP	1002024	15 ft.	230	1
15DFU 120V WOP	1002034	15 ft.	120	1
15DFU 120V WP	1002030	15 ft.	120	1
15DFU 230V WOP	1002036	15 ft.	230	1
15DFU 230V WP	1002032	15 ft.	230	1

Provides automatic operation of single-phase sump and sewage pumps in wide-differential applications. Maximum pump run current at 120V is 15 amps at 1 hp or less, and at 230V is 12 amps at 2 hp or less.

CAMPBELL PUMP SWITCHES PART NUMBERING SYSTEM:

10 JS D 120V WOP

CORD LENGTH

10 = 10 ft.
15 = 15 ft.

TYPE

JS = Junior Single
SS = Super Single
DF = Double Float

FLOAT SWITCH

D = Down to Empty (turns pump on to empty tank)
U = Up to Fill (turns pump on to fill tank)

PLUG

WOP = Without Plug for direct wiring
WP = Includes Piggyback Plug

VOLTAGE

No number = 120 or 230 Volt
120V = 120 Volt
230V = 230 Volt



15DFU 230V WOP



10SSU 120V WP



10JSU WOP





TAAB-01H



10PMD 120V WP



10PMPD 120V WP

Campbell part	SJE part	cord length	voltage	master ctn
10PMD 120V WP	1002630	10 ft.	120	1
10PMD 230V WP	1002714	10 ft.	230	1
15PMD 120V WP	1002715	15 ft.	120	1
15PMD 230V WP	1002717	15 ft.	230	1
10PMU 230V WP	1002709	10 ft.	230	1
15PMU 120V WP	1002721	15 ft.	120	1
15PMU 230V WP	1002723	15 ft.	230	1

Controls single phase pumps up to 1/2 hp (120V) and up to 1 hp (230V). Maximum pump run current is 13 amps.

PUMPMASTER® MECHANICAL PUMP SWITCH



Campbell part	SJE part	cord length	voltage	master ctn
10PMPD 120V WP	1003232	10 ft.	120	1
10PMPD 230V WP	1003233	10 ft.	230	1
15PMPD 120V WP	1003243	15 ft.	120	1
15PMPD 230V WP	1003245	15 ft.	230	1
10PMPU 230V WP	1003239	10 ft.	230	1
15PMPU 120V WP	1003249	15 ft.	120	1
15PMPU 230V WP	1003251	15 ft.	230	1

Controls single phase pumps up to 3/4 hp (120V) and up to 2 hp (230V). Maximum pump run current is 15 amps.

PUMPMASTER PLUS® MECHANICAL PUMP SWITCH



Campbell part	SJE part	high float switch type	voltage
TAAB-01H-SGM	1011421	SJE SignalMaster®	120
TAAB-01H	1011422	SJE Sensor Float®	120

TANK ALERT® AB ALARM SYSTEM (indoor)

Easy-to-install liquid level alarm system for indoor use. When an abnormally-high liquid level is sensed, the alarm horn sounds. The horn can be silenced, but the red alarm light remains on until the condition is remedied. The alarm will automatically reset itself when the liquid is returned to normal levels.

features

- Easy-to-install NEMA 1 enclosure
- 15 ft. flexible, water-resistant float cable
- Automatic alarm reset
- 87 decibel horn
- 9 VDC battery backup
- 6 ft. power cord
- Low battery chirp
- Alarm test switch



See Page S2 for explanation of Campbell Pump Switches Part Numbering System.



Campbell Manufacturing, Inc.
127 East Spring Street, P.O. Box 207
Bechtelsville, PA 19505-0207
800-523-0224, Fax 610-369-3580



Campbell SIE Rhombus Control & Alarm Panels

SIMPLEX PUMP CONTROL & ALARM SYSTEM (single float)



Campbell part	SJE part	max amps	voltage
1102-17A	1151W200H17A	15	120/208/230

Controls one single phase pump in residential or commercial water or sewage installations. System includes NEMA 4X enclosure, alarm light & horn, pump run indicator light, HOA switch, PumpMaster Plus® pump switch with 20 ft. cord, and Single Master® alarm switch.

SIMPLEX PUMP CONTROL & ALARM SYSTEM (double float)



Campbell part	SJE part	max amps	voltage
1102-01H	1151W300H	15	120
1102-02H	1151W400H	12	230

Controls one single phase pump in residential or commercial water or sewage installations. System includes NEMA 4X enclosure, alarm light & horn, pump run indicator light, HOA switch, Double Float pump switch with 20 ft. cord, and SensorFloat® alarm switch.

TANK ALERT I ALARM SYSTEM (indoor)



Campbell part	SJE part	voltage
101-01H	1003104	120

Designed for use in lift pump chambers, sump pump basins, holding tanks, and water or sewage systems.

features

- NEMA 1 metal control panel with red warning light, green "power-on" light, push-to-test alarm button, and horn silence switch.
- SensorFloat® control switch with mercury-to-mercury contacts.
- 15 ft./16 gauge water resistant cable.
- Includes 6 ft. line cord (adaptable for direct wire applications).
- Alarm system operates even if pump system fails (when installed on a dedicated circuit).

TANK ALERT XT ALARM SYSTEM (indoor/outdoor)



Campbell part	SJE part	features	voltage
TA-XT	1004442	standard	120
TA-XT-A	1006850	standard + auxiliary contacts*	120

Residential or commercial indoor/outdoor liquid level warning device for lift pump chambers, sump pump basins, holding tank sewage systems, irrigation systems, and other water systems.

standard features

- Weatherproof thermoplastic enclosure meets Type 3R water-tight standards.
- Red warning light, non-corrosive horn with silencer switch and automatic reset, and push-to-test alarm switch.
- SensorFloat® control switch with mercury-to-mercury contacts.
- 15 ft./16 gauge water resistant cable.
- Alarm system operates even if pump system fails (when installed on a dedicated circuit).

* Includes installed auxiliary alarm contacts for easy attachment of remote devices





AWT60LF

ET60LF




CSK2



LSK3 B

LSK2 C



LSK4B-G




Campbell

Electrical Installation Accessories



part	wire size	tubes/ kit	butt conn/kit	tube length	tube color	kit/ pkg	master ctn
LSK2 B	14 to 10	2	2	3	black	1	100
LSK3 B	14 to 10	3	3	3	black	1	100
LSK4 B	14 to 10	4	4	3	black	1	100
LSK2 C	14 to 10	2	2	3	clear	1	100
LSK3 C	14 to 10	3	3	3	clear	1	100
LSK4 C	14 to 10	4	4	3	clear	1	100
LSK3 M	8	3	3	3	black	1	-
LSK4 M	8	4	4	3	black	1	-
LSK3 P	6	3	3	6	black	1	-
LSK3 T	4	3	3	6	black	1	-

3M™
HEAT SHRINK
SPLICE KIT
(heavy wall)



part	wire size	tubes/ kit	butt conn/kit	tube length	tube color	kit/ pkg	master ctn
LSK2B-G	14 to 10	2	2	3	black	1	100
LSK3B-G	14 to 10	3	3	3	black	1	100
LSK4B-G	14 to 10	4	4	3	black	1	100
LSK2C-G	14 to 10	2	2	3	clear	1	100
LSK3C-G	14 to 10	3	3	3	clear	1	100
LSK4C-G	14 to 10	4	4	3	clear	1	100

3M™
HEAT SHRINK
SPLICE KIT
(standard wall)



part	wire size	tube length	tube color	pcs/ unit	units/ pkg
HSS1-B	14 to 10	3	black	100*	1
HSS1-C	14 to 10	3	clear	100*	1
HSS1-48	14 to 10	48	black	1	1
HSS2	8	3	black	100*	1
HSS3	6	6	black	1	1

3M™
HEAT SHRINK
TUBES



part	wire size	pcs/ unit	units/ pkg
SC1	14 to 10	100*	1
SC2	8	100*	1
SC3	6	Bulk	1
SC4	4 to 3	Bulk	1

BUTT
CONNECTOR



part	wire size	comp. sets	butt conn/bag	tube length	tube color	kit/ pkg	master ctn
CSK2	14 to 10	2	2	3	clear	1	100
CSK3	14 to 10	3	3	3	clear	1	100

COMPRESSION
SPLICE KIT



Kit includes Butt Connectors, Compression Sets, and Washers.
Hand-tightens for waterproof seal.

part	size	type	length	rolls/ sleeve	rolls/ ctn
ET60LF	3/4 in.	standard	60 ft.	10	200
AWT60LF	3/4 in.	all-weather	60 ft.	10	200

ELECTRICAL
TAPE



Rolls are individually wrapped.



* Must be ordered in package quantities.

Campbell Manufacturing, LLC
127 East Spring Street, P.O. Box 207
Bechtelsville, PA 19505-9153
800-523-0224, Fax 610-369-3580



Campbell

Electrical Installation Accessories

SELF-CLAMPING WIRE & PIPE PROTECTOR

part	drop pipe	casing i.d.	pcs/ctn
WG-100	1	4 to 6	48
WG-125	1-1/4	4 to 6	48



Slips around pipe where needed, squeezes together with a pair of pliers and stays put ... without tape or hose clamps. Won't slip, slide, float, or tilt.

- Molded, one-piece construction of virgin thermoplastic resin
- Two large, snap-in holes to isolate wire and safety rope.
- Smooth edges to avoid damage to electrical cable.
- Open areas in design prevent "piston action" when pulling pump.
- Ready for use in 6" well casings (adaptable to 4" and 5" installations by cutting off tabs.)
- Fits standard galvanized pipe and 125-200 lb. poly pipe.

U.S. PAT. NO. 6,595,284
CAN. PAT. NO. 1,205,738

SNAP-IN CABLE GUARD

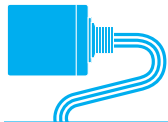
part	drop pipe	casing i.d.	pcs/ctn
WG-6	1 or 1-1/4	4 to 6	100



Molded polyethylene cable guards protect submersible wire from abrading against sides of well. Easy snap-in feature eliminates need for "fishing" wires through holes.

LIGHTNING ARRESTOR

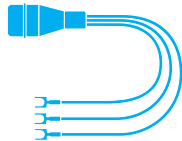
part	pcs/pkg	master ctn
LA-1	1	18



125-250 V 3-wire service, 50,000 amps. Bracket included.

SURGE ARRESTOR

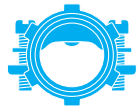
part	pcs/pkg	master ctn
SA-1	1	—



Protects motors and controls from voltage surges caused by lightning interference, switching loads, and power line interferences. 240-volt surge protection.

BOX CONNECTOR (clamp type)

part	size	clamping range	pcs/unit	units/pkg
BC2	1/2	3-16 to 5/8	100*	1
BC3	3/4	5-16 to 7/8	50*	1



WIRE NUT

part	wire size	color	pcs/unit	units/pkg
EWN1812	18 to 12	yellow	100*	1
EWN1810	18 to 10	red	100*	1
EWN148	14 to 8	grey	50*	1



CABLE TIE (nylon)

part	size	length	color	pcs/unit	units/pkg
CT100	1 to 1-1/4	8	natural	100*	1
CT200	1-1/2 to 4	15-1/2	natural	100*	1

Campbell Manufacturing, LLC
127 East Spring Street, P.O. Box 207
Bechtelsville, PA 19505-9153
800-523-0224, Fax 610-369-3580

* Must be ordered in package quantities.



CT100



SA-1



EWN1810



EWN148



EWN1812

Campbell

Sediment Filters



part	flow (gpm)	inlet/outlet connect.	overall length	bowl	cartridge*	PLASTIC FILTER (heavy duty)	
						master	ctn
1PS**	2 to 6	3/4	12-3/8	clear	1SS		6
1PS-B**	2 to 6	3/4	12-3/8	clear	1SS		6
1PS-B1**	2 to 6	1	12-3/8	clear	1SS		6
1PP**	2 to 6	3/4	12-3/8	opaque	1SS		1
1PP-B**	2 to 6	3/4	12-3/8	opaque	1SS		1
1PP-B1**	2 to 6	1	12-3/8	opaque	1SS		1
2PS	4 to 12	3/4	22-1/2	clear	1SS (2)		1
2PS-B	4 to 12	3/4	22-1/2	clear	1SS (2)		1
2PS-B1	4 to 12	1	22-1/2	clear	1SS (2)		1
2PP**	4 to 12	3/4	22-1/2	opaque	1SS (2)		1
2PP-B**	4 to 12	3/4	22-1/2	opaque	1SS (2)		1
2PP-B1**	4 to 12	1	22-1/2	opaque	1SS (2)		1



Rugged, industrial-strength plastic filters.

"B" models feature a pressure-release button for easy cartridge changing.

Double-length models have twice the sediment-holding capacity.

Max. pressure: 125 PSI. Max. temperature: 100°F.

Service Wrench included.

part	flow (gpm)	inlet/outlet connect.	overall length	bowl	cartridge*	PLASTIC FILTER (standard)	
						master	ctn
SF10	2 to 6	3/4	13-1/4	clear	1SS		6

High-impact plastic filter features pressure-release button to vent housing, making cartridge changing easy. Service Wrench included. Max. pressure: 125 PSI. Max. temperature: 100°F.



part	flow (gpm)	inlet/outlet connect.	overall length	bowl	cartridge*	PLASTIC FILTER (valve-in-head)	
						master	ctn
VIH	2 to 10	3/4	14	clear	1SS		6

High-impact plastic filter features a built-in 2-position valve (ON for filtering OFF to change cartridge). Service Wrench included. Max. pressure: 125 PSI. Max. temperature: 100°F.



Sediment Filters are used primarily at the point-of-entry on the main line for whole-house filtering; remove rust particles, sand, and algae appearing as cloudiness, rust, specks, dirt, particles on bottom of drinking glass or faucet aerator, stains on fixtures, or low water pressure.

All filters are individually cartoned.

* Standard cartridge included with filter housing.

Optional Mounting Brackets and Installation Kits available.

Campbell Manufacturing, Inc.
 127 East Spring Street, P.O. Box 207
 Bechtelsville, PA 19505-0207
 800-523-0224, Fax 610-369-3580



Campbell

Taste & Odor Filters

PLASTIC FILTER (heavy duty)



part	flow (gpm)	inlet/outlet connect.	overall length	cartridge*	master ctn
1PC	1 to 2	3/4	12-3/8	1C9	6
1PC-B	1 to 2	3/4	12-3/8	1C9	6
1PC-B1	1 to 2	1	12-3/8	1C9	6
2PC	2 to 4	3/4	22-1/2	1C9 (2)	1
2PC-B	2 to 4	3/4	22-1/2	1C9 (2)	1
2PC-B1	2 to 4	1	22-1/2	1C9 (2)	1

Industrial-strength plastic filters with clear bowls, available in single and double cartridge lengths (double cartridge type for higher flow rate and twice the taste & odor-removing capacity). "B" models feature a pressure-release button for easy cartridge changing. Max. pressure: 125 PSI. Max. temperature: 100°F. Service Wrench included.

PLASTIC FILTER (standard)



part	flow (gpm)	inlet/outlet connect.	overall length	cartridge*	master ctn
SF10C	1 to 2	3/4	13-1/4	1C9	6

High-impact plastic filter with clear bowl features pressure-release button to vent housing, making cartridge changing easy. Max. pressure: 125 PSI. Max. temperature: 100°F. Service Wrench included.

PLASTIC FILTER (compact)



part	flow (gpm)	inlet/outlet connect.	overall length	cartridge*	master ctn
CF4	1 to 2	3/4	7-3/8	.4C4	1

Ideal point-of-use filter for limited-space installations, such as undersink, recreational vehicles, and boats. Pressure-release button for easy cartridge changing. Opaque bowl. Max. pressure: 125 PSI. Max. temperature: 100°F. Service Wrench included.

DISPOSABLE FILTER (Nice & Icy™)



part	flow (gpm)	inlet/outlet connect.	overall length	master ctn
IC6	.25 to 1.0	1/4	8-1/2	12

The disposable, easy-to-install Nice & Icy™ utilizes sediment pads to prevent clogging and a special grade of activated carbon to remove unpleasant tastes and odors for up to 6 months (depending on local water conditions and usage) in refrigerator icemakers and beverage dispensers. Max. pressure: 125 PSI. Max. temperature: 100°F.

Taste and Odor Filters use activated charcoal to remove unpleasant tastes and odors such as "swimming pool" taste (commonly caused by over-chlorination in municipal water systems), and "rotten egg" odor (caused by leakage of hydrogen sulfide into groundwater supplies) from drinking and cooking water at the point-of-use.

Campbell Manufacturing, Inc.
127 East Spring Street, P.O. Box 207
Bechtelsville, PA 19505-0207
800-523-0224, Fax 610-369-3580

*Cartridge is included with filter.
Optional Mounting Brackets and Installation Kits available.
All Filters are individually cartoned.



2PC

SF10C

1PC-B

CF4

IC6

Campbell

Special Application Filters



CF10



RVF-38



RVDH-34




S14



SS6

part	flow (gpm)	press. range (psi)	temp. range (°F)	inlet/outlet connect.	overall length	cartridge*	master ctn
RVF-38	3	30-125	40-100	3/4 x 3/8	11	DW-5*	1

RV PRE-TANK FILTER SYSTEM



Removes sediment, unpleasant tastes & odors, chlorine, and organic chemicals from potable drinking water before these problems reach the RV storage tank. System includes Filter Housing with opaque bowl; Cartridge; 3/4" x 3/8" Inlet and Outlet Hose Fittings; and a 12" FDA-quality Drinking Water Hose that connects filter to RV water inlet. Standard 3/4" water hose attaches to inlet side of Filter and water supply.

RVDH-34	3	30-125	40-100	3/4	10	Filter and Hose	Bulk
RVD-34	3	30-125	40-100	3/4	10	Filter only	Bulk

RV PRE-TANK FILTER SYSTEM (disposable)



Removes unpleasant tastes & odors, including chlorine, from potable drinking water before these problems can reach the RV storage tank. This easy-to-use system includes a 10" long High-Flow Disposable Filter and a 12" FDA-quality Drinking Water Hose that connects the filter to the RV water inlet. Standard 3/4" RV water hose connects the inlet side of the Filter to the potable water supply.

part	flow (gpm)	max. press. (psi)	max. temp. (°F)	inlet/outlet connect.	overall length	cartridge*	master ctn
CF10	2	125	100	3/4	13-1/4	1CLL*	1

CHEMICAL CONTAMINATION FILTER



This point-of-use filter has been tested to remove up to 90% of harmful organic contaminants, such as: pesticides, solvents, decayed plant and animal matter, Trihalomethanes (THM), Trichloroethene (TCE), and other carbon-based chemicals that have been linked to such health problems as liver and kidney damage, reproductive failure, cancer, and other diseases. Installation Kit and Service Wrench included.

IMPORTANT: To insure hazardous chemical protection, the supplied 2 gpm Flow Restrictor Coupling must be installed to maintain optimum contact time between the supply water and the granular activated carbon cartridge.

SI4	1 to 6	125	100	3/4	8-1/4	.4SI*	1
-----	--------	-----	-----	-----	-------	-------	---

CHALKY DEPOSIT FILTER



Compact, point-of-use, high-impact plastic filter features a built-in ON/OFF valve-in-head which automatically vents to make cartridge changing easy. Prevents calcium and magnesium carbonate from forming a hard, thick crust, which can cause damage to expensive appliances and restrict water flow. Service Wrench included.

SS6	.25 to 1.0	125	100	1/4	8-1/2	-	12
-----	------------	-----	-----	-----	-------	---	----

ScaleSnatcher™ CHALKY DEPOSIT FILTER (disposable)



For use on warm-air humidifiers, undersink instant-hot dispensers, and small vending machines. ScaleSnatcher™ contains slow-releasing polyphosphate crystals which prevent calcium and magnesium carbonate from forming a hard, thick scale. The crystals are FDA-approved for use in potable water, and do not affect taste of water.

All filters are individually packaged.
* Cartridge is included with filter.

Campbell Manufacturing, Inc.
127 East Spring Street, P.O. Box 207
Bechtelsville, PA 19505-0207
800-523-0224, Fax 610-369-3580



Campbell

Plastic Filter Housings

PLASTIC FILTER HOUSING (heavy duty)



part	inlet/outlet connection	overall length	bowl	master ctn
1PS-H*	3/4	12-3/8	clear	1
1PS-BH*	3/4	12-3/8	clear	1
1PS-B1H*	1	12-3/8	clear	1
1PP-H*	3/4	12-3/8	opaque	1
1PP-BH*	3/4	12-3/8	opaque	1
1PP-B1H*	1	12-3/8	opaque	1
2PS-H	3/4	22-1/2	clear	1
2PS-BH	3/4	22-1/2	clear	1
2PS-B1H	1	22-1/2	clear	1
2PP-H*	3/4	22-1/2	opaque	1
2PP-BH*	3/4	22-1/2	opaque	1
2PP-B1H*	1	22-1/2	opaque	1

Industrial-strength plastic filter housings with clear or opaque bowls, in single or double cartridge lengths. "B" models feature a pressure-release button for easy cartridge changing. Max. pressure: 125 PSI. Max. temperature: 100°F.

PLASTIC FILTER HOUSING (standard)



part	inlet/outlet connection	overall length	bowl	master ctn
CWHC-34*	3/4	13-1/4	clear	6
CWH-34*	3/4	13-1/4	opaque	6

Standard multi-purpose housing with clear or opaque bowl. Features pressure-release button for easy cartridge changing. Max. pressure: 125 PSI. Max. temperature: 100°F.

PLASTIC FILTER HOUSING (valve-in-head)



part	inlet/outlet connection	overall length	bowl	master ctn
CWH-VIH	3/4	14	clear	6

High-impact plastic filter features a built-in 2-position valve (ON for filtering, OFF to change cartridge). Max. pressure: 125 PSI. Max. temperature: 100°F.

PLASTIC FILTER HOUSING (compact)



part	inlet/outlet connection	overall length	bowl	master ctn
CF4-H	3/4	7-3/8	opaque	1

Ideal point-of-use filter for limited-space installations such as undersink, recreational vehicles, and boats. Pressure-release button for easy cartridge changing. Opaque bowl. Accommodates 4" cartridges. Max. pressure: 125 PSI. Max. temperature: 100°F.

2PP-B1H

CWH-VIH

CWH-34



1PS-BH



CF4-H

Campbell Manufacturing, Inc.
127 East Spring Street, P.O. Box 207
Bechtelsville, PA 19505-0207
800-523-0224, Fax 610-369-3580

Printed 5/05

All Filters are individually cartoned. All filter housings on this page are sold without cartridges or wrenches. See the full selection of cartridges throughout Section T of the Campbell Catalog.

Campbell

Plastic Filter Housings



CHD-100

CUS-38

EFH10C



CCT-38

part	inlet/ outlet connect.	overall length	bowl	master ctn	PLASTIC FILTER HOUSING (large capacity)
CHD-100	1	13-5/8	opaque	1	
HDF150	1-1/2	13-5/8	opaque	1	

High volume unit for large residential and commercial applications. Large inlet and outlet connections allow for high flow rates (up to 40 gpm with Sediment Cartridge or 2 gpm with Taste & Odor Cartridge). The FDA-approved polypropylene housing, which features a built-in pressure-release button, the filter's compact design (13-5/8" x 7-1/8"), which requires only 2" clearance below to disassemble, and the included Service Wrench make cartridge changing easy. Max. pressure: 125 PSI. Max. temperature: 100°F.



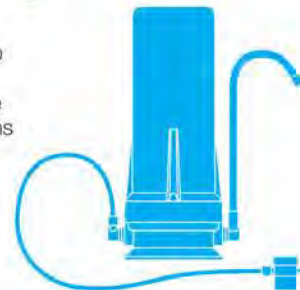
part	inlet/ outlet connect.	overall length	bowl	master ctn	PLASTIC FILTER HOUSING (undersink)
CUS-38	3/8	11-1/4	opaque	1	

Multi-purpose filter housing accommodates cartridges for a variety of cold-water, point-of-use applications. Max. pressure: 125 PSI. Max. temperature: 100°F.



part	inlet/ outlet connect.	overall length	bowl	master ctn	PLASTIC FILTER SYSTEM (countertop)
CCT-38	3/8" diverter valve	10	opaque	6	

Handsome, completely-portable filter system attaches to standard aerator-type faucet and sits on countertop to filter water problems right at the point-of-use ... at home or when traveling. Diverter Valve attaches with a few turns of a pliers. Includes Housing, Diverter Valve, Lead-free Faucet, and 3 ft. of Flexible Tubing. Max. pressure: 125 PSI. Max. temperature: 100°F.



part	inlet/ outlet connect.	overall length	bowl	master ctn	PLASTIC FILTER HOUSING (economy)
EFH10	3/4	12-1/2	opaque	12	
EFH10C	3/4	12-1/2	clear	12	
EFH10C-B*	3/4	12-1/2	clear	12	

Economical filter housings for a full range of residential cold water applications. Constructed of sturdy, reinforced polypropylene. Max. pressure: 125 PSI. Max. temperature: 100°F.

* Features a pressure-release button for easy cartridge changing.



All filter housings on this page are sold without cartridges. See the full selection of cartridges throughout Section T of the Campbell Catalog.

Campbell Manufacturing, Inc.
127 East Spring Street, P.O. Box 207
Bechtelsville, PA 19505-0207
800-523-0224, Fax 610-369-3580



Campbell

Stainless Steel Filter Housings

HARMSCO HURRICANE™ FILTER HOUSING

part	inlet/outlet connection	max. flow (gpm)*	service height	foot print	master ctn
HUR-40-HP	2	50	31	15 x 15	1
HUR-90-HP	2	100	51	15 x 15	1
HUR-170-HP	2	150	72	15 x 15	1



Dense solids are centrifugally-separated in the outer chamber and cartridge filtration takes place in the inner chamber for extended filter life, increased dirt-holding capacity, and reduced maintenance costs.

- Lids feature studs with hand-tightable bronze wing nuts.
- Water enters horizontally from side of unit to create rotational flow
- 1/4" ports in inlet and outlet for pressure gauges (not included).
- 1" drain pipe for manual or automatic purging of heavy solids. (Drain valves not included).

HARMSCO MULTI-TUBE FILTER HOUSING (wing nut lid)

part	inlet/outlet connection	cartridges required"	max. flow (gpm)*	service height	foot print	master ctn
HIF-7	1-1/2	7	30	35	13 x 13	1
HIF-14	1-1/2	14	60	48	13 x 13	1
HIF-24	2	24	100	68	13 x 13	1



Patented Up-Flow Design: Liquid enters inlet at bottom of filter, flows upward through cartridges past top seal which separates dirty and clean water chambers, then down standpipe to exit. Because top of standpipe is located above top seal, air is self-purged from filter (No need for vents: improved filter efficiency). Designed for use on main water line in schools, large homes, office buildings, apartment complexes, hotels & motels, laundromats, campgrounds, and mobile home parks.

- Lids feature studs with hand-tightable bronze wing nuts.
- Pressure-rated to 150 psi and hydrostatically tested.
- "Cartridge cluster" lifters for easy installation, removal & service.

HARMSCO MULTI-TUBE FILTER HOUSING (band clamp lid)

part	inlet/outlet connection	cartridges required"	max. flow (gpm)*	service height	foot print	master ctn
BC4-1	2	4	25	28	13 x 13	1
BC4-2	2	8	50	47	13 x 13	1
BC4-3	2	12	75	67	13 x 13	1
BC6-1	2	6	42	28	15 x 15	1
BC6-2	2	12	84	47	15 x 15	1
BC6-3	2	18	126	67	15 x 15	1



The single T-bolt band clamp lid closure simplifies installation and maintenance. Same patented up-flow filtration design and performance as the proven HIF-series (above).

- Lids feature band clamp closure with BUNA-N O-ring (Viton O-ring available for high-temperature applications).
- Pressure-rated to 150 psi and hydrostatically tested.
- "Cartridge cluster" lifter for easy installation, removal & service.
- Staggered in-line cartridge installation for maximum efficiency.

STAINLESS STEEL FILTER HOUSING

part	inlet/outlet connection	overall length	max. flow (gpm)*	master ctn
1SSH	3/4	13-5/8	8	1
2SSH***	3/4	23-3/4	16	1



Heavy-duty, stainless steel bowl with forged brass head for higher pressure (300 psi) and higher temperature (210°F when using 1SHW Hot Water Cartridges) applications. Mounting Bracket and Service Wrench included.

*** 2SSH model includes a steel Connector Rod for coupling two standard (9-3/4") cartridges.



HIF-24

BC4-1 Band Clamp Lid

HUR-90-HP

1SSH



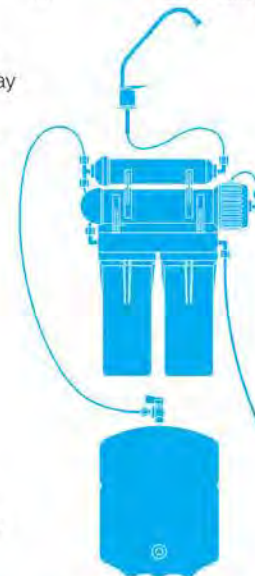
part	membrane type	temp. range (°F)	pressure range (psi)	ph range	max. prod. rate (gpd)	REVERSE OSMOSIS SYSTEM
CROS-4	Thin Film	40-100	40-100	2-11	18	

The System

This pre-assembled, 4-stage system includes a 5-micron Pre-filter (SED-S5), carbon Pre-filter (DW-CB10), 18 gal/day Reverse Osmosis Membrane for use in chlorinated or non-chlorinated water (ROM-100), Final Filter (CTO-110), Lead-free Air Gap Faucet (LFF-AG), 4 gal. Storage Tank, Automatic Shut-off Valve, color-coded tubing, and all installation accessories and instructions.

The Process

Osmosis is the phenomenon whereby fluids with a lower concentration of minerals naturally pass through a membrane to the higher concentration side. Reverse Osmosis occurs when pressure (household water pressure is sufficient) is applied to the higher concentration side, forcing higher concentration fluids to the lower concentration side. Campbell's R/O system uses this concept, tested in NASA's early space capsules, to trap microscopic contaminants in the desalinator's semi-permeable membrane, which selectively allows purified water molecules to flow through the membrane to the storage tank for household use.



The Benefits (nominal ion rejection characteristics)*

Aluminum	96-98%	Fluoride	92-95%	Polyphosphate	96-98%
Ammonium	80-90%	Hardnes Ca & Mg	93-97%	Potassium	92-96%
Borate	30-50%	Iron	96-98%	Radioactivity	93-97%
Boron	50-70%	Lead	95-98%	Silica	80-90%
Bromide	90-95%	Magnesium	93-98%	Silicate	92-95%
Cadmium	93-97%	Manganese	96-98%	Silver	93-96%
Calcium	93-98%	Mercury	94-97%	Sodium	92-98%
Chloride	92-95%	Nickel	96-98%	Sulfate	96-98%
Chromate	85-95%	Nitrate	90-95%	Thiosulfate	96-98%
Copper	96-98%	Orthophosphate	96-98%	Zinc	96-98%
Cyanide	85-95%	Phosphate	95-98%		

* The above percent rejection is for reference only. Actual rejection will depend heavily on the exact chemistry, temperature, pressure, and TDS content of the feed water.

part	description	REPLACEMENT COMPONENTS
CTO-110	Final Filter	
ROM-100	18 gal/day Reverse Osmosis Membrane	

part	temperature range (°F)	pressure max. (psi)	flow range (gpm)	UNDERSINK CHEMICAL/METAL REDUCTION SYSTEM
CUS-CMRS	40-120	100	1 to 1-1/2	

Two-stage filtration system effectively reduces Sediment, Lead, Tastes & Odors, Chlorine, VOC's, THM's, and Giardia Cryptosporidium Cysts from potable drinking water. The system includes Dual Filter Housing, Carbon Block Chemical/Metal Reduction Cartridge (DW-CMR), Carbon Block Taste & Odor Cartridge (DW-CB10), Lead-free Faucet, 1200 ga. Meter Valve to indicate when cartridges need changing, color-coded tubing, and all installation hardware and instructions.



Individually cartoned.

Campbell Manufacturing, Inc.
127 East Spring Street, P.O. Box 207
Bechtelsville, PA 19505-0207
800-523-0224, Fax 610-369-3580



Campbell

Sediment Cartridges

SEDIMENT CARTRIDGE



part	nominal micron	length	cartridge/package	packs/master ctn
.4SS-12	5	4	2/box	6
1SF-30	1 ^{OC}	9-3/4	1/bag	30
1SS-12*	5	9-3/4	2/bag	6
1SS-24*	5	9-3/4	2/box	12
1SS-24S*	5	9-3/4	1/box	24
1SS-30*	5	9-3/4	1/bag	30
1SM-30	20	9-3/4	1/bag	30
1SHD-12	50	9-3/4	2/bag	6
1SHD-30	50	9-3/4	1/bag	30

Diamond-wound™ polypropylene fiber and core.
^{OC} Recommended for Giardia Cyst removal.
 Maximum temperature: 100°F

SEDIMENT CARTRIDGE (economy)



1SL-30	5	9-3/4	1/bag	30**
SED-S5	5	9-3/4	2/bag	12

Diamond-wound™ polypropylene fiber and core.
 Maximum temperature: 100°F

SEDIMENT CARTRIDGE (cellulose fiber)



S110-12	5	9-3/4	1/bag	12
---------	---	-------	-------	----

Rigid porous cartridge made of cellulose fibers.
 Maximum temperature: 100°F

SEDIMENT CARTRIDGE (MicroWeb™)



SED-P5	5	9-3/4	2/bag	12
SED-P10	10	9-3/4	2/bag	12

High-consistency polypropylene melt blown cartridge.
 Maximum temperature: 140°F

SEDIMENT CARTRIDGE (hot water)



1SHW-12	5	9-3/4	2/bag	6
---------	---	-------	-------	---

Diamond-wound™ polypropylene fiber and stainless steel core.
 Maximum temperature: 210°F

SEDIMENT CARTRIDGE (large capacity)



HDSC5	5	9-3/4	1/bag	8
HDSC30	30	9-3/4	1/bag	8
HDSC50	50	9-3/4	1/bag	8

For Campbell CHD-100, HDF150, and other large-capacity filter housings.
 Maximum temperature: 100°F



.4SS-12

1SS-24S

1SS-24

1SS-12

HDSC5

SED-P5

1SL

1SHW

S110

1SS

.4SS

Campbell Manufacturing, Inc.
 127 East Spring Street, P.O. Box 207
 Bechtelsville, PA 19505-0207
 800-523-0224, Fax 610-369-3580

All cartridges are manufactured from FDA-listed materials.
 ** 30 packaging must be ordered by case quantities.

Printed 5/05

Campbell



Taste & Odor Cartridges



part	nominal micron	length	cartridge/pkg	packs/master ctn	TASTE/ODOR/SEDIMENT CARTRIDGE
.4C4-12	2	4	2/box	6	
RVC2-12	2	4-7/8	2/bag	6	
1C9-12	2	9-3/4	2/bag	6	
1C9-24	2	9-3/4	2/box	12	
1C9-24S	2	9-3/4	1/box	24	
1C9-30	2	9-3/4	1/bag	30	

Diamond-wound™ polypropylene fibers over rolled, activated carbon batting and polypropylene core.

1ACHD-30	4-8	9-3/4	1/bag	30	TASTE/ODOR/SEDIMENT CARTRIDGE (heavy duty)
----------	-----	-------	-------	----	--

Pulverized, activated carbon in a blend of synthetic fibers bonded over a polypropylene core. Cellulose-free for added protection against bacterial degradation.

1LC-24	7-10	9-3/4	2/bag	12	TASTE/ODOR CARTRIDGE (cellulose-free)
1LC-30	7-10	9-3/4	1/bag	30	

Pulverized blend of activated carbon bonded to a polypropylene core. Cellulose-free for added protection against bacterial degradation.

Printed 5/05

DW-5	5	9-3/4	2/bag	6	TASTE/ODOR CARTRIDGE
------	---	-------	-------	---	----------------------

Pulverized, activated carbon in cellulose media. Polypropylene core.



HDTO	2	9-3/4	1/pkg	12	TASTE/ODOR CARTRIDGE (large capacity)
------	---	-------	-------	----	---------------------------------------

Pulverized, activated carbon blended with polyolefin and alpha cellulose fibers bonded to a polypropylene core and wrapped in fine mesh polyolefin netting. Features thermo-plastic rubber gasket and 4-5/8" o.d. plastic end caps for superior durability and sealing. For Campbell CHD-100, HDF150, and other large-capacity filter housings.

DW-CB10	10	9-3/4	1/pkg	6	TASTE/ODOR CARTRIDGE (carbon block)
---------	----	-------	-------	---	-------------------------------------

This activated carbon cartridge offers great capacity & efficiency for chlorine removal and high VOC (Volatile Organic Compound) removal.

All cartridges are manufactured from FDA-listed materials. All cartridges have maximum operating temperature of 100°F.

Campbell Manufacturing, Inc.
 127 East Spring Street, P.O. Box 207
 Bechtelsville, PA 19505-0207
 800-523-0224, Fax 610-369-3580

Printed 5/05



Campbell

Special Application Cartridges

HAZARDOUS CHEMICAL CARTRIDGE

part	nominal micron	length	cartridge/pkg	packs/master ctn
1CLL-12S	50	9-3/4	1/box	12



Granular, activated carbon, non-porous pvc shell, polyester pre-filter and final filter.

IMPORTANT: To insure hazardous chemical protection, a Campbell 2 gpm Flow Restrictor Coupling (STC32CR) must be installed in the outlet port of the filter head to maintain optimum contact time between the supply water and the granular activated carbon cartridge.

LEAD REDUCTION CARTRIDGE

.4LR-12	2	4	2/bag	6
1LR-12	2	9-3/4	2/bag	6



Inert ceramic powder embedded in a modified, molded carbon block with polypropylene core. Reduces amount of soluble lead in drinking water to levels well below the EPA's suggested action level of 15 ppb. Does not allow lead to re-dissolve or leach out under normal conditions.

IMPORTANT: To insure hazardous chemical protection, a Campbell .75 gpm Flow Restrictor Coupling (STC32CR2) must be installed in the outlet port of the filter head to maintain optimum contact time between the supply water and the lead-reducing carbon block cartridge.

SCALE CARTRIDGE

.4SI-12	-	4	2/box	6
1SI-12	-	9-3/4	2/bag	6



Non-porous pvc shell containing slow-releasing, FDA-listed food-grade, polyphosphate crystals.

CHEMICAL/METAL REDUCTION CARTRIDGE

DW-CMR	1	9-3/4	1/bag	6
--------	---	-------	-------	---

Carbon block reduces chemicals, metals, chlorine, and organic chemicals; eliminates Giardia and Cryptosporidium cysts.



Campbell Manufacturing, Inc.
127 East Spring Street, P.O. Box 207
Bechtelsville, PA 19505-0207
800-523-0224, Fax 610-369-3580

All cartridges are manufactured from FDA-listed materials, and have a maximum operating temperature of 100°F.

Printed 5/05



DW-CMR

1CLL-12S

.4SI-12

1LR

1CLL

DW-CMR

.4SI

HC-170-AC-5



Campbell

Pleated Cartridges



PP-HC-90-1



HC-40-20

801-5

PP-S-1

part	nominal micron	length	max. temp. (°F)	cartridge/pkg	packs/master ctn	PLEATED CARTRIDGE (sediment)
801-5	5	9-3/4	140	1	24	
801-20	20	9-3/4	140	1	24	
801-50	50	9-3/4	140	1	24	

Cleanable Polyester-Plus™ filter media with pliable Pastisol PVC end caps and perforated, rigid PVC center tubes. Approximately 6 sq. ft. of surface area per cartridge.

part	absolute micron	length	max. temp. (°F)	cartridge/pkg	packs/master ctn	PLEATED CARTRIDGE (cyst)
PP-S-1	1	9-3/4	140	1	24	

Poly-Pleat™ Filter Cartridges meet or exceed the three-log (99.9%) removal requirement for Giardia and Cryptosporidium cyst reduction. Certified effective by independent testing. Melt blown polypropylene inner layer with polypropylene outer layers for support.

part	nominal micron	length	max. temp. (°F)	for use with**	cartridge/pkg	HURRICANE™ CARTRIDGE (sediment)
HC-40-5	5	9-5/8	140	HUR-40-HP	1	
HC-40-20	20	9-5/8	140	HUR-40-HP	1	
HC-40-50	50	9-5/8	140	HUR-40-HP	1	
HC-90-5	5	19-1/2	140	HUR-90-HP	1	
HC-90-20	20	19-1/2	140	HUR-90-HP	1	
HC-90-50	50	19-1/2	140	HUR-90-HP	1	
HC-170-5	5	30-3/4	140	HUR-170-HP	1	
HC-170-20	20	30-3/4	140	HUR-170-HP	1	
HC-170-50	50	30-3/4	140	HUR-170-HP	1	

Polyester-Plus™ filter media is cleanable and reusable (in most applications and micron ratings). Separate solids in liquids with a pH of 3 to 11.

part	nominal micron	length	max. temp. (°F)	for use with**	cartridge/pkg	HURRICANE™ CARTRIDGE (cyst)
PP-HC-40-1	1	9-5/8	140	HUR-40-HP	1	
PP-HC-90-1	1	19-1/2	140	HUR-90-HP	1	
PP-HC-170-1	1	30-3/4	140	HUR-170-HP	1	

Poly-Pleat™ Filter Cartridges meet or exceed the three-log (99.9%) removal requirement for Giardia and Cryptosporidium cyst reduction. Certified effective by independent testing. Melt blown polypropylene inner layer with polypropylene outer layers for support.

part	nominal micron	length	max. temp. (°F)	for use with**	cartridge/pkg	HURRICANE™ CARTRIDGE (taste & odor)
HC-40-AC-5	5	9-5/8	125	HUR-40-HP	1	
HC-90-AC-5	5	19-1/2	125	HUR-90-HP	1	
HC-170-AC-5	5	30-3/4	125	HUR-170-HP	1	

High-content, activated carbon block core removes unpleasant tastes, odors, and chlorine. Outer wrap of 5-micron Polyester-Plus™ filter media removes sediment to protect carbon and extend filter life. PVC end caps and center tube.

All cartridges are manufactured from FDA-listed materials.

Campbell Manufacturing, Inc.
 127 East Spring Street, P.O. Box 207
 Bechtelsville, PA 19505-0207
 800-523-0224, Fax 610-369-3580

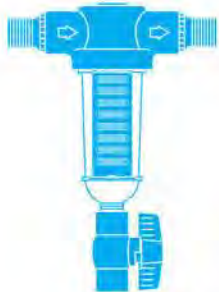
** See page T6 for Hurricane™ Housings



Campbell

Spin-Down™ Sediment Filters

SPIN-DOWN™ SEDIMENT FILTER (T-style)



part	flow (gpm)	connection	mesh	overall length*	width	pcs/ctn
FT3-24	1-20	3/4 mpt	24	11-3/8	7-1/4	1
FT3-30	1-20	3/4 mpt	30	11-3/8	7-1/4	1
FT3-40	1-20	3/4 mpt	40	11-3/8	7-1/4	1
FT3-60	1-20	3/4 mpt	60	11-3/8	7-1/4	1
FT3-100	1-20	3/4 mpt	100	11-3/8	7-1/4	1
FT3-140	1-20	3/4 mpt	140	11-3/8	7-1/4	1
FT3-250	1-20	3/4 mpt	250	11-3/8	7-1/4	1
FT3-500	1-20	3/4 mpt	500	11-3/8	7-1/4	1
FT3-1000	1-20	3/4 mpt	1000	11-3/8	7-1/4	1
FT4-24	1-20	1 slip	24	11-3/8	5	1
FT4-30	1-20	1 slip	30	11-3/8	5	1
FT4-40	1-20	1 slip	40	11-3/8	5	1
FT4-60	1-20	1 slip	60	11-3/8	5	1
FT4-100	1-20	1 slip	100	11-3/8	5	1
FT4-140	1-20	1 slip	140	11-3/8	5	1
FT4-250	1-20	1 slip	250	11-3/8	5	1
FT4-500	1-20	1 slip	500	11-3/8	5	1
FT4-1000	1-20	1 slip	1000	11-3/8	5	1
FT6-24	10-50	1-1/2 slip	24	15-3/8	5-1/4	1
FT6-30	10-50	1-1/2 slip	30	15-3/8	5-1/4	1
FT6-40	10-50	1-1/2 slip	40	15-3/8	5-1/4	1
FT6-60	10-50	1-1/2 slip	60	15-3/8	5-1/4	1
FT6-100	10-50	1-1/2 slip	100	15-3/8	5-1/4	1
FT6-140	10-50	1-1/2 slip	140	15-3/8	5-1/4	1
FT6-250	10-50	1-1/2 slip	250	15-3/8	5-1/4	1
FT6-500	10-50	1-1/2 slip	500	15-3/8	5-1/4	1
FT6-1000	10-50	1-1/2 slip	1000	15-3/8	5-1/4	1
FT8-24	18-100	2 slip	24	17-7/8	5-1/2	1
FT8-30	18-100	2 slip	30	17-7/8	5-1/2	1
FT8-40	18-100	2 slip	40	17-7/8	5-1/2	1
FT8-60	18-100	2 slip	60	17-7/8	5-1/2	1
FT8-100	18-100	2 slip	100	17-7/8	5-1/2	1
FT8-140	18-100	2 slip	140	17-7/8	5-1/2	1
FT8-250	18-100	2 slip	250	17-7/8	5-1/2	1
FT8-500	18-100	2 slip	500	17-7/8	5-1/2	1
FT8-1000	18-100	2 slip	1000	17-7/8	5-1/2	1

High-impact, molded, non-corrosive filters with reusable polyester filter screens use centrifuge spin-down action to remove sand and other coarse sediment while maintaining full flow in system. Clear bowl permits monitoring of trapped sediment. Sediment can be drained through Flush Valve (PIBV2T-R included) in bottom of bowl without disconnecting system. Bowl can be easily removed without tools** for total cleaning. Includes PTFE Thread Seal Tape. Maximum pressure: 150 psi at 73°F.

SPIN-DOWN™ SEDIMENT APPLICATIONS & MESH CONVERSION CHART

sediment type	application	mesh	microns	opening
Shale, Shell, Debris	General Use	24	711	.028"
Debris	General Use	30	533	.021"
		40	381	.015"
Pipe Scale, Coarse Sand	Sprinkler Systems, Faucet Aerators, Sand-sensitive Valves	40	381	.015"
		60	254	.010"
Fine Sand, Grit from new wells	Drip Irrigation Systems, Faucet Aerators, Sand-sensitive Valves, Poultry Waterers	100	152	.006"
		140	104	.004"
Very Fine Sand and Grit	Pre-Treatment	250	61	.0024"
		500	30	.0012"
Very Fine Sand and Grit	Pre-Treatment Ultra Water Systems (R/O, etc.)	1000	15	.0006"

Because of the many variations in shape, size, and specific gravity of the materials being filtered, the information shown above is general in nature.

Campbell Manufacturing, Inc.
127 East Spring Street
P.O. Box 207
Bechtelsville, PA 19505-0207
800-523-0224, Fax 610-369-3580

* Length of assembled Filter and Flush Valve
** Hand-tighten only. Using tools will void warranty.

See Flow Rates Table on page T13



FT8-100



FT6-60



FT3-100



FT4-60

FT8-60LB



FT6-100LB



FT4-100LB

FT3-140LB



Campbell

Spin-Down™ Sediment Trapper Filters



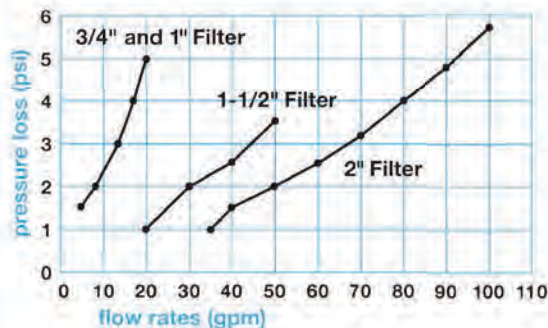
part	flow (gpm)	connection	mesh	overall length*	width	pcs/ctn
FT3-24LB	1-20	3/4 mpt	24	14-3/8	7-1/4	1
FT3-30LB	1-20	3/4 mpt	30	14-3/8	7-1/4	1
FT3-40LB	1-20	3/4 mpt	40	14-3/8	7-1/4	1
FT3-60LB	1-20	3/4 mpt	60	14-3/8	7-1/4	1
FT3-100LB	1-20	3/4 mpt	100	14-3/8	7-1/4	1
FT3-140LB	1-20	3/4 mpt	140	14-3/8	7-1/4	1
FT3-250LB	1-20	3/4 mpt	250	14-3/8	7-1/4	1
FT3-500LB	1-20	3/4 mpt	500	14-3/8	7-1/4	1
FT3-1000LB	1-20	3/4 mpt	1000	14-3/8	7-1/4	1
FT4-24LB	1-20	1 slip	24	14-3/8	5	1
FT4-30LB	1-20	1 slip	30	14-3/8	5	1
FT4-40LB	1-20	1 slip	40	14-3/8	5	1
FT4-60LB	1-20	1 slip	60	14-3/8	5	1
FT4-100LB	1-20	1 slip	100	14-3/8	5	1
FT4-140LB	1-20	1 slip	140	14-3/8	5	1
FT4-250LB	1-20	1 slip	250	14-3/8	5	1
FT4-500LB	1-20	1 slip	500	14-3/8	5	1
FT4-1000LB	1-20	1 slip	1000	14-3/8	5	1
FT6-24LB	10-50	1-1/2 slip	24	15-3/8	5-1/4	1
FT6-30LB	10-50	1-1/2 slip	30	15-3/8	5-1/4	1
FT6-40LB	10-50	1-1/2 slip	40	15-3/8	5-1/4	1
FT6-60LB	10-50	1-1/2 slip	60	15-3/8	5-1/4	1
FT6-100LB	10-50	1-1/2 slip	100	15-3/8	5-1/4	1
FT6-140LB	10-50	1-1/2 slip	140	15-3/8	5-1/4	1
FT6-250LB	10-50	1-1/2 slip	250	15-3/8	5-1/4	1
FT6-500LB	10-50	1-1/2 slip	500	15-3/8	5-1/4	1
FT6-1000LB	10-50	1-1/2 slip	1000	15-3/8	5-1/4	1
FT8-24LB	18-100	2 slip	24	17-7/8	5-1/2	1
FT8-30LB	18-100	2 slip	30	17-7/8	5-1/2	1
FT8-40LB	18-100	2 slip	40	17-7/8	5-1/2	1
FT8-60LB	18-100	2 slip	60	17-7/8	5-1/2	1
FT8-100LB	18-100	2 slip	100	17-7/8	5-1/2	1
FT8-140LB	18-100	2 slip	140	17-7/8	5-1/2	1
FT8-250LB	18-100	2 slip	250	17-7/8	5-1/2	1
FT8-500LB	18-100	2 slip	500	17-7/8	5-1/2	1
FT8-1000LB	18-100	2 slip	1000	17-7/8	5-1/2	1

SPIN-DOWN™
SEDIMENT
TRAPPER
(T-style)



Unique element design traps sediment in lower reservoir. High-impact, molded, non-corrosive filters with reusable polyester filter screens use centrifuge spin-down action to remove sand and other coarse sediment while maintaining full flow in system. Clear bowl permits monitoring of trapped sediment. Sediment can be drained through Flush Valve (PIBV2T-R included) in bottom of bowl without disconnecting system. Bowl can be easily removed without tools** for total cleaning. Includes PTFE Thread Seal Tape. Maximum pressure: 150 psi at 73°F.

* Length of assembled Filter and Flush Valve
** Hand-tighten only. Using tools will void warranty.



**SPIN-DOWN™
FLOW RATES**

Maximum operating pressure:
150 psi at 73°F (23°C)

Minimum flow rates to achieve
proper spin-down action:

- 1 gpm for 3/4" and 1" models
- 10 gpm for 1-1/2" models
- 18 gpm for 2" models

See Applications & Mesh Conversion
Table on page T12

Campbell Manufacturing, Inc.
127 East Spring Street, P.O. Box 207
Bechtelsville, PA 19505-0207
800-523-0224, Fax 610-369-3580



Campbell

Spin-Down™ Sediment Filters

SPIN-DOWN™ SEDIMENT FILTER (combo style)

part	flow (gpm)	connection	mesh	overall length*	width	pcs/ctn
FC6-24	10-50	1-1/2 slip	24	16-5/8	5-1/4	1
FC6-30	10-50	1-1/2 slip	30	16-5/8	5-1/4	1
FC6-40	10-50	1-1/2 slip	40	16-5/8	5-1/4	1
FC6-60	10-50	1-1/2 slip	60	16-5/8	5-1/4	1
FC6-100	10-50	1-1/2 slip	100	16-5/8	5-1/4	1
FC6-140	10-50	1-1/2 slip	140	16-5/8	5-1/4	1
FC6-250	10-50	1-1/2 slip	250	16-5/8	5-1/4	1
FC6-500	10-50	1-1/2 slip	500	16-5/8	5-1/4	1
FC6-1000	10-50	1-1/2 slip	1000	16-5/8	5-1/4	1
FC8-24	18-100	2 slip	24	18-7/8	5-1/2	1
FC8-30	18-100	2 slip	30	18-7/8	5-1/2	1
FC8-40	18-100	2 slip	40	18-7/8	5-1/2	1
FC8-60	18-100	2 slip	60	18-7/8	5-1/2	1
FC8-100	18-100	2 slip	100	18-7/8	5-1/2	1
FC8-140	18-100	2 slip	140	18-7/8	5-1/2	1
FC8-250	18-100	2 slip	250	18-7/8	5-1/2	1
FC8-500	18-100	2 slip	500	18-7/8	5-1/2	1
FC8-1000	18-100	2 slip	1000	18-7/8	5-1/2	1



Versatile "combo" head (with a removable bushing and 1-1/4" threaded plug) allows 90° "L" connection or 180° in-line "T" connection. These high-impact, molded, non-corrosive filters with reusable polyester filter screens use centrifuge "spin-down" action to remove sand and other coarse sediment while maintaining full flow in system. Clear bowl permits monitoring of trapped sediment. Sediment can be drained through the Flush Valve (PIBV2T-R included) in the bottom of the bowl without disconnecting system. Bowl can be easily removed without tools** for total cleaning. Includes PTFE Thread Seal Tape. Maximum pressure: 150 psi at 73°F.

SPIN-DOWN™ SEDIMENT TRAPPER FILTER (combo style)

part	flow (gpm)	connection	mesh	overall length*	width	pcs/ctn
FC6-24LB	10-50	1-1/2 slip	24	16-5/8	5-1/4	1
FC6-30LB	10-50	1-1/2 slip	30	16-5/8	5-1/4	1
FC6-40LB	10-50	1-1/2 slip	40	16-5/8	5-1/4	1
FC6-60LB	10-50	1-1/2 slip	60	16-5/8	5-1/4	1
FC6-100LB	10-50	1-1/2 slip	100	16-5/8	5-1/4	1
FC6-140LB	10-50	1-1/2 slip	140	16-5/8	5-1/4	1
FC6-250LB	10-50	1-1/2 slip	250	16-5/8	5-1/4	1
FC6-500LB	10-50	1-1/2 slip	500	16-5/8	5-1/4	1
FC6-1000LB	10-50	1-1/2 slip	1000	16-5/8	5-1/4	1
FC8-24LB	18-100	2 slip	24	18-7/8	5-1/2	1
FC8-30LB	18-100	2 slip	30	18-7/8	5-1/2	1
FC8-40LB	18-100	2 slip	40	18-7/8	5-1/2	1
FC8-60LB	18-100	2 slip	60	18-7/8	5-1/2	1
FC8-100LB	18-100	2 slip	100	18-7/8	5-1/2	1
FC8-140LB	18-100	2 slip	140	18-7/8	5-1/2	1
FC8-250LB	18-100	2 slip	250	18-7/8	5-1/2	1
FC8-500LB	18-100	2 slip	500	18-7/8	5-1/2	1
FC8-1000LB	18-100	2 slip	1000	18-7/8	5-1/2	1



Versatile "combo" head (with a removable bushing and 1-1/4" threaded plug) allows 90° "L" connection or 180° in-line "T" connection. "Spin-down" action separates heavier-than-water particles away from the screen and into the collection chamber as lighter-than-water particles are removed by the screen. Clear bowl permits monitoring of trapped sediment. Sediment can be drained through the Flush Valve (PIBV2T-R included) in the bottom of the bowl without disconnecting system. Bowl can be easily removed without tools** for total cleaning. Includes PTFE Thread Seal Tape. Maximum pressure: 150 psi at 73°F.

Campbell Manufacturing, Inc.
127 East Spring Street
P.O. Box 207
Bechtelsville, PA 19505-0207
800-523-0224, Fax 610-369-3580

* Length of assembled Filter and Flush Valve
** Hand-tighten only. Using tools will void warranty.

Applications & Mesh Conversion Table
(see page T12)





Campbell

Spin-Down™ Sediment Filters



FL8-100LB



FL8-60



FL6-100LB



FL6-60

part	flow (gpm)	connection	mesh	overall length	width	pcs/ctn
FL6-24	10-50	1-1/2 slip	24	12	4-1/2	1
FL6-30	10-50	1-1/2 slip	30	12	4-1/2	1
FL6-40	10-50	1-1/2 slip	40	12	4-1/2	1
FL6-60	10-50	1-1/2 slip	60	12	4-1/2	1
FL6-100	10-50	1-1/2 slip	100	12	4-1/2	1
FL6-140	10-50	1-1/2 slip	140	12	4-1/2	1
FL6-250	10-50	1-1/2 slip	250	12	4-1/2	1
FL6-500	10-50	1-1/2 slip	500	12	4-1/2	1
FL6-1000	10-50	1-1/2 slip	1000	12	4-1/2	1
FL8-24	18-100	2 slip	24	18	5-1/2	1
FL8-30	18-100	2 slip	30	18	5-1/2	1
FL8-40	18-100	2 slip	40	18	5-1/2	1
FL8-60	18-100	2 slip	60	18	5-1/2	1
FL8-100	18-100	2 slip	100	18	5-1/2	1
FL8-140	18-100	2 slip	140	18	5-1/2	1
FL8-250	18-100	2 slip	250	18	5-1/2	1
FL8-500	18-100	2 slip	500	18	5-1/2	1
FL8-1000	18-100	2 slip	1000	18	5-1/2	1

**SPIN-DOWN™
SEDIMENT
FILTER
(L-style)**



Designed for a 90° "L"-style installation, this high-impact, molded, non-corrosive filter with reusable polyester filter screen uses centrifuge spin-down action to remove sand and other coarse sediment while maintaining full flow in the system. Clear bowl permits monitoring of trapped sediment. Bowl can be easily removed without tools** for total cleaning. 2" models include PTFE Thread Seal Tape. Maximum pressure: 150 psi at 73°F.

Flush Valves are not included with these filters.

** Hand-tighten only. Using tools will void warranty.

part	flow (gpm)	connection	mesh	overall length*	width	pcs/ctn
FL6-24LB	10-50	1-1/2 slip	24	14-7/8	4-1/2	1
FL6-30LB	10-50	1-1/2 slip	30	14-7/8	4-1/2	1
FL6-40LB	10-50	1-1/2 slip	40	14-7/8	4-1/2	1
FL6-60LB	10-50	1-1/2 slip	60	14-7/8	4-1/2	1
FL6-100LB	10-50	1-1/2 slip	100	14-7/8	4-1/2	1
FL6-140LB	10-50	1-1/2 slip	140	14-7/8	4-1/2	1
FL6-250LB	10-50	1-1/2 slip	250	14-7/8	4-1/2	1
FL6-500LB	10-50	1-1/2 slip	500	14-7/8	4-1/2	1
FL6-1000LB	10-50	1-1/2 slip	1000	14-7/8	4-1/2	1
FL8-24LB	18-100	2 slip	24	20-7/8	5-1/2	1
FL8-30LB	18-100	2 slip	30	20-7/8	5-1/2	1
FL8-40LB	18-100	2 slip	40	20-7/8	5-1/2	1
FL8-60LB	18-100	2 slip	60	20-7/8	5-1/2	1
FL8-100LB	18-100	2 slip	100	20-7/8	5-1/2	1
FL8-140LB	18-100	2 slip	140	20-7/8	5-1/2	1
FL8-250LB	18-100	2 slip	250	20-7/8	5-1/2	1
FL8-500LB	18-100	2 slip	500	20-7/8	5-1/2	1
FL8-1000LB	18-100	2 slip	1000	20-7/8	5-1/2	1

**SPIN-DOWN
SEDIMENT
TRAPPER
FILTER
(L-style)**



Designed for a 90° "L"-style installation. "Spin-down" action separates heavier-than-water particles away from the screen and into the collection chamber as lighter-than-water particles are removed by the screen. Clear bowl permits monitoring of trapped sediment. Sediment can be drained through Flush Valve (included) in the bottom of the bowl without disconnecting system. Bowl can be easily removed without tools** for total cleaning. Includes PTFE Thread Seal Tape. Maximum pressure: 150 psi at 73°F.

* Length of assembled Filter and Flush Valve

** Hand-tighten only. Using tools will void warranty.

See Applications & Mesh Conversion Table on page T12


Campbell Manufacturing, Inc.
127 East Spring Street, P.O. Box 207
Bechtelsville, PA 19505-0207
800-523-0224, Fax 610-369-3580



Campbell


Spin-Down™ Screens & Strainers

FILTER SCREENS (for T-style and combo style)



standard screen	sediment trapper screen	fits size	mesh	pcs/pkg
FS4-24	FS4-24LB	3/4 and 1	24	Bulk
FS4-30	FS4-30LB	3/4 and 1	30	Bulk
FS4-40	FS4-40LB	3/4 and 1	40	Bulk
FS4-60	FS4-60LB	3/4 and 1	60	Bulk
FS4-100	FS4-100LB	3/4 and 1	100	Bulk
FS4-140	FS4-140LB	3/4 and 1	140	Bulk
FS4-250	FS4-250LB	3/4 and 1	250	Bulk
FS4-500	FS4-500LB	3/4 and 1	500	Bulk
FS4-1000	FS4-1000LB	3/4 and 1	1000	Bulk
FS6-24	FS6-24LB*	1-1/2	24	Bulk
FS6-30	FS6-30LB*	1-1/2	30	Bulk
FS6-40	FS6-40LB*	1-1/2	40	Bulk
FS6-60	FS6-60LB*	1-1/2	60	Bulk
FS6-100	FS6-100LB*	1-1/2	100	Bulk
FS6-140	FS6-140LB*	1-1/2	140	Bulk
FS6-250	FS6-250LB*	1-1/2	250	Bulk
FS6-500	FS6-500LB*	1-1/2	500	Bulk
FS6-1000	FS6-1000LB*	1-1/2	1000	Bulk
FS8-24	FS8-24LB*	2	24	Bulk
FS8-30	FS8-30LB*	2	30	Bulk
FS8-40	FS8-40LB*	2	40	Bulk
FS8-60	FS8-60LB*	2	60	Bulk
FS8-100	FS8-100LB*	2	100	Bulk
FS8-140	FS8-140LB*	2	140	Bulk
FS8-250	FS8-250LB*	2	250	Bulk
FS8-500	FS8-500LB*	2	500	Bulk
FS8-1000	FS8-1000LB*	2	1000	Bulk

FILTER SCREENS (for L-style)



LFS6-24	LFS6-24LB*	1-1/2	24	Bulk
LFS6-30	LFS6-30LB*	1-1/2	30	Bulk
LFS6-40	LFS6-40LB*	1-1/2	40	Bulk
LFS6-60	LFS6-60LB*	1-1/2	60	Bulk
LFS6-100	LFS6-100LB*	1-1/2	100	Bulk
LFS6-140	LFS6-140LB*	1-1/2	140	Bulk
LFS6-250	LFS6-250LB*	1-1/2	250	Bulk
LFS6-500	LFS6-500LB*	1-1/2	500	Bulk
LFS6-1000	LFS6-1000LB*	1-1/2	1000	Bulk
LFS8-24	LFS8-24LB*	2	24	Bulk
LFS8-30	LFS8-30LB*	2	30	Bulk
LFS8-40	LFS8-40LB*	2	40	Bulk
LFS8-60	LFS8-60LB*	2	60	Bulk
LFS8-100	LFS8-100LB*	2	100	Bulk
LFS8-140	LFS8-140LB*	2	140	Bulk
LFS8-250	LFS8-250LB*	2	250	Bulk
LFS8-500	LFS8-500LB*	2	500	Bulk
LFS8-1000	LFS8-1000LB*	2	1000	Bulk

All screens include O-ring.
Stainless steel screens available upon request.
* "Pedestal-style" Screen.

BASKET STRAINER

part	size	diameter	length	mesh	microns	psc/pkg
4BSK24	2	4	24	24	711	10
4BSK60	2	4	24	60	254	10
4BSK100	2	4	24	100	152	10

Intake screen for drawing water from lakes, ponds, canals, etc:

- High-volume capacity, up to 100 gallons per minute
- All-PVC construction with easy-to-clean nylon screen
- Debris accumulates on outside of strainer screen
- 2" IPS female inlet slip fitting

Campbell Manufacturing, Inc.
127 East Spring Street, P.O. Box 207
Bechtelsville, PA 19505-0207
800-523-0224, Fax 610-369-3580

4BSK24

LFS8-100LB

FS8-100LB



LFS6-60



LFS6-100LB



FS6-60



FS6-100LB



FS4-60



Campbell

Spin-Down™ Filter Replacement Parts



FC8

FC6

LFB8

LFC6

CFB6

FB4

FC4LB

PIBV2T-R

FOR6

standard bowl	sediment trapper bowl	fits size	pcs/ctn
FC4	FC4LB	3/4 and 1	Bulk
FC6	FC6	1-1/2	Bulk
FC8*	FC8*	2	Bulk

BOWL
(T and combo)



Replacement bowls for Rusco T-style and Combo-style filters.

standard bowl	sediment trapper bowl	fits size	pcs/ctn
LFC6	FC6	1-1/2	Bulk
FC8*	FC8*	2	Bulk

BOWL
(L-style)



Replacement bowl for Rusco L-style filters.
LFC6 (shown right) has "dome" bottom.

* All 2 inch T-style, Combo-style, and L-style Filters use the FC8 bowl (shown above).

part	connection	fits size	pcs/pkg
FB3	mpt x mpt	3/4	Bulk
FB4	slip x slip	1	Bulk
FB6	slip x slip	1-1/2	Bulk
FB8	slip x slip	2	Bulk

HEAD
(T-style)



part	connection	fits size	pcs/pkg
CFB6	slip x slip	1-1/2	Bulk
CFB8	slip x slip	2	Bulk

HEAD
(combo style)



Includes Removable Bushing and 1-1/4" Threaded Plug

standard head	sediment trapper head	connection	fits size	pcs/pkg
LFB6	LFB6LB	slip x slip	1-1/2	Bulk
LFB8	LFB8LB	slip x slip	2	Bulk

HEAD
(L-style)



part	for use with	size	pcs/pkg
FOR4	T-style & Combo-style	3/4 and 1	Bulk
FOR6	T-style & Combo-style	1-1/2	Bulk
FOR8	T-style & Combo-style	2	Bulk
LOR6	L-style	1-1/2	Bulk
LOR8	L-style	2	Bulk

O-RING KIT



part	seat	size	pcs/pkg
PIBV2T	PTFE	1/2	1
PIBV2T-R	EPDM	1/2	1

FLUSH VALVE
(PVC)



Campbell Manufacturing, Inc.
127 East Spring Street, P.O. Box 207
Bechtelsville, PA 19505-0207
800-523-0224, Fax 610-369-3580



Campbell

Specialty Filters & Flush Valves

HOT WATER FILTER



part	flow (gpm)	connection	mesh	overall length*	width	pcs/ctn
HT3-30	1-25	3/4	30	11-3/8	5	1
HT3-60	1-25	3/4	60	11-3/8	5	1
HT3-100	1-25	3/4	100	11-3/8	5	1
HT3-140	1-25	3/4	140	11-3/8	5	1
HT3-200	1-25	3/4	200	11-3/8	5	1
HT5-30	10-50	1-1/4	30	15-3/8	5-1/4	1
HT5-60	10-50	1-1/4	60	15-3/8	5-1/4	1
HT5-100	10-50	1-1/4	100	15-3/8	5-1/4	1
HT5-140	10-50	1-1/4	140	15-3/8	5-1/4	1
HT5-200	10-50	1-1/4	200	15-3/8	5-1/4	1
trapper style						
HT3-30LB	1-25	3/4	30	14-3/8	5	1
HT3-60LB	1-25	3/4	60	14-3/8	5	1
HT3-100LB	1-25	3/4	100	14-3/8	5	1
HT3-140LB	1-25	3/4	140	14-3/8	5	1
HT3-200LB	1-25	3/4	200	14-3/8	5	1

Centrifuge "spin-down" sediment separation filter rated for high temperature operation (200°F at 40 psi). Clear bowl permits monitoring of trapped sediment. Sediment can be drained through the CPVC Flush Valve (HT3-VALVE) in the bottom of the bowl without disconnecting system. Bowl can be easily removed without tools** for total cleaning. Maximum pressure: 150 psi at 73°F. Hot water components include:

- Glass-filled polypropylene Head with 304 stainless steel pipe connection support ring
- Heat & chemical-resistant HP polymer Bowl
- Glass-filled polypropylene & 316 stainless steel Screen
- CPVC Flush Valve
- Buna N O-ring.

* Length of assembled Filter and Flush Valve

** Hand-tighten only. Using tools will void warranty.


FLUSH VALVE (CPVC)



part	size	seat	pcs/ctn
HT3-VALVE	1/2	EPDM	1

CPVC Flush Valve for use with Hot Water Spin-Down™ Sediment Filters and "Sediment Trapper" Filters.

AUTOMATIC FLUSH VALVE



part	psc/pkg
AFV	1

Automatic Flush Valve specifications:

- Adjustable cycle time: 5 minutes to 24 hours
- Working pressure: 200 psi
- Ambient temperature range: 35°F to 165°F
- Enclosure: Nema 4
- Voltage: 115V, 1 Phase, 60HZ
- Current: 2.5 Amps
- Valve construction: Brass
- Seals: Reinforced PTFE
- Power cord: 8 ft. heavy-duty grounded
- Full-Port Ball Valve: 1/2" NPT
- Discharge time (non-adjustable): 3.5 seconds
- Discharge volume (gal per cycle @ 30 PSIG): 1/2" NPT-.92

INSTALLATION KIT



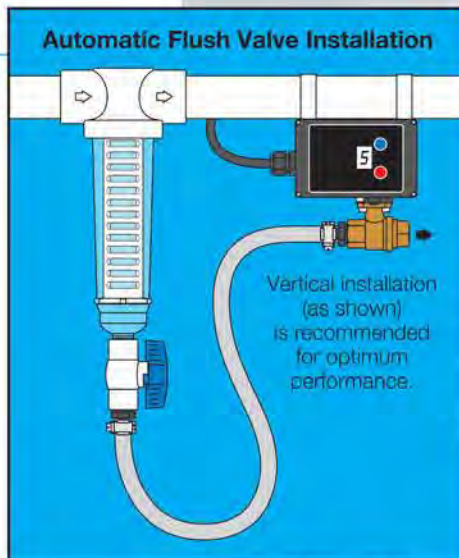
part	psc/pkg
AFV-KIT	1

Automatic Flush Valve Kit includes:

- Two 1/2" Barb x 1/2" NPT male hose fittings
- Two SAE size 8 stainless steel worm drive clamps
- 24" of 1/2" braid-reinforced, flexible, PVC tubing (rated at 215 psi).

To insure optimum performance of the Automatic Flush Valve, it is recommended that you use the above rated tubing only.

Note: Kit does not include Filter or Automatic Flush Valve




HT3-100LB

HT5-100



HT3-100



AFV-KIT



part	description	REPLACEMENT PARTS
10807030	Filter Head with pressure-release button for CF4, CF4-H, CF10, CWH-34, CWHC-34, SF10, and SF10C	
20004042	Filter Head for 1PC, 1PP-H, 1PS, 1PS-H, 2PC, 2PP-H, 2PS, and 2PS-H	
20004043	Filter Head with pressure-release button for 1PC-B, 1PP-BH, 1PS-B, 1PS-BH, 2PC-B, 2PP-BH, 2PS-B, and 2PS-BH	
20004046	Filter Head with pressure-release button for 1PC-B1, 1PP-B1H, 1PS-B1, 1PS-B1H, 2PC-B1, 2PP-B1H, 2PS-B1, and 2PS-B1H	
10802030	Filter Head with internal on/off valve for CWH-VIH, SI4, and VIH	
10800032	O-ring for CF4, CF4-H, CF10, CWH-34, CWHC-34, CWH-VIH, SF10, SF10C, SI4, and VIH	
10800034	O-ring for all 1P and 2P series Filters	
OR-C38	O-ring for CCT-38, CUS-38, and RVF-38	
OR-EFH10	O-ring for EFH10 and EFH10C	
OR-HDF150	O-ring for CHD-100 and HDF150	
8131030	Adapter Seal for CWH-VIH and VIH	
8150030	Adapter Seal for CF4, CF4-H, CF10, CWH-34, CWHC-34, SF10, SF10C, and SI4	
10675032	Spacer for all 1P and 2P series Filters	
10583032	Plastic Connector Assembly for using single length cartridges in all 2P series Filters	
10805030	4" Opaque Bowl (with 10800032 O-ring) for CF4, CF4-H, and SI4	
20033030	10" Clear Bowl (with 10800032 O-ring and 8150030 Adapter Seal) for CF10, CWHC-34, SF10, and SF10C	
20033031	10" Clear Bowl (with 10800032 O-ring and 8131030 Adapter Seal) for CWH-VIH and VIH	
20001036	10" Opaque Bowl (with 10800032 O-ring) for CWH-34	
20001037	10" Opaque Bowl (with 10800034 O-ring) for all 1PP series Filters	
20001038	10" Clear Bowl (with 10800034 O-ring) for all 1PS and 1PC series Filters	
20001039	20" Clear Bowl (with 10800034 O-ring) for all 2PS and 2PC series Filters	
20001040	20" Opaque Bowl (with 10800034 O-ring) for all 2PP series Filters	
STC32CR2	.75 gpm Flow Restrictor Coupling for use with .4LR-12 and 1LR Cartridges.	
STC32CR	2 gpm Flow Restrictor Coupling for use with 1CLL-12S Cartridge.	
10974030	Service Wrench for all 1P and 2P series Filters	
10974031	Service Wrench for CF4, CF4-H, CF10, CWH-34, CWHC-34, CWH-VIH, SF10, SF10C, SI4, VIH, and EFH series Filters	
HDF150WRENCH	Service Wrench for CHD-100 and HDF150	
LFF-200	Lead-free, stainless steel Faucet with vertical swivel neck	
LFF-202	Lead-free, stainless steel Faucet with angled swivel neck	
LFF-AG	Lead-free, stainless steel Air Gap Faucet with angled swivel neck	

part	description	INSTALLATION KITS
10585032	Whole House Installation Kit for all 1P and 2P series Filters, CWH-34, CWHC-34, SF10, and SF10C	
10798030	Whole House Installation Kit for CWH-VIH and VIH	
10811030	Under Sink Installation Kit for CF4, CF4-H, CWH-34, CWHC-34, CWH-VIH, SF10, SF10C, SI4, and VIH	
10811032	Under Sink Installation Kit for all 1P and 2P series Filters	
USKIT-38	Installation Kit for CUS-38	
10586030	Mounting Bracket Assembly for all 1P and 2P series Filters	
10799030	Mounting Bracket Assembly for CF4, CF4-H, CWH-34, CWHC-34, CWH-VIH, SF10, SF10C, SI4, VIH, and EFH series Filters	
HDF150BRAC	Mounting Bracket Assembly for HDF150 and CHD-100	
IC6CLIP	Mounting Clip for IC6 and SS6	



Campbell Uni-Dose™ Electronic Metering Pumps

SERIES U0 (single control)



part	voltage	max gpd	strokes/ minute	stroke length	max psi
U011-281	120	6	25	20-100%	80
U012-281	240	6	25	20-100%	80
U021-281	120	12	50	20-100%	80
U022-281	240	12	50	20-100%	80
U031-281	120	24	100	20-100%	80
U032-281	240	24	100	20-100%	80
U041-281	120	30	100	20-100%	80
U042-281	240	30	100	20-100%	80

Fully enclosed housing & encapsulated, solid state electronics, PVC head & fittings, exclusive features (see below) and 18 years of field-proven performance assure consistent metering and long term reliability. Adjustable stroke length.

SERIES U1 (dual control)



part	voltage	max gpd	strokes/ minute	stroke length	max psi
U121-281	120	12	2.5 to 50	20 to 100%	80
U122-281	240	12	2.5 to 50	20 to 100%	80
U131-281	120	24	5 to 100	20 to 100%	80
U132-281	240	24	5 to 100	20 to 100%	80
U141-281	120	30	5 to 100	20 to 100%	80
U142-281	240	30	5 to 100	20 to 100%	80

Same features and performance as the U0-series (above), plus the added feature of a variable speed (stroking frequency) control.

features

- Totally enclosed, chemically-resistant polypropylene housing for corrosion protection
- Encapsulated solid-state electronics for corrosion and shock protection
- Self-cleaning Uni-Valve design maintains prime and prevents scale buildup problems associated with ball valves
- Noise reduction engineering virtually silences the pump, making it ideal for home use
- Pressure relief system stops pump from stroking if back pressure exceeds pump capacity, and thermostatic protection prevents overheating
- Pump includes high-strength PVC Head, Foot Valve, Injection Check Valve, Suction Tubing, UV resistant PE Discharge Tubing, Suction Tubing Straightener, and Bleed/Priming Valve.
- Long stroke lengths and crisp valve action assure accurate chemical feed and help prevent loss of prime
- Turndown ratio up to 100:1 provides unmatched flexibility

REPAIR KIT

part	description
USP-281	Kit includes all the parts needed for routine maintenance on all the above Uni-Dose pumps: <ul style="list-style-type: none"> • 1 Flexiprene .8 SI Liquifram® Diaphragm • 4 Macroflex Uni-Valve Assemblies • 1 Spring • 1 Flexiprene Seal • 1 Shaft Seal

Campbell Manufacturing, Inc.
127 East Spring Street, P.O. Box 207
Bechtelsville, PA 19505-0207
800-523-0224, Fax 610-369-3580

U041-281




U131-281



USP-281



LPB4EA-VHC1-XXX



LP54EA-VHC1-XXX



CFPI-115-15



Campbell

Chemical Metering Pumps

T21



part	voltage	max. gpd	max. psi
LPB4EA-VHC1-XXX	115	24	100
LPB4EB-VHC1-XXX	230	24	100

These digitally-timed, electronic pumps meet pressure and capacity specifications even after extended use. And these state-of-the-art pumps are, by design, virtually unaffected by temperature, EMI, and other electrical disturbances.

- ETL-listed
- Highly-reliable digital timing circuit
- Water-resistant
- Leak-free liquid end
- Few moving parts
- Wall-mountable
- Auto/Off/Manual Switch
- Premium standard wetted-components materials
- Manual control by on-line adjustable stroke length and stroke rate
- Safe, easy priming with optional bleed valve assembly
- Internally-dampened to reduce noise to acceptable household levels
- Guided ball check valve systems for reduced backflow and outstanding priming

SERIES E PLUS
(electronic)

part	voltage	max. gpd	max. psi
LC54EA-VHC1-XXX	115	30	80
LC54EB-VHC1-XXX	230	30	80

These digitally-timed, electronic pumps meet pressure and capacity specifications even after extended use. And these state-of-the-art pumps are, by design, virtually unaffected by temperature, EMI, and other electrical disturbances.


- ETL-listed
- Few moving parts
- Wall-mountable
- Water-resistant
- Leak-free liquid end
- Highly-reliable digital timing circuit
- Auto/Off/Manual Switch
- Premium standard wetted-components materials
- Internally-dampened to reduce noise to acceptable household levels
- Guided ball check valve systems for reduced backflow and outstanding priming
- Manual control by on-line adjustable stroke length (stroke rate is fixed)
- Safe, easy priming with optional bleed valve assembly

SERIES C
(electronic)

part	voltage	max. gpd	max. psi
CFPI-115-15	115	15	100
CFPI-115-30	115	30	100
CFPI-230-15	230	15	100
CFPI-230-30	230	30	100

These positive-displacement, diaphragm-type feed pumps are versatile, easy-to-maintain, and engineered for a wide range of water treatment applications.

- Fully-adjustable output over entire operating range
- Lifetime-lubricated, sealed, self-maintaining gear train
- Strong, chemical-resistant, flame-retardant housing
- Metal-reinforce, short-stroke diaphragm for extra long life

SERIES 100
(residential)

part	for use with
K4VHC1	LPB4EA-VHC1-XXX, LPB4EB-VHC1-XXX, LC54EA-VHC1-XXX, and LC54EB-VHC1-XXX
KK100/200	100-series pumps

REPAIR KIT

Includes pump head assembly with suction & discharge valve, diaphragm, head screws & washers, and exploded-view assembly drawing.

Other pumps, parts, and accessories (including mixers and flow meters) available upon request.

Campbell Manufacturing, Inc.
 127 East Spring Street, P.O. Box 207
 Bechtelsville, PA 19505-0207
 800-523-0224, Fax 610-369-3580



Campbell

Ultraviolet Disinfection Systems

ULTRAVIOLET DISINFECTION SYSTEM (DWS-series)	part	max. gpm	no. lamps	flow regulator	inlet/outlet
	DWS-7	7	1	Yes	3/4 mpt
	DWS-15	15	1	Yes	3/4 mpt
	DWS-24	24	2	No	1-1/2 fpt



When used in conjunction with a Campbell Sediment Filter (see page T1), this system will automatically disinfect water in home or industry without chemicals or foul tastes &

odors. Water flows into the unit between the quartz sleeve and the chamber wall, setting up a controlled turbulence that exposes micro-organisms in the water to lethal dosages of ultraviolet rays, making exiting water safe and ready to use. Compact and easy to install, requires little maintenance and low operating costs. The 304 stainless steel disinfection chamber is guaranteed for 5 years, and all other components (except UV lamp) are guaranteed for 1 year.

ULTRAVIOLET DISINFECTION SYSTEM (SE-series)	part	max. gpm	no. lamps	flow regulator	inlet/outlet
	SE-7	7	1	Yes	3/4 mpt
	SE-15	15	1	Yes	3/4 mpt
	SE-24	24	2	No	1-1/2 fpt



Same construction, features, performance, and guarantees as the DWS-series (above), but also includes an electronic "Lamp Out" Circuit/Alarm, an "On/Off" Indicator Light, and an Auxiliary Output Terminal for the optional ATS-077 Solenoid Shut-off (not included).

ULTRAVIOLET DISINFECTION SYSTEM (with wiper)	part	max. gpm	no. lamps	flow regulator	inlet/outlet
	DWSW-15	15	1	Yes	3/4 mpt
	DWSW-24	24	2	No	1-1/2 fpt



Same construction, features, performance, and guarantees as the DWS-series (above), but also includes an Internal Wiper Unit that provides for manual cleaning of the quartz sleeve.

ACCESSORIES

part	description	for use with	no. required
ATS-257	"Lamp Out" Circuit Board/Alarm	SE-series	1
ATS-254E	UV Digital Dosage Meter w/Alarm	DWS15 & 24 models	1
ATS-077	Shut-off Solenoid	DWS-series	1
ATS-078	Shut-off Solenoid	SE-series	1

MAINTENANCE & REPLACEMENT PARTS

part	description	for use with	no. required
ATS-K07	Maintenance Kit [†]	DWS-7 & SE-7	1/year
ATS-K15	Maintenance Kit [†]	All 15 models	1/year
ATS-K24	Maintenance Kit ^{††}	All 24 models	1/year
ATS1-805	14" Lamp	DWS-7 & SE-7	1
ATS8-246	33.2" Lamp	All 15 & 24 models	1 ^{x2}
ATS6-211	Quartz Sleeve	DWS-7 & SE-7	1
ATS6-608	Quartz Sleeve	All 15 & 24 models	1 ^{x2}
ATS-5177	Standard Lens Kit	DWS-series	1
ATS-7600	Plastic Sight Lens (for cover)	SE-series	1
ATS8-222	Ballast (120V, 60Hz)	DWS-7 & SE-7	1
ATS8-224	Ballast (120V, 60Hz)	DWS-7 (before 6/98) & DWS-15	1
ATS8-225	Ballast (120V, 60Hz)	DWS-24	1
ATS-7031	Grommet (for ATS-077 Solenoid)	DWS & SE-series	1
ATS-4025	End Nut Assembly Kit (new style) ^{†††}	All models	2
ATS-4020	Wire/Socket/Plug Kit	DWS and SE-series (before 9/99)	2 ^{x2}
ATS5-408	End Nut (replaced by ATS-4025)	-	2 ^{x2}
ATS4-408	End Nut for Wiper Unit (replaced by ATS-4025)	DWSW-15 & 24	2 ^{x2}
ATS8-544	End Nut O-ring	All models	2 ^{x2}
V7A151C1-24	Flow Control	All 24 models	1

[†] Kit includes 1 Quartz Sleeve, 1 Lamp, and 2 O-rings.

^{††} Kit includes 2 Quartz Sleeves, 2 Lamps, and 4 O-rings.

^{†††} Kit includes O-ring (Quartz Seal End Nut), Brass End Nut, O-ring (Shroud End Nut), Socket w/Wire; Brass Shroud, and Grommet for Wire Assembly

^{x2} "No. Required" for 24 models is twice the listed amount.

Campbell Manufacturing, Inc.
127 East Spring Street, P.O. Box 207
Bechtelsville, PA 19505-0207
800-523-0224, Fax 610-369-3580

Commercial/Industrial systems available.



Tested and validated by
Analytical Services, Inc.

DWS-24 (rear view)



DWSW-15



DWS-7 (rear view)



ABS Well Caps **L1, L2**
 ABS Well Seals **K6, K7**
 Air Chargers **R4**
 Air Volume Controls **R3, R4**
 Alarm Systems **N3, S3, S4**
 Aluminum Well Caps **L1, L2, M4**
 Angled Sill Cocks **H6**
 Automatic Flush Valves **T18**

Ball Valves **H1, H2, H3**
 Basket Strainers **T16**
 Bleeder Valves **I1**
 Boiler Drains **H6**
 Box Connectors **S6**
 Brady Valves & Controls **G5, N3, R3**
 Brass Ball Valves **H1**
 Brass Check Valves **G1, G2**
 Brass Foot Valves **G3**
 Brass Insert Fittings **A1, A2, A3, A4, A5, A6, A7**
 Brass Service Valves **H4, H5, H6**
 Brass Tank Tees & Crosses **O1, O2, O3**
 Brass Threaded Fittings **C1, C2**
 Bremer Check Valves **G1**
 Bushings **A11, C2, C5, E3, P2**
 Butt Connectors **S5**

Cable Guards **R1, S6**
 Cable Saws **R6**
 Cable Ties **R1, S6**
 Caps **C2, C5, E3, L1, L2, M4, P1**
 Cartridges **T8, T9, T10, T11**
 Cast Iron Foot Valves **G8**
 Cast Iron Well Caps **L1, L2**
 Cast Iron Well Seals **K1, K2, K3, K4, K5**
 Chalky Deposit Filters **T3**
 Check Valves **G1, G2, G4, G5, G6, G7, G9, G10, M3, N2, N3**
 Chemical Contamination Filters **T3**
 Chemical/Metal Reduction Cartridges **T10**
 Chemical/Metal Reduction Systems **T7**
 Chemical Metering Pumps **T20, T21**
 Clamp On Pitless Adapters **M3**
 Clamps **Q1, Q2, Q3, Q4**
 Clear Casing Pitless Adapters **M4**
 Compression Fittings **F1, F2, F3, F4, F5, F6**
 Compression Splice Kits **S5**
 Constant Pressure Manifolds **O4**
 Countertop Filter Systems **T5**
 Couplings **A3, A6, A9, A11, B1, B2, B6, C1, C4, E1, F1, F2, F3, F4, P1**
 CPVC Ball Valves **H2, T18**
 Crosses **B5, C4, E4**
 Cup Leathers **P2, P3, P4**

Disconnects-Sewage **N1, N2**
 Disposable Chalky Deposit Filters **T3**
 Disposable Taste & Odor Filters **T2**
 Dole Flow Regulators **I2**
 Drain & Wire Fittings **M2**
 Drain Valves **H6, H7**
 Drive Caps **P1**
 Drive Couplings **P1**
 Drive Shoes **P4**
 Drop Pipe Couplings **C1, E1**
 Drop Pipe Vise Grips **R5**

Ductile Iron Check Valves **G4**
 Elbows **A4, A5, A7, A10, B1, B3, C1, C3, E2, F5**
 Electrical Tape **S5**
 Electronic Metering Pumps **T20, T21**

Faucets **T19**
 Female Adapters **A2, A6, A9, B2, E1, F2, F4**
 Filters **T1, T2, T3, T4, T5, T6, T7, T12, T13, T14, T15, T18**
 Filter Accessories **T19**
 Filter Installation Kits **T19**
 Filter Replacement Parts **T16, T17, T19**
 Filter Screens **T16**
 Flo Span Couplings **F1**
 Float Switches **N3, S1, S2, S3, S4**
 Flomatic Valves **G3, G4**
 Flow Regulator Valves **I2**
 Flush Valves **H2, T17, T18**
 Foot Valves **G3, G5, G8, G10**
 Frostproof Wall Faucets **J4**
 Frostproof Yard Hydrants & Parts **J1, J2, J3**

Galvanized Compression Couplings **F3**
 Galvanized Tank Tees **O4**
 Gate Valves **H5**
 Gauges **R2**
 Globe Valves **H7**
 Guide Rail Sewage Pump Disconnect Systems **N1**

Hammer Arrestors **R3**
 Hanflo Poly Pipe Fittings & Valves **F4, F5, F6, G10**
 Harmsco Filtration Products **T6, T11**
 Hazardous Chemical Cartridges **T10**
 Heat Shrink Splice Kits **S5**
 Heat Shrink Tubes **S5**
 Hole Saws **M4**
 Hose Bibbs **H6**
 Hose Clamp Drivers **Q3**
 Hose Clamps **Q1, Q2, Q3**
 Hot Water Filters **T6, T18**
 Hydrant Elbows **A5**
 Hydrant Tees **A5**
 Hydrants **J1, J2, J3, J4**

Icemaker Filters **T2**
 Ideal Clamps **Q1, Q2, Q3, Q4**

Lead Reduction Cartridges **T10**
 Leathers **G8, M1, M2, M3, P2, P3, P4**
 Lift Pumps **P2**
 Lightning Arrestors **S6**
 Locking Caps **L1**

Male Adapters **A1, A3, A6, A8, A10, A11, B1, B2, E1, F1, F2, F4**
 Malleable Fittings **C3, C4, C5**
 Mechanical Pump Switches **S3, S4**
 Mercury Pump Switches **S2, S4**
 Metering Pumps **T20, T21**
 Monoflex **U**
 Multi-Tube Filter Housings **T6**

Nipples **D1**
 Non Guide Rail Sewage Pump Disconnects **N2**
 Nylon Insert Fittings **B1**

O-rings **M1, M2, M3, T17**

Pinch Clamps **Q4**
 Pinching Tools **Q4**
 Pipe Cutters **R5**
 Pipe Holders **R5**
 Pipe Pullers **R5**
 Pipe Wrap Tape **R6**
 Pitcher Pumps **P2**
 Pitless Adapters **M1, M2, M3, M4**
 Plastic Ball Valves **H2, H3**
 Plastic Check Valves **G5**
 Plastic Filter Housings **T4, T5**
 Plastic Filters **T1, T2, T3**
 Plastic Foot Valves **G3, G5**
 Plastic Insert Fittings **B1, B2, B3, B4, B5, B6**
 Plastic Pipe Cutters **R5**
 Plastic Service Valves **H7**
 Plastic Well Caps **L1, L2**
 Plastic Well Seals **K6, K7**
 Pleated Cartridges **T11**
 Plugs **B2, C2, C5, E4, S1**
 Points **P1**
 Poly Pipe Compression Fittings **F4, F5, F6**
 Pressure Gauges **R2**
 Pressure Switches **S1**
 Pull Rods **N2**
 Pulsafeeder Chemical Metering Pumps **T21**
 Pulsation Plugs **S1**
 Pump Control & Alarm Systems **N3, S3, S4**
 Pump Mounting Brackets **R5**
 Pumps **P2, T20, T21**
 PVC Check Valves **G6, G7, N3**
 PVC Compression Fittings **F1, F2**
 PVC Insert Fittings **B2, B3, B4, B5**
 PVC Tank Crosses **O4**

Quick Change Arbors **M4**

Red Brass Insert Fittings **A1, A2, A3, A4, A5**
 Red Brass Threaded Fittings **C1, C2**
 Relief Valves **I1**
 Repair Couplings **B6**
 Reverse Osmosis Systems **T7**
 Rope **R1**
 Rope Adapters **A4, A9**
 Rusco Filters, Screens & Parts **T12, T13, T14, T15, T16, T17, T18**
 RV Filters **T3**

Safety Rope **R1**
 Safety Switches **S1**
 Sanitary Yard Hydrant & Parts **J3**
 Scale Cartridges **T10**
 Schedule 40 Fittings **E1, E2, E3, E4**
 Sediment Cartridges **T8, T9, T11**
 Sediment Filters **T1, T12, T13, T14, T15, T18**
 Service Valves **H4, H5, H6, H7**
 Sewage Pump Disconnects **N1, N2**
 Sill Cocks **H6**
 Sniffer Valves **I1**

Socket Adapters **E1**
 Spigot Adapters **F2**
 Spin Down Filters **T12, T13, T14, T15, T18**
 Splice Kits **S5**
 Square D Switches **S1**
 Stainless Steel Check Valves **G4**
 Stainless Steel Filter Housings **T6**
 Stainless Steel Insert Fittings **A11**
 Steel Insert Fittings **A8, A9, A10, A11**
 Stop & Waste Valves **H4**
 Strainers **G5, G8, T16**
 Submersible Pump Screens **K6**
 Suction Strainers **G8**
 Sump Pump Check Valves **G5, G6, G9, N3**
 Sump Pump Discharge Kits **N3**
 Sump & Sewage Accessories **N3**
 Surge Arrestors **S6**
 Swing Check Valves **G6, G7, H5**
 Switches **S1, S2, S3**

Tank Fitting Packages **O5, O6**
 Tank Floats **I1**
 Tank Float Valves **I1**
 Tank Legs **R5**
 Tank Manifolds **O4**
 Tank Tees & Crosses **O1, O2, O3, O4**
 Tape **R6, S5**
 Taper Taps **R5**
 Taste & Odor Cartridges **T9, T11**
 Taste & Odor Filters **T2**
 Tees **A5, A7, B1, B4, B5, C2, C4, E2, F1, F5**
 Thread Seal Tape **R6**
 Top Guides **R2**
 Torque Stops **R1**
 Torque Resistors **R1**

Ultraviolet Disinfection Systems **T22**
 Ultraviolet System Replacement Parts **T22**
 Uni-Dose Electronic Metering Pumps **T20**
 Union Ball Valves **H3**
 Union Male Adapters **A1**
 Union Tank Tees **O3**
 Unions **C2, C5, E4, F6**
 Vacuum Breakers **J4**
 Valve Leathers **G8, P2, P4**
 Ventilated Well Caps **L2, M4**
 Vents **K7**

Wall Faucets **J4**
 Water Filters **T1, T2, T3, T4, T5, T6**
 Water Hammer Arrestors **R3**
 Water Treatment Systems **T7**
 Watertight Well Caps **L1, M4**
 Well Caps **L1, L2, M4**
 Well Points **P1**
 Well Seal Elbows **A4, A10**
 Well Seal Vents **K7**
 Well Seals **K1, K2, K3, K4, K5, K6, K7**
 Wire Guards **R1, S6**
 Wire Nuts **S6**

Yard Hydrants & Parts **J1, J2, J3**
 Yellow Brass Insert Fittings **A6, A7**