

## Features

- Two lever handles offer separate control of hot and cold water.
- 5-13/16" (148 mm) spout reach.
- 1.0 gpm (3.8 lpm) maximum flow rate at 60 psi (4.14 bar).
- KOHLER ceramic disc valves exceed industry longevity standards for a lifetime of durable performance.
- Includes metal pop-up drain with 1-1/4" metal tailpiece.
- Coordinates with other products in the Avid collection.
- Three-hole installation for 8" to 16" centers.

## Material

- Premium metal construction for durability and reliability.
- KOHLER finishes resist corrosion and tarnishing.

## Installation

- Handles are preassembled on valves to simplify installation.
- Flexible supply lines and quick-connect fittings simplify installation.



**ADA** **CSA B651** **OBC**

## Codes/Standards



ASME A112.18.1/CSA B125.1  
NSF/ANSI 61  
NSF/ANSI 372  
All applicable US Federal and State material regulations  
DOE - Energy Policy Act 1992  
California Energy Commission (CEC)  
ADA  
ICC/ANSI A117.1  
CSA B651  
OBC

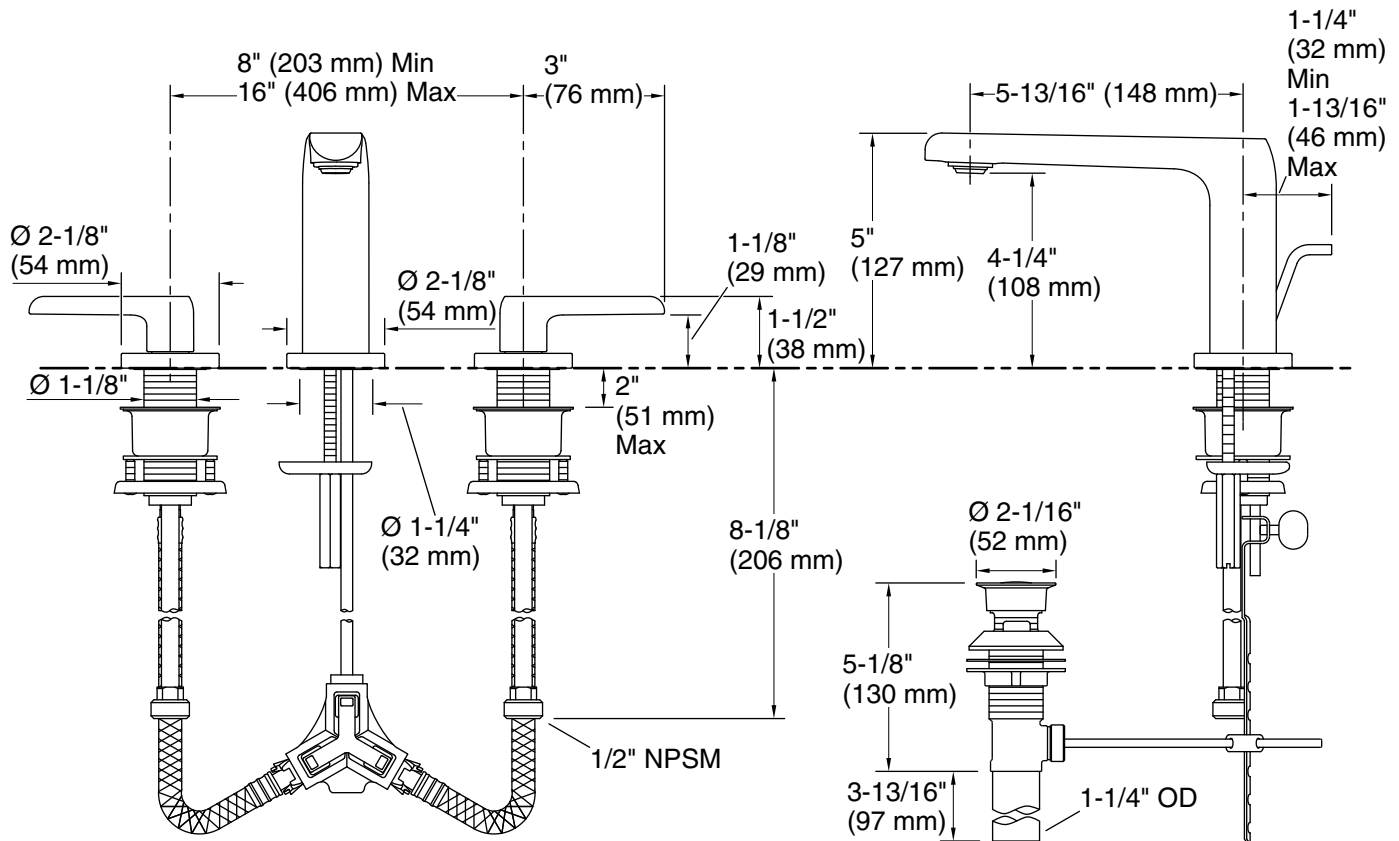
## KOHLER® Faucet Lifetime Limited Warranty

See website for detailed warranty information.

## Available Colors/Finishes

*Color tiles intended for reference only.*

Color	Code	Description
	CP	Polished Chrome
	BN	Vibrant® Brushed Nickel
	BL	Matte Black
	2MB	Vibrant® Brushed Moderne Brass



## Technical Information

All product dimensions are nominal.

### Faucet:

Flow rate:	1 gal/min (3.8 l/min)
Pressure:	60 psi (4.1 bar)
Valve body:	Machined-brass
Drain included:	Yes
Drain with overflow:	Yes

### Spout:

Spout reach:	21-15/16\" (151 mm)
--------------	---------------------

## Notes

Install this product according to the installation instructions.

ADA compliant for handles only.

ADA, OBC, CSA B651 compliant when installed to the specific requirements of these regulations.