



**Accord®**

60-1/4" x 30" smooth bath/shower  
**71240120**



### Features

- 15" (381 mm) apron.
- Pivot snap-together modular design.
- Smooth, high-gloss walls.
- Four corner shelves.

### Material

- Made from solid Vikrell® material for strength, durability, and lasting beauty.

### Installation

- Alcove.
- Right drain.
- Caulk-free installation.

### Recommended Products/Accessories

K-23726 Drain treatment  
K-23733 Vikrell® cleaner

### Included Components

Product consists of:

71244100 60" x 31-1/4" smooth wall set  
71141120 60" Bath w/ right-hand drain



### Codes/Standards



CSA B45.11/IAPMO Z401  
ASTM E162  
ASTM E662  
HUD, UM Bulletin 73

### Warranty – Bathing Fixtures (and Kitchen and Utility Sinks Made of Solid Vikrell® Material)

See website for detailed warranty information.

### Available Colors/Finishes

*Color tiles intended for reference only.*

Color	Code	Description
	0	White
	96	KOHLER Biscuit

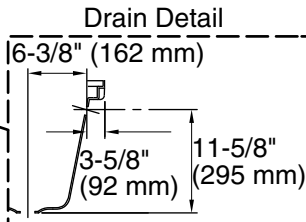
1-800-STERLING (1-800-783-7546)

Kohler Co. reserves the right to make revisions without notice to product specifications.

For the most current Specification Sheet, go to [www.sterlingplumbing.com](http://www.sterlingplumbing.com).



60-1/4" x 30" smooth bath/shower  
**71240120**



All product dimensions are nominal.

Installation:	Three-wall alcove
Drain location:	Right
Basin area, bottom:	46-1/4" x 20-1/2" (1175 mm x 521 mm)
Basin area, top:	52-1/4" x 22-1/2" (1327 mm x 572 mm)
Water depth:	11" (279 mm)
Water capacity:	34 gal (128.7 L)
Maximum door height:	56-1/2" (1435 mm)
Maximum door width:	56-3/4" (1441 mm)

Install this product according to the installation instructions.

Product is designed to be used with a single-handle mixer valve with an escutcheon cover not to exceed 7-3/4" (197 mm) in width.

Double studding is recommended for pivot shower door installations.

Studs should be positioned roughly as shown.

Bath cannot be installed without the wall surround.

Width of back wall at the top transitions from 60" (1524 mm) at the front to 59-3/8" (1508 mm) in the back corners. Furring strips approximately 1/4" (6 mm) thick should be used at the back corner studs if drywall is to be installed over the nailing flange.