


Model 81

Legacy Series Drum Humidifier
Residential Whole-House (GFI #5048)

Breathe Healthier

Control Indoor Humidity.

Installing a GeneralAire® Whole House Humidifier can reduce allergy and asthma symptoms, minimize risk of infection, protect valuables (such as furniture, woodwork and musical instruments) and save you money.



How the 81 Works:

Inside the 81 a drum and evaporator sleeve continually rotate through a water-filled trough. Warm air from your furnace passes through the unit and soaked evaporator sleeve to deliver moistened, healthier air to your family.

Details inside or go to: www.generalfilters.com/model81

Install a humidifier in your home to:

Protect your family's health:

Low humidity is where viruses can thrive and cause your throat and nasal passages to dry. This leads to nose bleeds, increased risk of infection, colds, flu and other respiratory ailments. Dry air can trigger asthma and allergy symptoms. Air that's too dry causes dry/itchy/cracked skin.

Protect Your Valuables:

Dry air in your home can cause expensive artwork, wood flooring, cabinets, furniture and musical instruments to crack. Dry air increases annoying static shocks that can damage electronics.

Save money:

Since dry air can cause woodwork to crack, resulting gaps in windows & doors let cold outside air in. In addition, dry air feels colder. Take the chill out with an 81. Turn your thermostat down and save money.

Manufacturers of Whole House Residential Indoor Air Quality Products. In Business Since 1937.
Humidifiers - Dehumidifiers - Air Cleaners - UV Air Purifiers - Heat/Energy Recovery Ventilators

www.generalfilters.com



Model 81

Legacy Series Drum Humidifier Residential Whole-House (GFI #5048)

Why Whole-House Humidification Vs Portable Room Units?

See the top reasons below why a whole-house humidifier is a better option for your home than a portable room unit:

	GeneralAire® Model 81 Whole House Humidifier	Portable Humidifier Units
Controls humidity in every room of your house	Yes. You will benefit from proper humidification throughout your home.	No. You'll need to purchase a unit for every room in your house.
Quiet Operation	Yes. Your system will be so quiet you'll forget it's there.	No. Portable units are noisy and take up space in your rooms.
Minimal Maintenance	Yes. Maintenance is only one time per year!	No. You'll need to constantly be re-filling and cleaning water pans.

Selecting a Humidifier

Considerations for selecting a whole house humidifier can include:

1. Size of your home
2. Number Of HVAC systems in your home
3. Type of humidification preferred
4. Maintenance requirements
5. Age of your home
6. Your climate
7. Cost to operate
8. Home building / woodwork projects

We recommend speaking with a licensed contractor for assistance with your humidifier selection and installation. Use our "Find a Contractor" tool on www.generalfilters.com for a list of contractors in your area.

Ideal Humidity Level

Research has shown that 40% to 60% relative humidity provides a comfortable and healthy environment for your woodwork, furniture, plants, your pets and especially you and your family.

How Much Humidity Do I Need?

Calculate the Total Cubic Feet of Home

Total Home Square Footage X Average Ceiling Height
(Include the basement)

Calculate the Load (lbs/hr)

Total Cubic Feet X Desired Condition Factor
(Table Below)
X 1.05 For Each Fireplace

Calculate Gallons Per Day (GPD)

Gallons Per Day = Load (lbs/hr) X 2.88

Indoor Air Temp °F	Indoor RH%			
	35%	40%	45%	50%
68	0.00015	0.00018	0.00021	0.00024
70	0.00017	0.00020	0.00023	0.00026
72	0.00019	0.00022	0.00025	0.00028




Use the Humidification Calculator on our website to assist you in selecting the right humidifier for your home.

www.generalfilters.com/humiditycalculator

Model 81

Legacy Series Drum Humidifier Residential Whole-House (GFI #5048)



Motor
24 Volt Low Voltage Wiring
- For easy connection

Water Intake Valve
- Automatically fills water tray for you.

Included
MHX3 Manual Humidistat
Included with your Model 81



Easy-to-Use Dial
Simply turn the dial to the desired humidity level for your comfort.
Contemporary Design

Easy-Access Lift-Off Cover
- For simple evaporator pad replacement and maintenance

Bypass Duct (Not Shown) & Motor
- (Shown on left side of unit) can be mounted to the left or right.
- Mounts on warm air plenum for maximum humidification.

Inspection Window
- Easily check the condition of your vapor pad (replace once per season) and water pan (clean once per season).

No Water Waste
- All water is used for humidification
- None is wasted down the drain!

Cover Screws
- To remove cover, loosen screws, slide cover up and lift off top "ledge". (Do the opposite to replace.)
- No tools needed.

Maintenance


Maintenance of your new GeneralAire® 81 Legacy Drum Humidifier is minimal. To ensure peak performance and reliable operation, simply change your evaporator sleeve once per year and clean mineral deposits from the water pan. A solution of 1/2 vinegar and 1/2 water is suggested. Go to [www.generalfilters.com / support center / video library](http://www.generalfilters.com/support-center/video-library) to view a video demonstrating how to perform maintenance on your 81.

Date of Installation: _____

Contractor's Contact Information:

Model 81

Legacy Series Drum Humidifier Residential Whole-House (GFI #5048)

Model 81 Specifications	
Gallons Per Day	16
Home Size	Up to 2,800 Sq. Ft.
Type	Reservoir Drum
Unit Dimensions	12" W x 11 1/2" H x 11" D
Weight	13 Lbs.
Plenum Opening	8" W x 7 1/2" H
Duct Opening	6" (Bypass Assembly Supplied)
Operation	Water Evaporation Via Furnace Heat
Valve	Self Tapping
Thermostat Wire	10', 24V
Water Supply Tubing	10'
Evaporator Sleeve	81-15 GFI # 7099 (Replace Once Per Year)
Pallet Quantity	21
Mounting	Return Air Duct
Warranty	One Year 

81 Performance Baseline Criteria	
Outside Design Temp	0° F (-18° C)
Outside Design RH	70%
Inside Design Temp	70° F (21° C)
Inside Design RH	30%
Ceiling Height	8'
Plenum Temperature	120° F (49° C)
Loose (.75 ACH)	800 Sq. Ft.
Average (.50 ACH)	1500 Sq. Ft.
Tight (.30 ACH)	2800 Sq. Ft.
<ul style="list-style-type: none">• Test results are from cold water application• GPD shown is at 120° Plenum Temperature• Performance assumes 8 hour average furnace run time in 24-hour period.	

Inside the Box

- Float Valve Assembly
- 24 V Transformer
- Water Tube Kit
- Parts Bag
- Electrical Leads
- MHX3 Manual Control, Duct Mount Humidistat. (Order part number #7053 to mount on wall.)
- Model 81 Drum Humidifier
- Warranty Card
- Installation Manual
- Duct Cutout Template
- Evaporator Sleeve (inside unit)
- Connecting Collar
- Flexible Bypass Pipe With Damper



Purchase replacement parts from your local wholesaler, a licensed contractor or from our website: www.generalfilters/part



www.generalfilters.com



Our Other Brands



Canadian General Filters, Ltd.
400 Midwest Rd.
Toronto, ON M1P3A9 Canada
Toll Free: (888) 216-9184
www.cgfproducts.com



General Filters, Inc.
43800 Grand River Avenue
Novi, Michigan 48375
Toll Free: (866) 476-5101
www.generalaire.com

Last Updated: 2-2014

Visit www.generalaire.com (Click on "Literature") to download GeneralAire® brochures, installation manuals and product guides. All information subject to change without notice.