



Cimarron® Comfort Height®

Two-piece round-front 1.6 gpf chair-height toilet
K-3888

Features

- Two-piece design.
- Round-front bowl offers an ideal solution for smaller baths and powder rooms.
- Comfort Height® feature offers chair-height seating that makes sitting down and standing up easier for most adults.
- 1.6 gpf (6.0 lpf)
- 2-1/8" (54 mm) fully-glazed trapway.
- Left-hand Polished Chrome trip lever.
- Combination consists of the K-4347 bowl and the K-4167 tank.
- Coordinates with other products in the Cimarron collection.
- Light-touch canister flush requires a lower actuation force than a flapper.
- Vitreous china.
- 11" (279 mm) x 8-3/4" (222 mm) water area.
- 27-1/4" (692 mm) x 17-5/8" (448 mm) x 30-1/2" (775 mm).

Technology

- Single-flush gravity uses the force of gravity and a precision-engineered tank, bowl, and trapway to create a strong siphon during flushing.
- AquaPiston® canister allows water to flow into the bowl from all sides (360 degrees), increasing the power and effectiveness of the flush.
- Flush valve's 3:2 ratio harnesses the natural force of gravity and optimizes flush performance.
- Durable canister design has 90% less exposed seal material than a 3" flapper for leak-free performance.
- AquaPiston® canister flush valve optimizes flush performance and resists warping and deterioration.

Installation

- Standard 12" (305 mm) rough-in.
- DryLock® System saves installation time and helps prevent water leakage.
- Seat and supply line sold separately.

Recommended Products/Accessories

K-4639 Cachet® Quiet-Close™ Round-Front Toilet Seat
K-5589 Purefresh® Round-Front Toilet Seat
K-76923 Puretide™ Quiet-Close™ Round-front manual
cleansing toilet seat
K-5420 Low-Profile Bolt Caps
K-9466-L Left-Hand Trip Lever
K-9470-L Left-Hand Trip Lever
1023457 Wax Ring/Hardware Kit
1265114 Connector Hose
K-23726 Drain treatment

Included Components

1-800-4KOHLER (1-800-456-4537)

Kohler Co. reserves the right to make revisions without notice to product specifications.

For the most current Specification Sheet, go to www.kohler.com.



Codes/Standards







ASME A112.19.2/CSA B45.1
DOE - Energy Policy Act 1992
California Energy Commission (CEC)

KOHLER® Toilets and Seats Limited Warranty

See website for detailed warranty information.

Available Colors/Finishes

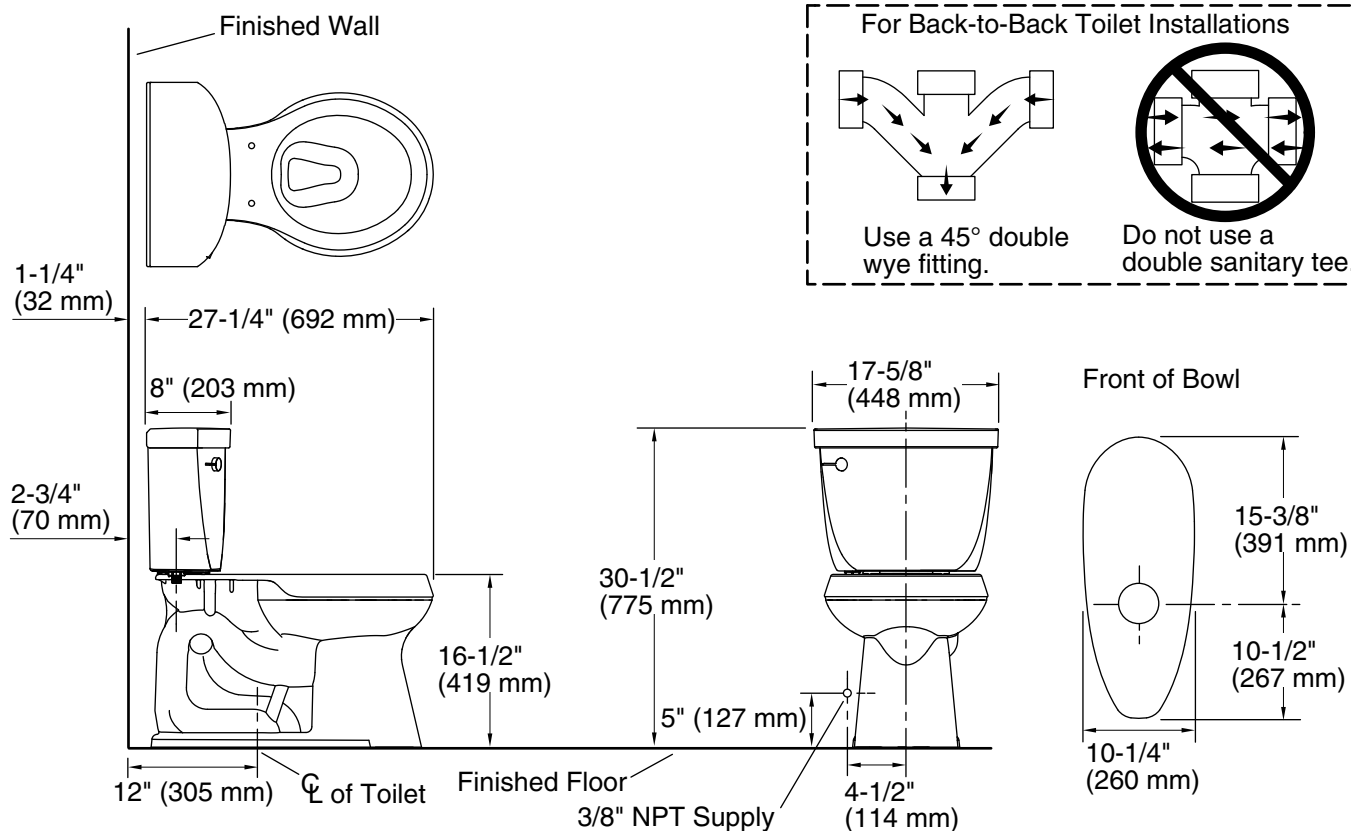
Color tiles intended for reference only.

Color	Code	Description
	0	White
	96	Biscuit
	NY	Dune
	95	Ice™ Grey
	G9	Sandbar
	7	Black Black™

THE BOLD LOOK
OF **KOHLER®**

KOHLER®

Cimarron® Comfort Height® Two-piece round-front 1.6 gpf chair-height toilet K-3888



Technical Information

All product dimensions are nominal.

Toilet type:	Two-piece, Floor-mount
Waste Outlet:	Floor
Bowl shape:	Round-front
Flush type:	AquaPiston®
Trap passageway:	2-1/8" (54 mm)
Water Consumption	
Full:	1.6 gpf (6 lpf)
Water surface size:	11" x 8-3/4" (279 mm x 222 mm)
Rim to water surface:	5-1/4" (133 mm)
Rough-in:	12" (305 mm)
Seat-mounting holes:	5-1/2" (140 mm)

Notes

Install this product according to the installation instructions.

For back-to-back toilet installations: Use only a 45° double wye fitting.

1-800-4KOHLER (1-800-456-4537)

Kohler Co. reserves the right to make revisions without notice to product specifications.

For the most current Specification Sheet, go to www.kohler.com.

THE BOLD LOOK
OF **KOHLER®**