


# To Go!

Fits perfectly, installs easily,  
and is in stock!

**2011 Price Book**



# Hansgrohe To Go!

Founded in 1901 in Schiltach, Germany, Hansgrohe has been setting trends for over 100 years with state-of-the-art designs and innovative plumbing products for the shower, kitchen, and bath.

Today, Hansgrohe is known worldwide for unparalleled performance and quality. With our styles, innovative technology and progressive approach to “green” products, we are determined to deliver customer satisfaction, now and in the future.

*Hansgrohe To Go!* now offers a selection of WaterSense-approved products. These showerheads and handshowers boast excellent performance while maintaining significant water savings.

Including a wide variety of showerheads and handshowers, accessories and our most commonly requested spare parts, *Hansgrohe To Go!* is priced right to give you a profitable edge and is available in-stock every day. All products meet standard installation requirements, such as ½" connections.

In 1998, Hansgrohe made a commitment to the U.S. market by opening a fully integrated manufacturing and distribution facility near Atlanta, Georgia, where we proudly assemble *Hansgrohe To Go!* shower products.

Since 1901, professionals like you have counted on the Hansgrohe tradition of innovation and partnership.

And now, it's easier than ever.

***Hansgrohe To Go!* Fits perfectly, installs easily, and is in stock!**

- 2 **Showerheads**
- 4 **Handshowers**
- 6 **Handshower Sets**
- 7 **Accessories**
- 8 **Spare Parts**
- 10 **The “Green” Behind the Green Logo**
- 12 **Product Features**
- 14 **Merchandising Materials**
- 16 **Planogram Suggestions**
- 19 **Packaging**
- 22 **Warranty and General Terms/Conditions**







Schiltach, Germany




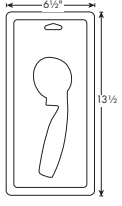




North American Headquarters, Alpharetta, Georgia

| Showerheads   | Finish                                     | Part No.                         | List \$   |
|---|--|----------------------------------|---|
|     | Chrome<br>Brushed Nickel                   | 28496005<br>28496825             | 178<br>316  |
| <b>Clubmaster 3-Jet Showerhead</b> <ul style="list-style-type: none"> <li>• Solid brass shell</li> <li>• Full, Soft Aerated and Pulsating Massage spray modes</li> <li>• 1/2" female inlet</li> <li>• 72 no-clog spray channels</li> </ul>  |  |                                  |   |
|   |  |                                  |    |
|     | Chrome<br>Brushed Nickel<br>Polished Brass | 04071000<br>04071820<br>04071930 | 69<br>96<br>76  |
| <b>Croma E 100 3-Jet Showerhead</b> <ul style="list-style-type: none"> <li>• 4" spray face</li> <li>• Full, Pulsating Massage and Intense Turbo spray modes</li> <li>• 1/2" female inlet</li> <li>• 75 no-clog spray channels</li> </ul>  |  |                                  |   |
|   |  |                                  |    |
|     | Chrome<br>Brushed Nickel<br>Polished Brass | 04081000<br>04081820<br>04081930 | 72<br>100<br>79   |
| <b>Croma E 100 Green 3-Jet Showerhead, 1.75 GPM</b> <ul style="list-style-type: none"> <li>• 4" spray face with Full, Pulsating Massage and Intense Turbo spray modes</li> <li>• 1/2" female inlet</li> <li>• 75 no-clog spray channels</li> <li>• Flow 1.75 GPM: <b>30% Water Savings</b></li> </ul> |  |                                  |    |
|   |  |                                  |          |
|     | Chrome<br>Brushed Nickel                   | 04331000<br>04331820             | 65<br>90  |
| <b>Croma E 100 Green Vario-Jet Showerhead, 2.0 GPM</b> <ul style="list-style-type: none"> <li>• 4" spray face</li> <li>• Four spray zones, adjustable intensity</li> <li>• 1/2" female inlet</li> <li>• 85 no-clog spray channels</li> <li>• Flow 2.0 GPM: <b>20% Water Savings</b></li> </ul>        |  |                                  |   |
|   |  |                                  |       |
|     | Chrome<br>Brushed Nickel                   | 28443001<br>28443821             | 69<br>100   |
| <b>Croma E 75 3-Jet Showerhead</b> <ul style="list-style-type: none"> <li>• Full, Pulsating Massage and Intense Turbo spray modes</li> <li>• 1/2" female inlet</li> <li>• 40 no-clog spray channels</li> </ul>  |  |                                  |   |
|   |  |                                  |    |
|     | Chrome<br>Brushed Nickel                   | 04335000<br>04335820             | 70<br>95  |
| <b>Croma E 75 Green 3-Jet Showerhead, 2.0 GPM</b> <ul style="list-style-type: none"> <li>• Full, Pulsating Massage and Intense Turbo spray modes</li> <li>• 1/2" female inlet</li> <li>• 40 no-clog spray channels</li> <li>• Flow 2.0 GPM: <b>20% Water Savings</b></li> </ul>                       |  |                                  |    |
|   |  |                                  |     |
|     | Chrome<br>Brushed Nickel                   | 06498000<br>06498820             | 41<br>58  |
| <b>Croma E 75 Green 1-Jet Showerhead, 1.5 GPM</b> <ul style="list-style-type: none"> <li>• Full spray</li> <li>• 1/2" female inlet</li> <li>• 55 no-clog spray channels</li> <li>• Flow 1.5 GPM: <b>40% Water Savings</b></li> </ul>  |  |                                  |    |
|   |  |                                  |    |
|     | Chrome                                     | 28492001                         | 24  |
| <b>Croma Green 1-Jet Showerhead, 2.0 GPM</b> <ul style="list-style-type: none"> <li>• Full spray</li> <li>• 1/2" female inlet</li> <li>• 50 no-clog spray channels</li> <li>• Flow 2.0 GPM: <b>20% Water Savings</b></li> </ul>   |  |                                  |   |
|   |  |                                  |     |
|   |  |                                  | <b>#28492005 24-piece multi-pack merchandiser available (see page 15). Contact Hansgrohe for special pricing.</b>   |

| Showerheads   | Finish  | Part No.                                     | List \$   |
|---|---|--|---|
|     | Chrome<br>Brushed Nickel<br>Rubbed Bronze<br>Polished Brass | 04070000<br>04070820<br>04070920<br>04070930 | 74<br>104<br>104<br>80  |
| <b>Croma C 100 3-Jet Showerhead</b> <ul style="list-style-type: none"> <li>• 4" spray face</li> <li>• Full, Pulsating Massage and Intense Turbo spray modes</li> <li>• 1/2" female inlet</li> <li>• 75 no-clog spray channels</li> </ul>  |   |  |   |
|   |   |  |    |
|     | Chrome<br>Brushed Nickel                                    | 04333000<br>04333820                         | 70<br>100   |
| <b>Croma C 100 Green 3-Jet Showerhead, 2.0 GPM</b> <ul style="list-style-type: none"> <li>• 4" spray face with Full, Pulsating Massage and Intense Turbo spray modes</li> <li>• 1/2" female inlet</li> <li>• 75 no-clog spray channels</li> <li>• Flow 2.0 GPM: <b>20% Water Savings</b></li> </ul>   |   |  |    |
|   |   |  |    |
|     | Chrome<br>Brushed Nickel<br>Rubbed Bronze<br>Polished Brass | 04080000<br>04080820<br>04080920<br>04080930 | 79<br>110<br>110<br>84  |
| <b>Croma C 100 Green 3-Jet Showerhead, 1.75 GPM</b> <ul style="list-style-type: none"> <li>• 4" spray face with Full, Pulsating Massage and Intense Turbo spray modes</li> <li>• 1/2" female inlet</li> <li>• 75 no-clog spray channels</li> <li>• Flow 1.75 GPM: <b>30% Water Savings</b></li> </ul> |   |  |    |
|   |   |  |    |
|     | Chrome<br>Brushed Nickel<br>Polished Brass                  | 06126000<br>06126820<br>06126930             | 69<br>96<br>74  |
| <b>Croma C 75 2-Jet Showerhead</b> <ul style="list-style-type: none"> <li>• Full and Massage spray modes</li> <li>• 1/2" female inlet</li> <li>• 40 no-clog spray channels</li> </ul>   |   |  |   |
|   |   |  |   |
|     | Chrome<br>Brushed Nickel                                    | 06126005<br>06126825                         | 69<br>96  |
| <b>Croma C 75 Green 2-Jet Showerhead, 2.0 GPM</b> <ul style="list-style-type: none"> <li>• Full and Massage spray modes</li> <li>• 1/2" female inlet</li> <li>• 40 no-clog spray channels</li> <li>• Flow 2.0 GPM: <b>20% Water Savings</b></li> </ul>  |   |  |    |
|   |   |  |     |


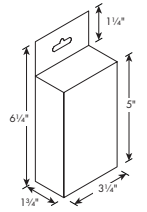

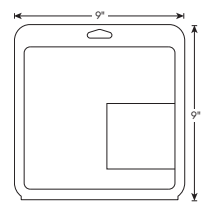

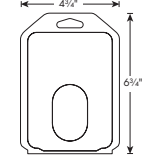

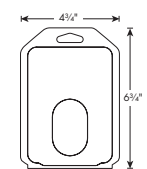

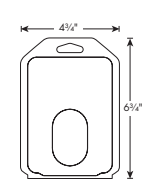

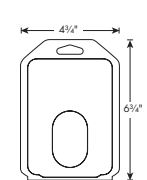


| Handshowers  | Finish                                     | Part No.                         | List \$         |
|--|--|----------------------------------|-----------------|
|   <p><b>Croma E 100 3-Jet Handshower</b></p> <ul style="list-style-type: none"> <li>4" spray face</li> <li>Full, Pulsating Massage and Intense Turbo spray modes</li> <li>75 no-clog spray channels</li> </ul> <p><b>QUICK CLEAN</b></p>   | Chrome<br>Brushed Nickel<br>Polished Brass | 04073000<br>04073820<br>04073930 | 74<br>101<br>82 |
|   <p><b>Croma E 100 Green 3-Jet Handshower, 1.75 GPM</b></p> <ul style="list-style-type: none"> <li>4" spray face</li> <li>Full, Pulsating Massage and Intense Turbo spray modes</li> <li>75 no-clog spray channels</li> <li>Flow 1.75 GPM: <b>30% Water Savings</b></li> </ul> <p><b>AIR POWER</b> <b>ECO RIGHT</b> <b>QUICK CLEAN</b></p>   | Chrome<br>Brushed Nickel<br>Polished Brass | 04083000<br>04083820<br>04083930 | 82<br>114<br>92 |
|   <p><b>Croma E 100 Green Vario-Jet Handshower, 2.0 GPM</b></p> <ul style="list-style-type: none"> <li>4" spray face</li> <li>Four spray zones, adjustable intensity</li> <li>85 no-clog spray channels</li> <li>Flow 2.0 GPM: <b>20% Water Savings</b></li> </ul> <p><b>AIR POWER</b> <b>ECO RIGHT</b> <b>QUICK CLEAN</b></p>   | Chrome<br>Brushed Nickel                   | 04332000<br>04332820             | 65<br>90        |
|   <p><b>Croma E 75 3-Jet Handshower</b></p> <ul style="list-style-type: none"> <li>Full, Pulsating Massage and Intense Turbo spray modes</li> <li>40 no-clog spray channels</li> </ul> <p><b>QUICK CLEAN</b></p>   | Chrome<br>Brushed Nickel                   | 28573001<br>28573821             | 68<br>98        |
|   <p><b>Croma E 75 Green 3-Jet Handshower, 2.0 GPM</b></p> <ul style="list-style-type: none"> <li>Full, Pulsating Massage and Intense Turbo spray modes</li> <li>40 no-clog spray channels</li> <li>Flow 2.0 GPM: <b>20% Water Savings</b></li> </ul> <p><b>AIR POWER</b> <b>ECO RIGHT</b> <b>QUICK CLEAN</b></p>        | Chrome<br>Brushed Nickel                   | 04336000<br>04336820             | 65<br>90        |
|   <p><b>Croma E 75 Green 1-Jet Handshower, 1.5 GPM</b></p> <ul style="list-style-type: none"> <li>Full spray mode</li> <li>55 no-clog spray channels</li> <li>Flow 1.5 GPM: <b>40% Water Savings</b></li> </ul> <p><b>AIR POWER</b> <b>ECO RIGHT</b> <b>QUICK CLEAN</b></p>   | Chrome<br>Brushed Nickel                   | 06497000<br>06497820             | 52<br>68        |
|  |  |                                  |                 |
|  |  |                                  |                 |

| Handshowers   | Finish  | Part No.                                     | List \$                 |
|---|---|--|-------------------------|
|   <p><b>Croma C 100 3-Jet Handshower</b></p> <ul style="list-style-type: none"> <li>4" spray face</li> <li>Full, Pulsating Massage and Intense Turbo spray modes</li> <li>75 no-clog spray channels</li> </ul> <p><b>QUICK CLEAN</b></p>  | Chrome<br>Brushed Nickel<br>Rubbed Bronze<br>Polished Brass | 04072000<br>04072820<br>04072920<br>04072930 | 79<br>111<br>111<br>87  |
|   <p><b>Croma C 100 Green 3-Jet Handshower, 2.0 GPM</b></p> <ul style="list-style-type: none"> <li>4" spray face</li> <li>Full, Pulsating Massage and Intense Turbo spray modes</li> <li>75 no-clog spray channels</li> <li>Flow 2.0 GPM: <b>20% Water Savings</b></li> </ul> <p><b>AIR POWER</b> <b>ECO RIGHT</b> <b>QUICK CLEAN</b></p>     | Chrome<br>Brushed Nickel                                    | 04334000<br>04334820                         | 75<br>100               |
|   <p><b>Croma C 100 Green 3-Jet Handshower, 1.75 GPM</b></p> <ul style="list-style-type: none"> <li>4" spray face</li> <li>Full, Pulsating Massage and Intense Turbo spray modes</li> <li>75 no-clog spray channels</li> <li>Flow 1.75 GPM: <b>30% Water Savings</b></li> </ul> <p><b>AIR POWER</b> <b>ECO RIGHT</b> <b>QUICK CLEAN</b></p>   | Chrome<br>Brushed Nickel<br>Rubbed Bronze<br>Polished Brass | 04082000<br>04082820<br>04082920<br>04082930 | 91<br>121<br>121<br>100 |
|   <p><b>Croma C 75 2-Jet Handshower</b></p> <ul style="list-style-type: none"> <li>Traditional design</li> <li>Full and Massage spray modes</li> <li>40 no-clog spray channels</li> </ul> <p><b>QUICK CLEAN</b></p>   | Chrome<br>Brushed Nickel<br>Polished Brass                  | 06127000<br>06127820<br>06127930             | 74<br>104<br>82         |
|   |   |  |                         |
|   |   |  |                         |
|   |   |  |                         |


| Handshower Sets   | Finish         | Part No. | List \$ |
|---|----------------|----------|---------|
|  <p><b>Clubmaster 3-Jet Handshower Set</b></p> <ul style="list-style-type: none"> <li>Showerarm mount</li> <li>63" Techniflex hose</li> <li>Full, Soft Aerated and Pulsating Massage spray modes</li> <li>72 no-clog spray channels</li> </ul> <p>QUICK CLEAN</p>                            | Chrome         | 06363005 | 232     |
|   | Brushed Nickel | 06363825 | 348     |
|  <p><b>Croma E 100 3-Jet Handshower Set</b></p> <ul style="list-style-type: none"> <li>Showerarm mount</li> <li>63" Techniflex hose</li> <li>4" spray face</li> <li>Full, Pulsating Massage and Intense Turbo spray modes</li> <li>75 no-clog spray channels</li> </ul> <p>QUICK CLEAN</p>   | Chrome         | 06425005 | 136     |
|   | Brushed Nickel | 06425825 | 210     |
|  <p><b>Croma E 75 3-Jet Handshower Set</b></p> <ul style="list-style-type: none"> <li>Showerarm mount</li> <li>63" Techniflex hose</li> <li>Full, Pulsating Massage and Intense Turbo spray modes</li> <li>40 no-clog spray channels</li> </ul> <p>QUICK CLEAN</p>                         | Chrome         | 06495000 | 136     |
|   | Brushed Nickel | 06495820 | 176     |
|  <p><b>Croma C 100 3-Jet Handshower Set</b></p> <ul style="list-style-type: none"> <li>Showerarm mount</li> <li>63" Techniflex hose</li> <li>4" spray face</li> <li>Full, Pulsating Massage and Intense Turbo spray modes</li> <li>75 no-clog spray channels</li> </ul> <p>QUICK CLEAN</p> | Chrome         | 04190003 | 136     |
|   | Brushed Nickel | 04190823 | 210     |
|   | Rubbed Bronze  | 04190923 | 210     |
|   | Polished Brass | 04190933 | 210     |

| Accessories  | Finish         | Part No. | List \$ |
|--|----------------|----------|---------|
|  <p><b>Unica E Wallbar, 24"</b></p> <ul style="list-style-type: none"> <li>Includes soap dish</li> <li>Angle-adjustable holder pivots left and right, slides easily and locks in place</li> </ul>   | Chrome         | 06890000 | 96      |
|  | Brushed Nickel | 06890820 | 143     |
|  | Rubbed Bronze  | 06890920 | 143     |
|  | Polished Brass | 06890930 | 106     |
|  <p><b>Standard Showerarm, 6"</b></p> <ul style="list-style-type: none"> <li>1/2" male supply</li> <li>Includes escutcheon plate</li> </ul>   | Chrome         | 27411003 | 24      |
|  | Brushed Nickel | 27411823 | 38      |
|  | Rubbed Bronze  | 27411923 | 38      |
|  | Polished Brass | 27411933 | 32      |
|  <p><b>Standard Showerarm, 9"</b></p> <ul style="list-style-type: none"> <li>1/2" male supply</li> <li>Includes escutcheon plate</li> <li>6" x 13" package size</li> </ul>   | Chrome         | 04186003 | 50      |
|  | Brushed Nickel | 04186823 | 72      |
|  | Rubbed Bronze  | 04186923 | 72      |
|  | Polished Brass | 04186933 | 56      |
|  <p><b>Porter E Handshower Holder</b></p> <ul style="list-style-type: none"> <li>Wall-mounted</li> <li>1 position handshower holder</li> <li>Fits all hoses with conical nut</li> </ul>   | Chrome         | 28321003 | 30      |
|  | Brushed Nickel | 28321823 | 46      |
|  | Rubbed Bronze  | 28321923 | 46      |
|  | Polished Brass | 28321933 | 40      |
|  <p><b>Wall Outlet</b></p> <ul style="list-style-type: none"> <li>1/2" female NPT inlet</li> <li>Fits all 1/2" hoses</li> </ul>   | Chrome         | 27454002 | 44      |
|  | Brushed Nickel | 27454822 | 72      |
|  | Rubbed Bronze  | 27454922 | 72      |
|  | Polished Brass | 27454932 | 64      |
|  <p><b>Wall Outlet w/Check Valve</b></p> <ul style="list-style-type: none"> <li>1/2" female NPT inlet</li> <li>Fits all 1/2" hoses</li> <li>Double check valve for backflow prevention</li> </ul>   | Chrome         | 27458003 | 70      |
|  | Brushed Nickel | 27458823 | 101     |
|  | Rubbed Bronze  | 27458923 | 101     |
|  | Polished Brass | 27458933 | 92      |
|  <p><b>Inversa Diverter</b></p> <ul style="list-style-type: none"> <li>Solid brass</li> <li>Diverts between showerarm and showerhead</li> <li>Use with 1/2" hose and handshower</li> </ul>  | Chrome         | 28719003 | 60      |
|  | Brushed Nickel | 28719823 | 104     |
|  | Rubbed Bronze  | 28719923 | 104     |
|  | Polished Brass | 28719933 | 84      |
|  <p><b>Showerarm Mount</b></p> <ul style="list-style-type: none"> <li>Holder mounts on end of 1/2" showerarm and easily replaces showerhead with handshower</li> <li>Angle adjustable</li> <li>Flow restrictor 2.5 GPM</li> <li>Internal check valve for backflow prevention</li> </ul> | Chrome         | 06505003 | 30      |
|  | Brushed Nickel | 06505823 | 56      |
|  | Rubbed Bronze  | 06505923 | 56      |
|  | Polished Brass | 06505933 | 38      |
|  <p><b>Techniflex Hose, 63"</b></p> <ul style="list-style-type: none"> <li>With swivel connectors to prevent hose twisting</li> <li>Revolutionary solid color finish</li> </ul>   | Chrome         | 28276003 | 42      |
|  | Brushed Nickel | 28276823 | 72      |
|  | Rubbed Bronze  | 28276923 | 72      |
|  | Polished Brass | 28276933 | 62      |

| Spare Parts   |   | Finish   | Part No.   | List \$  |
|---|---|--|--|--|
|    |    | <ul style="list-style-type: none"> <li>Chrome</li> <li>Oil Rub Bronze</li> <li>Brushed Nickel</li> <li>Polished Nickel</li> <li>Rubbed Bronze</li> <li>Polished Brass</li> </ul> | <ul style="list-style-type: none"> <li>88590000</li> <li>88590620</li> <li>88590820</li> <li>88590830</li> <li>88590920</li> <li>88590930</li> </ul> | <ul style="list-style-type: none"> <li>30</li> <li>35</li> <li>35</li> <li>35</li> <li>35</li> <li>35</li> </ul> |
|    |    |  | 88624000   | 55   |
|    |    |  | 96099000   | 8  |
|    |    |  | 88715000   | 8  |
|  |  | Chrome   | 88716000   | 10   |
|  |  | Chrome   | 88745000   | 11   |
|   |   |  |  |  |
|   |   |  |  |  |

| Spare Parts   |   | Finish | Part No. | List \$ |
|---|---|--------|----------|---------|
|    |    |        | 92730000 | 45      |
|    |    |        | 94009000 | 30      |
|    |    |        | 94008000 | 30      |
|    |   |        | 94282000 | 78      |
|  |  |        | 96633000 | 98      |
|  |  |        | 88722000 | 98      |
|   |   |        | 88723000 | 98      |
|   |   |        | 88724000 | 98      |
|   |   |        |          |         |
|   |   |        |          |         |





## The “Green” Behind the Green Logo

From responsible manufacturing processes to groundbreaking water-saving technologies, Hansgrohe knows what it takes to be a leader with regard to green practices. Employing an Environmental Officer since 1989 is proof we realized long ago that protecting our natural resources and reducing the environmental impact of both products and manufacturing are important parts of our company’s heritage and future.



Hansgrohe’s EcoRight products confirm our commitment to sustainability. We offer a wide variety of low-flow handshowers and showerheads, several of which have received the WaterSense certification.

Hansgrohe is known for innovation – why should our green products be any different? Hansgrohe is an industry leader in water-saving technology, continuously breaking new ground with products that not only save water, but also deliver superior performance. Hansgrohe sets the standard for water savings that do not come at the expense of comfort.



Without EcoAIR



With EcoAIR

EcoAIR®, Hansgrohe’s unique innovation of adding air to every drop of water, creates a satisfying boost in performance that can be seen and felt while saving you water.




Hansgrohe’s facility in Offenburg, Germany receives a significant amount of its power from solar panels.




Hansgrohe is a proud partner in the Environmental Protection Agency’s WaterSense program, which promotes water-efficiency for individuals and companies.




 Croma Green 1-Jet Showerhead, 2.0 GPM



 Croma E 100 Green Vario-Jet Showerhead, 2.0 GPM



 Croma C 100 Green 3-Jet Showerhead, 2.0 GPM




# Product Features

Products packed with ideas since 1901. At Hansgrohe, innovation is a keystone to our success and is present throughout the company. We frequently introduce new solutions and inspiring features that consumers love and competitors envy.



EcoAIR saves water while ensuring great shower performance

- Croma E and Croma C Green Showerheads and Handshowers



Easy-cleaning no-clog silicon spray channels


- All shower products

**QUICK CLEAN**



Features self-sealing gasket—no Teflon tape needed

- Showerheads
- Handshower Sets
- Showerarm Mount



Flexible, durable, no-kink hose

- Techniflex Hose, 63"
- Handshower Sets



Swivel connectors prevent hose from tangling

- Techniflex Hose, 63"
- Handshower Sets



Angle-adjustable holder pivots left and right, slides easily and locks in place

- Unica E Wallbar, 24"

# Why Handshowers?

Europeans have embraced the advantages of a handshower over a fixed showerhead for years. The benefits of a handshower are clear, and include targeting specific areas, the ability to wash pets or children with ease and cleaning the shower easily. A handshower also delivers a more invigorating shower, through the increased warmth and intensity that results from bringing the spray closer to your body.



**Target specific areas**

Handshowers allow you to direct the spray to pinpoint specific areas of the body...for shaving legs, massaging necks and backs, and rinsing thoroughly.



**Wash pets or children**

Washing children or pets is much easier with a handshower, which allows you to direct the water where you need it.



**Clean the tub/shower easily**

Using a handshower to clean your tub or shower walls is like having a high-pressure washer at your fingertips



**Warmer water**

When you bring the handshower closer to your body, which you can't do with a showerhead, the water feels warmer.





# Merchandising Materials

Merchandising materials will educate your customers on the value and quality of *Hansgrohe To Go!*

## Banner

8' x 2.5'



## Display Headers

4' x 1'



2' x 1'



## Counter Mat

20" x 16"



## Side Panels

10.5" x 32" Offered in sets of 2



Front (Panel 1)

Back (Panel 1)

Front (Panel 2)

Back (Panel 2)

## Croma Green 1-Jet 24-Piece Multi-Pack Merchandiser

12.75" x 9.75" x 9"



Merchandiser is available only with an order of 24 pieces.

## Re-Order Tags for Peg Hooks

3.5" x 5.25"



Peg hooks will be provided for either slat wall or peg board display.




# Planogram Suggestions

Program A



8' x 5'



5' x 7'




6' x 6'

Program B




4' x 6'


Program C



3' x 5'




6' x 4'



4' x 4'



Spare Parts



3' x 2'



2' x 3'

# Packaging

Shower products, accessories and the majority of spare parts\* are packaged in a clam shell for theft protection and product visibility. This will also enable customers to see the products from both the front and back. These packages can be put on a peg hook or on shelves by using the shipper trays.

\* Croma Green 1-Jet Showerhead, 2.0 GPM, Wallbar Slider, Thermostatic Cartridges and ThermoBalance Cartridge Housings are packaged in a colored box and can be put on peg hooks.



Package

Package on peg hook

Package in shipper tray



| Product  | Part No. * | Product Packaging Dimensions | Shipper Tray Dimensions Including Products * * |
|--|------------|------------------------------|--|
| <b>Clubmaster 3-Jet Showerhead</b>                     | 28496xx5   | 6½" x 9½" x 4"               | 7¼" x 10¼" x 12"                               |
| <b>Croma E 100 3-Jet Showerhead</b>                    | 04071xx0   | 6½" x 9" x 3½"               | 7" x 9½" x 13½"                                |
| <b>Croma E 100 Green 3-Jet Showerhead, 1.75 GPM</b>    | 04081xx0   | 6½" x 9" x 3½"               | 7" x 9½" x 13½"                                |
| <b>Croma E 100 Green Vario-Jet Showerhead, 2.0 GPM</b> | 04331xx0   | 6½" x 9" x 3½"               | 7" x 9½" x 13½"                                |
| <b>Croma E 75 3-Jet Showerhead</b>                     | 28443xx1   | 6½" x 9" x 3½"               | 7" x 9½" x 13½"                                |
| <b>Croma E 75 Green 3-Jet Showerhead, 2.0 GPM</b>      | 04335xx0   | 6½" x 9" x 3½"               | 7" x 9½" x 13½"                                |
| <b>Croma E 75 Green 1-Jet Showerhead, 1.5 GPM</b>      | 06498xx0   | 6½" x 9" x 3½"               | 7" x 9½" x 13½"                                |
| <b>Croma Green 1-Jet Showerhead, 2.0 GPM</b>           | 28492001   | 3" x 4¼" x 3"                | n/a  |
| <b>Croma C 100 3-Jet Showerhead</b>                    | 04070xx0   | 6½" x 9" x 4½"               | 7" x 9½" x 13½"                                |
| <b>Croma C 100 Green 3-Jet Showerhead, 2.0 GPM</b>     | 04333xx0   | 6½" x 9" x 4½"               | 7" x 9½" x 13½"                                |
| <b>Croma C 100 Green 3-Jet Showerhead, 1.75 GPM</b>    | 04080xx0   | 6½" x 9" x 4½"               | 7" x 9½" x 13½"                                |
| <b>Croma C 75 2-Jet Showerhead</b>                     | 06126xx0   | 6½" x 9" x 4¼"               | 7" x 9½" x 13½"                                |
| <b>Croma C 75 Green 2-Jet Showerhead, 2.0 GPM</b>      | 06126xx5   | 6½" x 9" x 4¼"               | 7" x 9½" x 13½"                                |
| <b>Croma E 100 3-Jet Handshower</b>                    | 04073xx0   | 6½" x 13½" x 3"              | 7" x 14" x 10¼"                                |
| <b>Croma E 100 Green 3-Jet Handshower, 1.75 GPM</b>    | 04083xx0   | 6½" x 13½" x 3"              | 7" x 14" x 10¼"                                |
| <b>Croma E 100 Green Vario-Jet Handshower, 2.0 GPM</b> | 04332xx0   | 6½" x 13½" x 3"              | 7" x 14" x 10¼"                                |
| <b>Croma E 75 3-Jet Handshower</b>                     | 28573xx1   | 6½" x 13½" x 4"              | 7" x 14" x 10¼"                                |
| <b>Croma E 75 Green 3-Jet Handshower, 2.0 GPM</b>      | 04336xx0   | 6½" x 13½" x 4"              | 7" x 14" x 10¼"                                |
| <b>Croma E 75 Green 1-Jet Handshower, 1.5 GPM</b>      | 06497xx0   | 6½" x 13½" x 4"              | 7" x 14" x 10¼"                                |
| <b>Croma C 100 3-Jet Handshower</b>                    | 04072xx0   | 6½" x 13½" x 3¼"             | 7" x 14" x 10¼"                                |
| <b>Croma C 100 Green 3-Jet Handshower, 2.0 GPM</b>     | 04334xx0   | 6½" x 13½" x 3¼"             | 7" x 14" x 10¼"                                |
| <b>Croma C 100 Green 3-Jet Handshower, 1.75 GPM</b>    | 04082xx0   | 6½" x 13½" x 3¼"             | 7" x 14" x 10¼"                                |
| <b>Croma C 75 2-Jet Handshower</b>                     | 06127xx0   | 6½" x 13½" x 3"              | 7" x 14" x 10¼"                                |
| <b>Clubmaster 3-Jet Handshower Set</b>                 | 06363xx5   | 8" x 13" x 4½"               | 8¾" x 14½" x 13½"                              |
| <b>Croma E 100 3-Jet Handshower Set</b>                | 06425xx5   | 8" x 13" x 4½"               | 8¾" x 14½" x 13½"                              |
| <b>Croma E 75 3-Jet Handshower Set</b>                 | 06495xx0   | 9" x 13½" x 4"               | 9¼" x 14½" x 12¾"                              |
| <b>Croma C 100 3-Jet Handshower Set</b>                | 04190xx3   | 8" x 13" x 4"                | 8¾" x 14½" x 13½"                              |

| Product  | Part No. * | Product Packaging Dimensions | Shipper Tray Dimensions Including Products * * |
|--|------------|------------------------------|--|
| <b>Unica E Wallbar, 24"</b>                      | 06890xx0   | 6½" x 29½" x 3¼"             | n/a  |
| <b>Standard Showerarm, 6"</b>                    | 27411xx3   | 6" x 8¾" x 1"                | 7" x 9¼" x 10¼"                                |
| <b>Standard Showerarm, 9"</b>                    | 04186xx3   | 6" x 13" x 1"                | 7" x 13½" x 10¼"                               |
| <b>Porter E Handshower Holder</b>                | 28321xx3   | 4¾" x 6¾" x 2½"              | 6¾" x 7¼" x 8¼"                                |
| <b>Wall Outlet</b>                               | 27454xx2   | 4¾" x 6¾" x 2"               | 6¾" x 7¼" x 8¼"                                |
| <b>Wall Outlet w/Check Valve</b>                 | 27458xx3   | 4¾" x 6¾" x 2"               | 6¾" x 7¼" x 8¼"                                |
| <b>Inversa Diverter</b>                          | 28719xx3   | 4¾" x 6¾" x 1½"              | 6¾" x 7¼" x 8¼"                                |
| <b>Showerarm Mount</b>                           | 06505xx3   | 4¾" x 6¾" x 2"               | 6¾" x 7¼" x 8¼"                                |
| <b>Techniflex Hose, 63"</b>                      | 28276xx3   | 9" x 9" x 2½"                | 9¼" x 9½" x 12¾"                               |
| <b>Wallbar Slider</b>                            | 88590xx0   | 3¼" x 6¼" x 1¾"              | n/a  |
| <b>Kitchen Faucet Hose</b>                       | 88624000   | 9" x 9" x 2½"                | n/a  |
| <b>Squeeze Connect</b>                           | 96099000   | 4¾" x 6¾" x 2½"              | 6¾" x 7¼" x 8¼"                                |
| <b>1.5 GPM Aerator w/Seal</b>                    | 88715000   | 4¾" x 6¾" x 2½"              | 6¾" x 7¼" x 8¼"                                |
| <b>1.5 GPM Aerator w/Seal and Housing</b>        | 88716000   | 4¾" x 6¾" x 2½"              | 6¾" x 7¼" x 8¼"                                |
| <b>1.5 GPM Aerator w/Check Valve and Housing</b> | 88745000   | 4¾" x 6¾" x 2½"              | 6¾" x 7¼" x 8¼"                                |
| <b>M2 Single-Hole Faucet Cartridge</b>           | 92730000   | 4¾" x 6¾" x 2½"              | 6¾" x 7¼" x 8¼"                                |
| <b>Hot Widespread Faucet Cartridge, ½"</b>       | 94009000   | 4¾" x 6¾" x 2½"              | 6¾" x 7¼" x 8¼"                                |
| <b>Cold Widespread Faucet Cartridge, ½"</b>      | 94008000   | 4¾" x 6¾" x 2½"              | 6¾" x 7¼" x 8¼"                                |
| <b>Thermostatic Cartridge, MTC</b>               | 94282000   | 1¾" x 5" x 1¾"               | n/a  |
| <b>Thermostatic Cartridge, BTC</b>               | 96633000   | 1¾" x 5" x 1¾"               | n/a  |
| <b>ThermoBalance Cartridge Housing I</b>         | 88722000   | 3¼" x 7" x 3¼"               | n/a  |
| <b>ThermoBalance Cartridge Housing II</b>        | 88723000   | 3¼" x 7" x 3¼"               | n/a  |
| <b>ThermoBalance Cartridge Housing III</b>       | 88724000   | 3¼" x 7" x 3¼"               | n/a  |

\* For each component, indicate the desired finish by replacing 'xx' in the part number with the corresponding two-digit finish code below:

|                   |                   |
|-------------------|-------------------|
| 00-Chrome         | 86-Steel Optik    |
| 62-Oil Rub Bronze | 92-Rubbed Bronze  |
| 82-Brushed Nickel | 93-Polished Brass |

For available finishes per model, please refer to pages 2-8.

\*\* Products ordered in multiples of three will include shipper tray, excluding the following:

|                                       |                                     |
|---------------------------------------|-------------------------------------|
| Croma Green 1-Jet Showerhead, 2.0 GPM | Thermostatic Cartridge, MTC         |
| Unica E Wallbar, 24"                  | Thermostatic Cartridge, BTC         |
| Wallbar Slider                        | ThermoBalance Cartridge Housing I   |
| Kitchen Faucet Hose                   | ThermoBalance Cartridge Housing II  |
|                                       | ThermoBalance Cartridge Housing III |

## Limited Consumer Warranty

This product has been manufactured and tested to the highest quality standards by Hansgrohe, Inc. (“Hansgrohe”).

This warranty is limited to Hansgrohe products that are purchased by a consumer in the United States or Canada after March 1, 1996, and installed in either the United States or in Canada.

### WHO IS COVERED BY THE WARRANTY

This warranty extends to the original purchaser only. This warranty is non-transferable.

### WHAT IS COVERED BY THE WARRANTY

The warranty covers only your Hansgrohe manufactured product. Hansgrohe warrants this product against defects in material or workmanship as follows: Hansgrohe will replace at no charge for parts only or#, at its option, replace any product or part of the product that proves defective because of improper workmanship and/or material, under normal installation, use, service and maintenance. If Hansgrohe is unable to provide a replacement and repair is not practical or cannot be made in timely fashion, Hansgrohe may elect to refund the purchase price in exchange for the return of the product.

### LENGTH OF WARRANTY

Replacement or repaired parts of products will be covered for the term of this warranty, as stated in the following two sentences. If you are a consumer who purchased the product for use primarily for personal, family or household purposes, this warranty extends for as long as you own the product and the home in which the product is originally installed. If you purchased the product for use primarily for any other purpose, including, without limitation, a commercial purpose, this warranty extends only (i) for 1 year, with respect to Hansgrohe & Commercial products, and (ii) for 5 years, with respect to Axor products.

### THIS WARRANTY DOES NOT COVER, AND HANSGROHE WILL NOT PAY FOR:

- A. Conditions, malfunctions or damage not resulting from defects in material or workmanship.
- B. Conditions, malfunctions or damage resulting from (1) normal wear and tear, improper installation, improper maintenance, misuse, abuse, negligence, accident or alteration; (2) the use of abrasive or caustic cleaning agents or “no-rinse” cleaning products, or the use of the product in any manner contrary to the product instructions; or (3) conditions in the home such as excessive water pressure or corrosion.
- C. Labor and other expenses for disconnection, deinstallation, or return of the product for warranty service (including but not limited to proper packaging and shipping costs), or for installation or reinstallation of the product.
- D. Accessories, connected materials and products, or related products not manufactured by Hansgrohe.
- E. Any Hansgrohe or Axor product sold for display purposes.
- F. Rubbed Bronze finish is subject to a 3-year limited warranty. Chrome and all PVD finishes are covered by the limited lifetime warranty.

### TO OBTAIN WARRANTY PARTS OR INFORMATION

Contact your Hansgrohe retailer, or contact Technical Service at:

Hansgrohe, Inc.  
1492 Bluegrass Lakes Parkway  
Alpharetta, GA 30004  
Toll-free 800-334-0455

In requesting warranty service, you will need to provide:

1. The sales receipt or other evidence of the date and place of purchase.
2. A description of the problem.
3. Delivery of the product or the defective part, postage prepaid and carefully packed and insured, to:  
Hansgrohe, Inc.  
1492 Bluegrass Lakes Parkway  
Alpharetta, GA 30004  
Toll-free 800-334-0455

When warranty service is completed, any repaired or replacement product or part will be returned to you postage prepaid.

## Exclusions and Limitations

**REPAIR OR REPLACEMENT (OR, IN LIMITED CIRCUMSTANCES, REFUND OF THE PURCHASE PRICE) AS PROVIDED UNDER THIS WARRANTY IS THE EXCLUSIVE REMEDY OF THE PURCHASER. HANSGROHE NEITHER ASSUMES NOR AUTHORIZES ANY PERSON TO CREATE FOR IT ANY OTHER OBLIGATION OR LIABILITY IN CONNECTION WITH THIS PRODUCT.**

**HANSGROHE SHALL NOT BE LIABLE TO PURCHASER OR ANY OTHER PERSON FOR ANY INCIDENTAL, SPECIAL OR CONSEQUENTIAL DAMAGES, ARISING OUT OF BREACH OF THIS WARRANTY OR ANY IMPLIED WARRANTY (INCLUDING BUT NOT LIMITED TO ANY IMPLIED WARRANTY OF MERCHANTABILITY).**

Some states do not allow the exclusion or limitation of incidental or consequential damages, so the above limitation or exclusion may not apply to you. This warranty gives you specific legal rights, and you may also have other rights that vary from state to state.

**TO THE EXTENT PERMITTED BY LAW, ANY IMPLIED WARRANTIES OF MERCHANTABILITY AND FITNESS FOR A PARTICULAR PURPOSE, ARE LIMITED TO THE DURATION OF THE EXPRESS WARRANTY.**

Some states do not allow limitations on how long an implied warranty may last, so the above limitations may not apply to you. You may be required by law to give us a reasonable opportunity to correct or cure any failure to comply before you can bring any action in court against us under the Magnuson-Moss Warranty Act.

### PRODUCT INSTRUCTIONS AND QUESTIONS

Upon purchase or prior to installation, please carefully inspect your Hansgrohe product for any damage or visible defect. Prior to installing, always carefully study the enclosed instructions on the proper installation and the care and maintenance of this product. If you have questions at any time about the use, installation or performance of your Hansgrohe product, or this warranty, please write us or call us toll-free at 800-334-0455.

### HANSGROHE RETURN GOODS POLICY

Hansgrohe, Inc. is dedicated to customer satisfaction. If for any reason you must return a product to us, please follow our Return Policy for best warranty service. Product should not be returned for credit or replacement without prior written authorization from Hansgrohe, Inc. Any product returned and received by Hansgrohe without prior written authorization will not be accepted. You will be notified and the items will be returned at your expense.

- To return any Hansgrohe or Axor products you must first obtain a Return Goods Authorization (RGA) number from us. Fax (770-889-1783), phone (800-334-0455) or e-mail (customerservice@hansgrohe.com) your request to Hansgrohe, Inc. listing the invoice number or purchase order number, part number(s), quantity and the reason for the return. An RGA number and a copy of the list of items approved for return will be faxed to you.
- Return Goods Authorization will expire 60 days after the date of issue.
- Hansgrohe or Axor items returned will incur a 25% (\$20 minimum) restocking charge, unless the return is due to a Hansgrohe error or if there is a product defect.
- All items must be returned in their original product box. Showerpanels and shower columns will incur a \$40 per item rebox charge. All other damaged or otherwise unusable boxes will incur a \$10 per item rebox charge. All Hansgrohe and Axor product boxes must be placed in outer shipping carton(s) with adequate packing material to ensure that the product is not damaged while in transit. Please include a copy of the faxed RGA in your shipment. The RGA number must be clearly written on the outside of the shipping carton(s) and also be referenced on the shipping label(s).
- Hansgrohe will not accept returns on phase-out product after five months from the date of the announcement from Hansgrohe, Inc. Any returns of such product during this five month period will incur a 25% restocking fee.
- Hansgrohe will not accept returns on discontinued product that is not listed in the current price book.
- Stock Rotations: Hansgrohe will accept a maximum of one 2 for 1 stock rotation every six months at a minimum of \$5,000 net per return (excludes phase-out product). An order at twice the value of the return must accompany the RGA request. The 25% restocking fee will be waived for stock rotations that meet the above stated policy.

### The return shipment should be sent freight prepaid to:

Hansgrohe, Inc.  
Attn: RGA Department  
1492 Bluegrass Lakes Parkway  
Alpharetta, GA 30004

- Receipt of returned product does not guarantee credit. The value of the returned goods will be determined following inspection of the items received. Credit will only be issued for those items that meet Hansgrohe’s Return Goods Policy conditions.

# Hansgrohe General Terms and Conditions

|                 |  |
|-----------------|--|
| Prices:         | All prices are subject to change without notice and are exclusive of any shipping, delivery or handling charges that may apply.  |
| Terms:          | 2% 10 days; net 30 days  |
| Minimum Order:  | Our minimum invoice is \$50 net. Any orders totaling less than \$50 net will be billed at \$50 net.  |
| Freight:        | All orders are shipped by the method and carrier of Hansgrohe’s choosing. If special routing or expedition is requested, we reserve the right to invoice any additional costs incurred.<br><br>Full freight is allowed on shipments of \$2,500 net, invoice value, for ground shipments within the continental United States. All other shipments of lesser value will be shipped F.O.B. Alpharetta, Georgia.<br><br>Oversized packages will be charged carrier’s published price plus handling. |
| Damage or Loss: | Our responsibility ends at the time Hansgrohe delivers merchandise in original condition to the carrier. Delivery to the carrier constitutes delivery to the customer. All claims for damaged or lost shipments should be made promptly by the customer to the carrier.  |
| Claims:         | All claims must be made within seven (7) days of receipt of merchandise.   |
| Returns:        | See previous page.   |
| Drop Shipments: | Residential drop shipments will incur a \$15 handling fee per order.   |

All allowances, rebates, incentives or other amounts we offer you from time to time (collectively “Programs”) are earned and payable only if your accounts (including those of your subsidiaries and affiliates) are current with all Masco Corporation subsidiaries and affiliates. In addition, Programs are not earned or payable if the ratings issued by any agency, such as S&P, Moody’s, or Fitch, relating to your company, parent, subsidiaries, or affiliates are lower than investment grade quality. Any earned payment may be withheld or be used to satisfy any of the accounts or other obligations to a Masco subsidiary or affiliate.

**THESE TERMS OF SALE ARE SUBJECT TO CHANGE. PRIOR TO PLACING AN ORDER WITH HANSGROHE, PLEASE GO TO WWW.HANSGROHE-USA.COM, OR CONTACT A HANSGROHE REPRESENTATIVE AT 800-334-0455 TO OBTAIN HANSGROHE’S THEN CURRENT TERMS OF SALE.**

Hansgrohe either owns or has applied for trademark protection from the United States Patent Office for all the product names and features listed below.

Without written consent from Hansgrohe, you may not use, copy, reproduce or modify any of these marks, and Hansgrohe does not intend to give any party license or other interest in any intellectual property rights through distribution of any Hansgrohe literature. Additional trademark protection for product names and features not listed in this price book applies as well.

- Clubmaster®      EcoAIR®      EcoRight™      Inversa™      Techniflex®      Unica®
- Croma®      EcoMax®      Hansgrohe®      QuickClean®      ThermoBalance®



