



# Memoirs® Stately Comfort Height®

Two-piece elongated 1.28 gpf chair height toilet  
**K-3817-RA**

## Features

- Two-piece design.
- Elongated bowl offers added room and comfort.
- Comfort Height® feature offers chair-height seating that makes sitting down and standing up easier for most adults.
- 1.28 gpf (4.8 lpf).
- Right-hand Polished Chrome trip lever.
- Combination consists of the K-4380 bowl and the K-4434-RA tank.
- Coordinates with other products in the Memoirs collection.

## Technology

- Single-flush gravity uses the force of gravity and a precision-engineered tank, bowl, and trapway to create a strong siphon during flushing.
- AquaPiston® canister allows water to flow into the bowl from all sides (360 degrees), increasing the power and effectiveness of the flush.
- Flush valve's 3:2 ratio harnesses the natural force of gravity and optimizes flush performance.
- Durable canister design has 90% less exposed seal material than a 3" flapper for leak-free performance.
- Light-touch canister flush requires a lower actuation force than a flapper.
- AquaPiston® canister flush valve optimizes flush performance and resists warping and deterioration.

## Installation

- Standard 12" (305 mm) rough-in.
- Three-bolt quick-connect installation.
- Seat and supply line sold separately.

## Water Conservation & Rebates

- Eligible for consumer rebates in some municipalities.

## Recommended Products/Accessories

K-4636 Cachet® Quiet-Close™ Elongated Toilet Seat  
K-5588 Purefresh® Elongated Toilet Seat  
K-4108 C³®-230 Elongated cleansing toilet seat  
K-5420 Low-Profile Bolt Caps  
K-9167-R Trip Lever  
1023457 Wax Ring/Hardware Kit  
1265114 Connector Hose  
K-23726 Drain treatment

## Included Components

Product consists of:

K-4380 Elongated chair height toilet bowl  
K-4434-RA Toilet tank, 1.28 gpf

Additional Components:

Bolt cap accessory pack  
Tank accessory pack



ADA

CSA B651

OBC

## Codes/Standards

ASME A112.19.2/CSA B45.1  
DOE - Energy Policy Act 1992  
EPA WaterSense®  
California Energy Commission (CEC)  
ADA  
ICC/ANSI A117.1  
CSA B651  
OBC



## KOHLER® Toilets and Seats Limited Warranty

See website for detailed warranty information.

## Available Colors/Finishes

*Color tiles intended for reference only.*

### Color Code Description

	0	White
	96	Biscuit

1-800-4KOHLER (1-800-456-4537)

Kohler Co. reserves the right to make revisions without notice to product specifications.

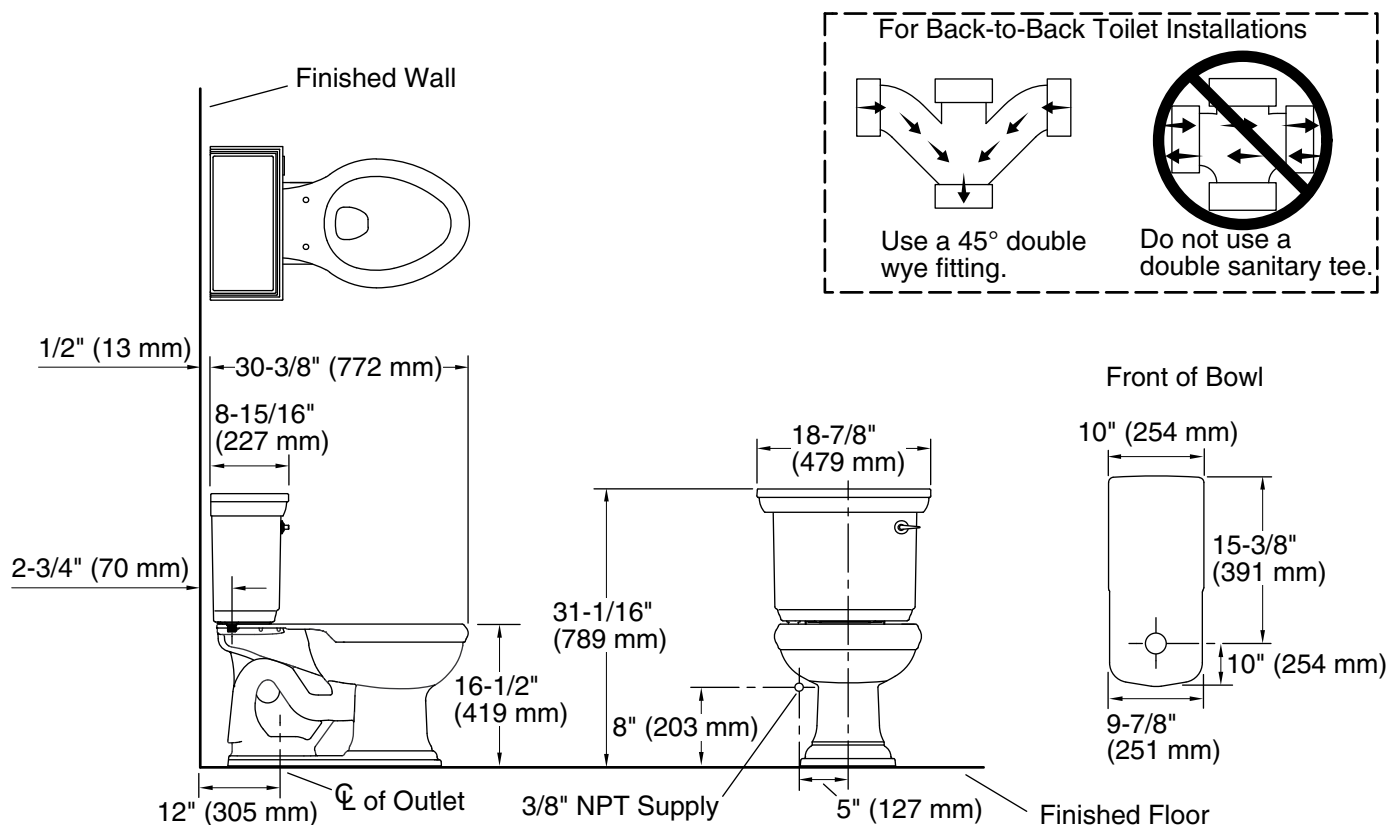
For the most current Specification Sheet, go to [www.kohler.com](http://www.kohler.com).

THE BOLD LOOK  
OF **KOHLER®**



# Memoirs® Stately Comfort Height®

Two-piece elongated 1.28 gpf chair height toilet  
**K-3817-RA**



## Technical Information

All product dimensions are nominal.

Toilet type:	Two-piece, Floor-mount
Waste Outlet:	Floor
Bowl shape:	Elongated
Flush type:	AquaPiston®
Trap passageway:	2-1/8" (54 mm)
Water Consumption	
Full:	1.28 gpf (4.8 lpf)
Water surface size:	11-3/4" x 9-1/2" (298 mm x 241 mm)
Rim to water surface:	6-1/8" (156 mm)
Rough-in:	12" (305 mm)
Seat-mounting holes:	5-1/2" (140 mm)

## Notes

Install this product according to the installation instructions.

For back-to-back toilet installations: Use only a 45° double wye fitting.

ADA, OBC, CSA B651 compliant when installed to the specific requirements of these regulations.

Plumbing codes may require elongated toilets and elongated, open-front seats in public bathrooms.

Accessibility standards may require controls to be located on the open side of the toilet.