

## Low Water Cut-Offs – Electronic For Hot Water and Steam Boilers

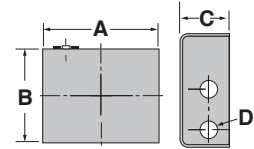
### Series 750



- For commercial or industrial applications
- Primary or secondary control on hot water boilers
- Secondary control (manual reset models only) on steam boilers
- Manual reset models meet the requirements of **ASME Standard CSD-1**. If the control is in a low water condition when there is an interruption of power, the control will remain in a low water condition when power is restored. The reset button will need to be pressed when the water level is restored to a level above the probe to allow the burner to fire.



Series 750  
Control Unit



#### Standard Features

- Green LED indicating power is on
- Red LED indicating low water condition
- Test button
- No lock out with loss of power if probe is in water
- 20,000 ohms sensitivity

### Control Unit

#### Temperature Ratings:

##### Temperature:

Storage: -40°F to 120°F (-40°C to 49°C)

Ambient: 32°F to 120°F (0°C to 49°C)

**Humidity:** 85% (non-condensing)

**Electrical Enclosure Rating:** NEMA 1 General Purpose

**Hz:** 50/60

**Control Power Consumption:** 3 VA (max.)

### Model 750-HW-MT-120

The 750-HW-MT-120 control provides continuous protection against a **HIGH WATER** condition in steam boilers and other water level applications. The manual reset function will require the unit be reset after water has risen above the level of the probe.

#### Electrical Ratings

Model	Control Voltage	Switch Contact Rating (Pilot Duty)
750-T-24	24VAC	50VA@24VAC Or
750-MT-24		
750-T-120	120VAC	125VA@120VAC
750-MT-120		
750-HW-MT-120		

#### Ordering Information

Model Number	Part Number	Description	Weight lbs. (kg)
750-T-24	176294	LWCO - 24V Auto Reset	2 (.9)
750-MT-24	176293	LWCO - 24V Manual Reset	2 (.9)
750-T-120	176206	LWCO - 120V Auto Reset	2 (.9)
750-MT-120	176207	LWCO - 120V Manual Reset	2 (.9)
750-HW-MT-120	176236	HWCO - 120V Manual Reset	2 (.9)

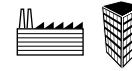
(Remote sensor and probe rod must be ordered separately, see page 70-72)

#### Dimensions, in. (mm)

A	B	C	D
6 <sup>3</sup> / <sub>8</sub> (162)	5 <sup>1</sup> / <sub>8</sub> (130)	2 <sup>9</sup> / <sub>16</sub> (65)	1 <sup>9</sup> / <sub>16</sub> (40)

## Low Water Cut-Offs – Electronic For Hot Water and Steam Boilers

### Series 751P/752P



- For commercial or industrial applications
- Primary or secondary control on hot water boilers
- Secondary control (manual reset models only) on steam boilers
- Manual reset models meet the requirements of **ASME Standard CSD-1**. If the control is in a low water condition when there is an interruption of power, the control will remain in a low water condition when power is restored. The reset button will need to be pressed when the water level is restored to a level above the probe to allow the burner to fire.

#### Standard Features

- Green LED indicating power is on
- Red LED indicating low water condition
- Test button
- Self cleaning probe
- No lock out with loss of power if probe is in water
- 20,000 ohms sensitivity

#### Electrical Ratings

Model	Control Voltage	Switch Contact Rating (Pilot Duty)
750-MT-24	24VAC	50VA@24VAC Or 125VA@120VAC
752P-MT-U-24		
752P-MT-SP-24		
751P-MT-120	120VAC	
751P-MT-U-120		
751P-MT-SP-120		

#### Ordering Information

(Remote sensor must be ordered separately (see page 70-74))

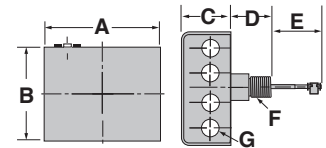
Model Number	Part Number	Description	Weight lbs. (kg)
752P-MT-24	176296	LWCO - 24V w/standard probe	2.5 (1.1)
752P-MT-U-24	176298	LWCO - 24V w/ext. barrel probe ('U')	2.5 (1.1)
752P-MT-SP-24	176297	LWCO - 24V w/short probe ('SP')	2.5 (1.1)
751P-MT-120	176234	LWCO - 120V w/standard probe	2.5 (1.1)
751P-MT-U-120	176214	LWCO - 120V w/ext. barrel probe ('U')	2.5 (1.1)
751P-MT-SP-120	176295	LWCO - 120V w/short probe ('SP')	2.5 (1.1)

#### Dimensions, in. (mm)

A	B	C	D			E			F	G
			Std.	SP	U	Std.	SP	U		
6 <sup>5</sup> / <sub>8</sub> (168)	5 <sup>5</sup> / <sub>16</sub> (135)	2 <sup>3</sup> / <sub>4</sub> (70)	1 <sup>1</sup> / <sub>16</sub> (40)	3 <sup>1</sup> / <sub>16</sub> (78)	1 <sup>9</sup> / <sub>16</sub> (40)	2 <sup>1</sup> / <sub>8</sub> (54)	1 <sup>5</sup> / <sub>16</sub> (33)	1 <sup>9</sup> / <sub>16</sub> (40)	3/4	7/8 (22)



Series 751P/752P



#### Probe Specifications

- Maximum Steam Pressure:** 15 psi (1.0 kg/cm<sup>2</sup>)
- Maximum Water Pressure:** 160 psi (11.2 kg/cm<sup>2</sup>)
- Maximum Water Temperature:** 250°F (121°C)
- Probe Sensitivity:** 20,000 ohm

#### Control Unit

##### Temperature Ratings:

Temperature:

Storage: -40°F to 120°F (-40°C to 49°C)

Ambient: 32°F to 120°F (0°C to 49°C)

**Humidity:** 85% (non-condensing)

**Electrical Enclosure Rating:** NEMA 1 General Purpose

**Hz:** 50/60

**Control Power Consumption:** 3 VA (max.)