

### Features

- Available with plain lever handles.
- 7-1/16" (179 mm) non-diverter spout with slip-fit connection.

### Material

- Metal construction.
- KOHLER finishes resist corrosion and tarnishing.

### Installation

- Deck-mount.

### Required Products/Accessories

K-300-K High Flow Bath Valve

or

K-300-KR High Flow Valve w/ Rigid Connections

or

K-301-K ¾" High-Flow Bath Valve

### Recommended Products/Accessories

K-23723 Faucet cleaner



ADA

CSA B651

OBC

### Codes/Standards

ASME A112.18.1/CSA B125.1

DOE - Energy Policy Act 1992

ADA

ICC/ANSI A117.1

CSA B651

OBC





### KOHLER® Faucet Lifetime Limited Warranty

See website for detailed warranty information.

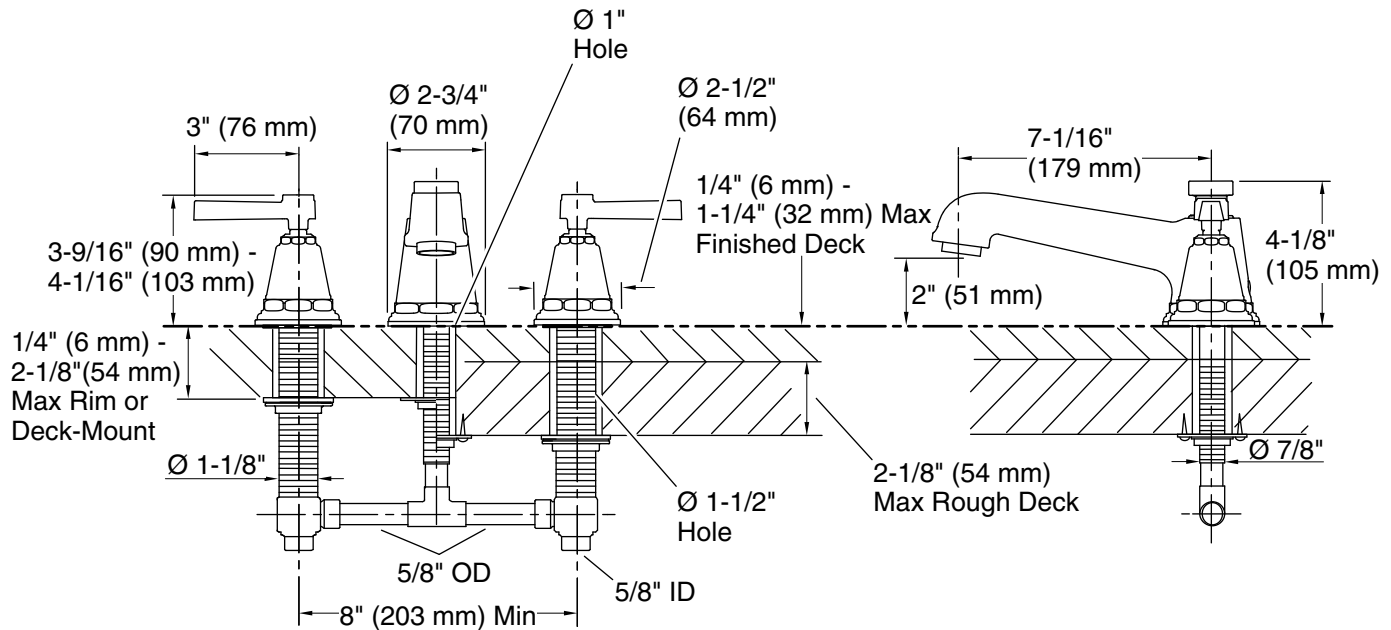
### Available Colors/Finishes

*Color tiles intended for reference only.*

#### Color Code Description

	CP	Polished Chrome
	SN	Vibrant® Polished Nickel
	BN	Vibrant® Brushed Nickel
	BV	Vibrant® Brushed Bronze

\*Dimension allows +/- 1/4" (6 mm) handle adjustment during handle trim installation.



Rim or Deck-Mount  
Installation

Rough + Finished  
Deck-Mount Installation

### Technical Information

All product dimensions are nominal.

### Notes

Install this product according to the installation instructions.

ADA, OBC, CSA B651 compliant when installed to the specific requirements of these regulations.