

LG Auxiliary Heater Relay Kit Identification

PRARH1, PRARS1, PRARH0

The Auxiliary Heater Relay Kit allows up to two stages of external heat to be controlled by the LG System, based on the model number. This document is designed to

identify the model number based on the MEZ number located inside the cover of the Auxiliary Heater Relay Kit.

- The PRARH1 can control up to two additional heat sources, and can be configured to meet application needs.
 - Additional heat source as primary/secondary heat, and the LG system as the tertiary heat.
 - LG System as primary heat, and the additional heat source as secondary/tertiary.
 - Heat source based on Outside Ambient temperature.
 - Emergency heat source if the Outdoor Unit fails.
- On the cover of the PRARH1 the identifier MEZ633336004 is located on the bottom right corner. This number is associated with the PRARH1 Auxiliary Heater Relay Kit. It is compatible with all Gen IV IDUs EXCEPT WALL MOUNT IDUs.

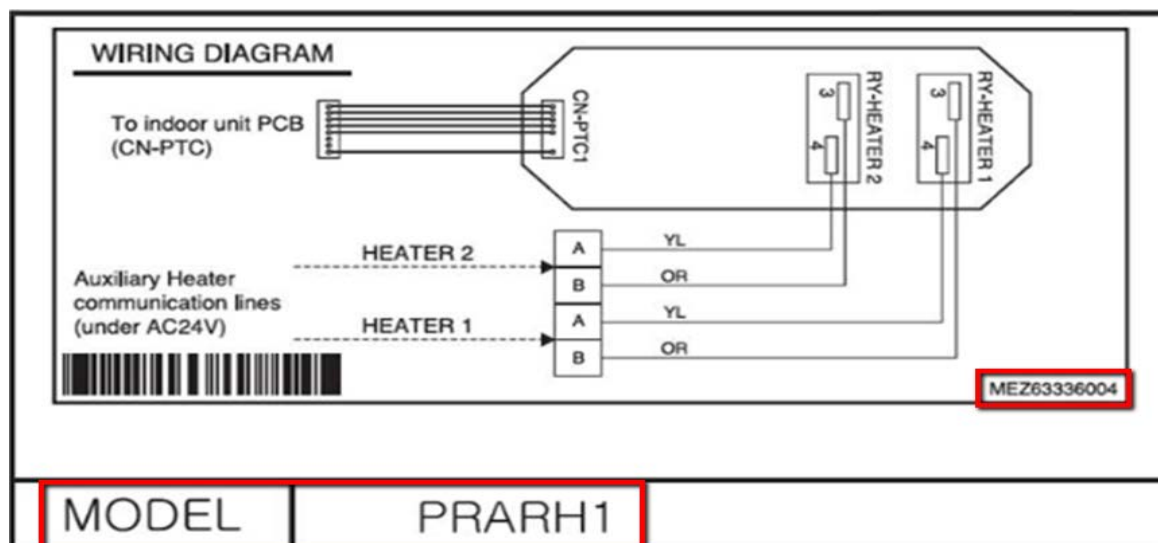


Image 1.1

- The PRARS1 controls one additional heat source, and can be configured to meet application needs.
 - Primary heat, and allow the LG system to be the secondary heat source.
 - LG system as the primary heat source, and the Auxiliary Heater Relay Kit as secondary heat source.
 - Heat source based on Outside Ambient temperature.
 - Emergency heat source if the Outdoor Unit fails.
- On the cover of the PRARS1 the identifier MEZ633336002 is located on the bottom right corner. This number is associated with the PRARS1 Auxiliary Heater Relay Kit. It is compatible with all Gen IV wall mounted IDUs ONLY.

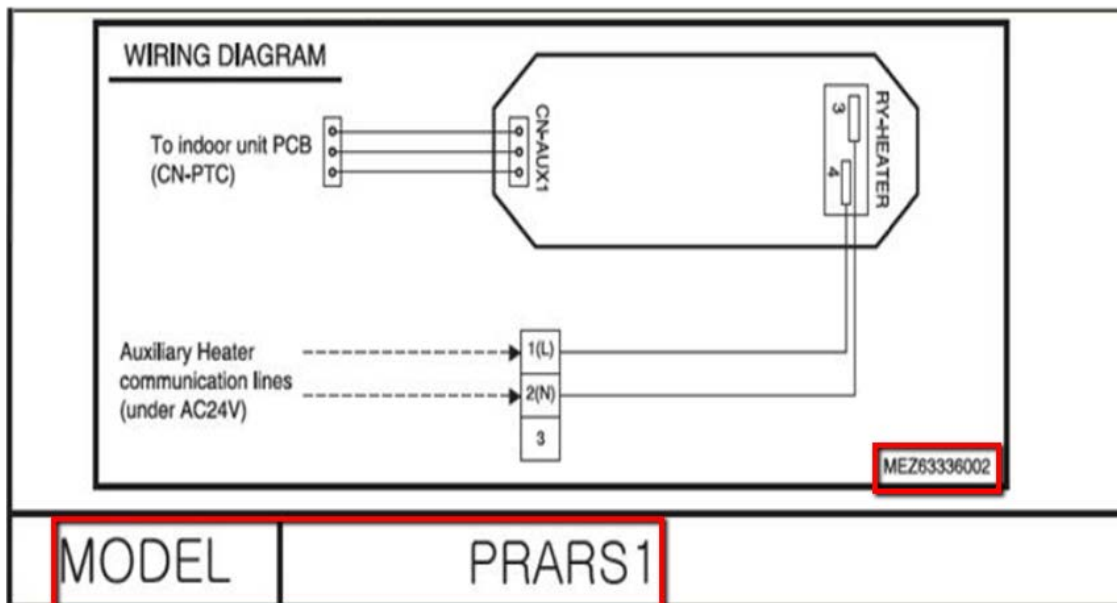


Image 1.2

- The PRARH0 controls one additional heat source, and can be configured to meet application needs.
 - Primary heat, and allow the LG system to be the secondary heat source.
 - LG system as the primary heat source, and the Auxiliary Heater Relay Kit as secondary heat source.
 - Heat source based on Outside Ambient temperature.
 - Emergency heat source if the Outdoor Unit fails.
- On the cover of the PRARH0 the identifier MEZ633336001 is located on the bottom right corner. This number is associated with the PRARH0 Auxiliary Heater Relay Kit. It is compatible with all Gen II IDUs EXCEPT WALL MOUNT IDUs.

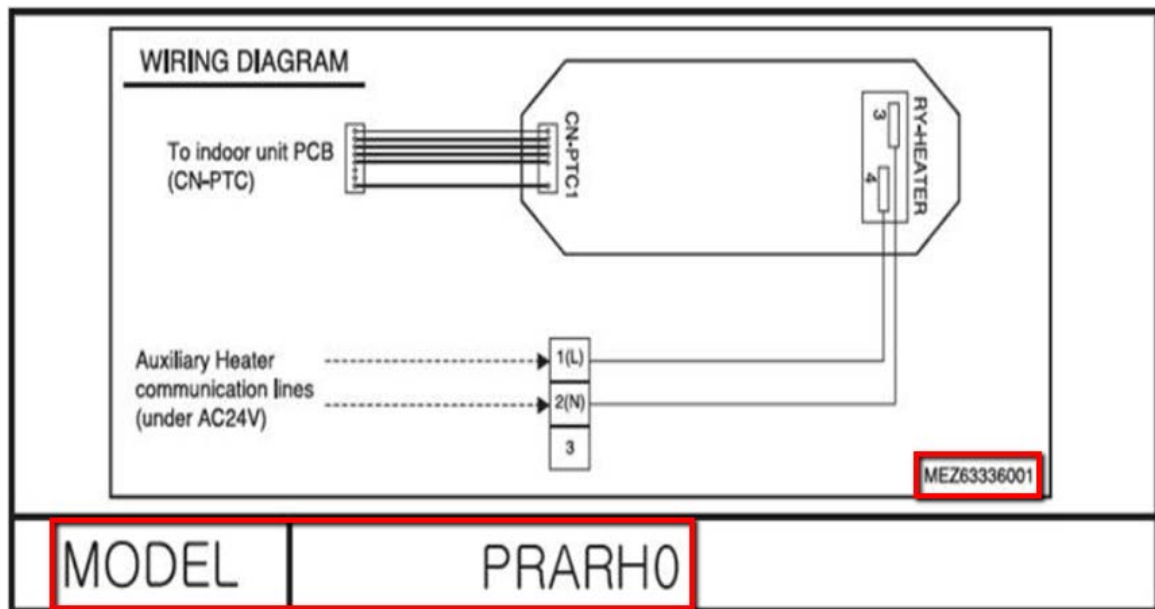


Image 1.3

- All the functions and set up information can be found in the Installation manual located at LGHVAC.com.