

Job Name \_\_\_\_\_

Contractor \_\_\_\_\_

Job Location \_\_\_\_\_

Approval \_\_\_\_\_

Engineer \_\_\_\_\_

Contractor's P.O. No. \_\_\_\_\_

Approval \_\_\_\_\_

Representative \_\_\_\_\_

**LEAD FREE\***

## Series LF07S

### Residential Fire Sprinkler

### Dual Check Backflow Preventer

Sizes: 1" – 2"

The Watts Model LF07S Residential Fire Sprinkler Dual Check Backflow Preventer is designed for non-health hazard [i.e., pollutant] application on potable fire sprinkler service connections to protect against possible backsiphonage conditions that could inadvertently drain the fire sprinkler system.

#### Approvals – Standards

Please consult Local Governing Code for proper installation and agency code requirements,



Sizes Applicable: 1" Only



Sizes Applicable: 1", 1½" & 2" Only



All Sizes Applicable

ANSI/NFPA 13, 14, 15, 20, 22, and 24 Compliant - All Sizes Applicable

End Connections – National Pipe Thread Taper ANSI B1.20.1

#### Pressure – Temperature

Max. Working Pressure: 175psi (12.1 bar) 1½" & 2"  
160psi (11.03 bar) 1" & 1¼"

Min. Working Pressure: 10psi (0.69 bar)

Hydrostatic Test Press: 700psi (48.3 bar)

Temperature Range: 33°F to 140°F (0.5°C to 60°C)  
1" & 1¼" 33°F to 180°F (0.5°C to 82°C) 1½" & 2"

#### Specifications

The Lead Free\* Dual Check Valve Backflow Preventer shall be ASSE® Listed 1024 and be UL Classified. The main body shall be Lead Free\* brass featuring replaceable seats and silicone seat discs. The check assemblies shall have captured springs to prevent injury. The Dual Check Valve shall be a Watts Model LF07S.



1" LF07SU2-2



2" LF07SU2-2

#### Materials

Body:	Lead Free* Brass
Elastomers:	Silicone
O-Rings:	EPDM or Buna N
Check Modules:	Engineered Composite
Springs:	Stainless Steel

#### NOTICE

The Model LF07S is typically installed for service on residential fire sprinkler systems. It is recommended this device is installed after a water meter and/or isolation shutoff valve with installation techniques that comply with the latest edition of the Uniform Plumbing Code. Please consult Local Governing Code for proper installation and agency code requirement.

#### NOTICE

The information contained herein is not intended to replace the full product installation and safety information available or the experience of a trained product installer. You are required to thoroughly read all installation instructions and product safety information before beginning the installation of this product.

#### NOTICE

Inquire with governing authorities for local installation requirements

\*The wetted surface of this product contacted by consumable water contains less than 0.25% of lead by weight.

Watts product specifications in U.S. customary units and metric are approximate and are provided for reference only. For precise measurements, please contact Watts Technical Service. Watts reserves the right to change or modify product design, construction, specifications, or materials without prior notice and without incurring any obligation to make such changes and modifications on Watts products previously or subsequently sold.



## Configurable Options

The Model LF07S is standardly supplied with National Pipe Thread Female [NPT] union inlet & Female [NPT] outlet connection.

Refer to the table below for optional inlet/outlet configurations.

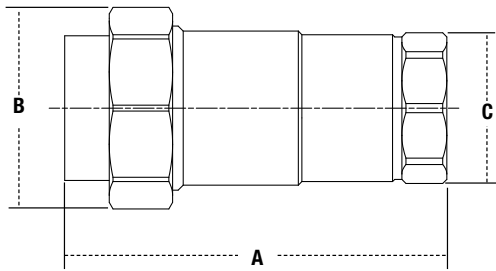
## Available Inlet Connections

CONNECTION TYPE	LOCATION	MODEL SUFFIX CODE	APPLICABLE MODEL SIZES
Meter Thread Female	Inlet	4	1" & 1¼"
Meter Thread Male	Inlet	5	1" & 1¼"
National Pipe Thread Male	Inlet/Outlet	3	1" & 1¼"
National Pipe Thread Female	Inlet/Outlet	2	1", 1¼", 1½" & 2"

## Ordering Matrix Examples

VALVE SIZE	MODEL	UNION INLET	INLET THREAD CODE	OUTLET THREAD CODE	MODEL ORDERING DESCRIPTION
1" x 1"	LF07S	U	2	2	1" x 1" LF07SU2-2
1" x 1"	LF07S	U	4	2	1" x 1" LF07SU4-2
2" x 2"	LF07S	U	2	2	2" x 2" LF07SU2-2

## Dimensions – Weights

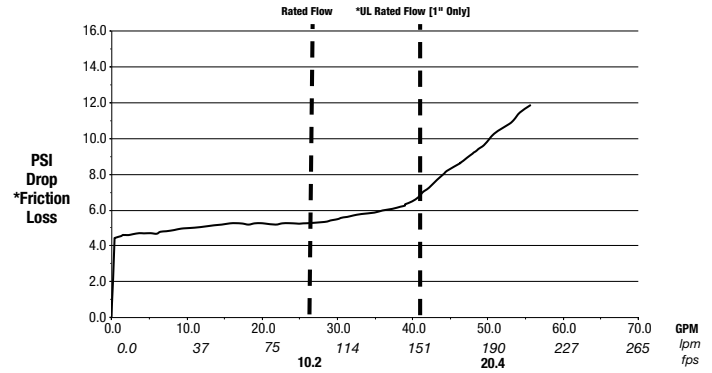


### LF07S

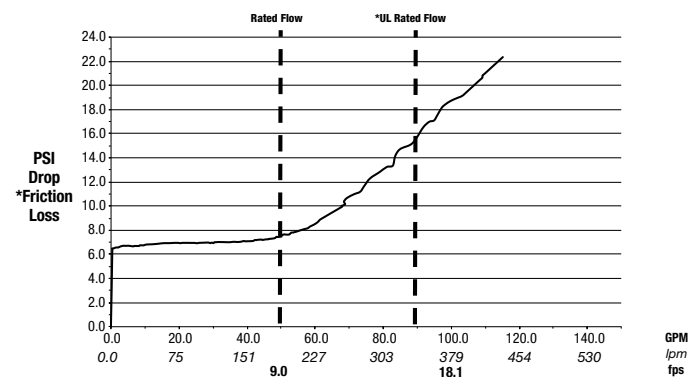
SIZE	DIMENSIONS						WEIGHT	
	A		B		C		lbs.	kgs
in.	in.	mm	in.	mm	in.	mm		
1	6¾	171	2¼	71	2	50	3.0	1.36
1¼	6¾	171	2¼	71	2	50	3.0	1.36
1½	6¾	171	3¼	93	2¼	71	3.9	1.77
2	6¼	176	3¼	93	2¼	71	4.4	2.0

## Capacity

### 1" LF07S



### 1½" LF07S



### 2" LF07S

