



SHIPPING WEIGHT

Weight | 1.8 lbs.

Length | 11 in.

Width | 14 in.

Height | 8 in.

FINISH CHART*

BK | Black

WHT | White

THERMATOUCH CONTROL

TT7-XX*

The ThermaTouch Control is a 7" LCD Touchscreen Control used to operate other ThermaSol modules such as Steam Room functions, Light, Sound and Tranquility Visualization, Stereo Audio output and Ethernet connection. The control is approx. 8-1/8" Wide X 6 – 1/8" High X 2 – 1/2" Deep. It requires a wall cutout 7-3/8" Wide X 5-3/8" High and must have a clear in wall depth of 3-1/2".

FEATURES

- Choose and download from a menu of 20 of the most popular Apps; shows, news, weather, video content, music and more
- Fully waterproof, ThermaTouch Plus can be installed anywhere: a shower, bathing area, patio, etc.
- Built-in Bluetooth®
- Ethernet connection
- WiFi-enabled capabilities ensure that users automatically receive any updates to the software right to the controller, in-home after purchase.
- Powered by Android™
- Stereo audio output
- Alexa compatible
- Date and Time display
- Set steam time and temperature
- Set and control preferences for two users
- Operates: steam, digital shower, light, sound and rain head.

SPECIFICATIONS

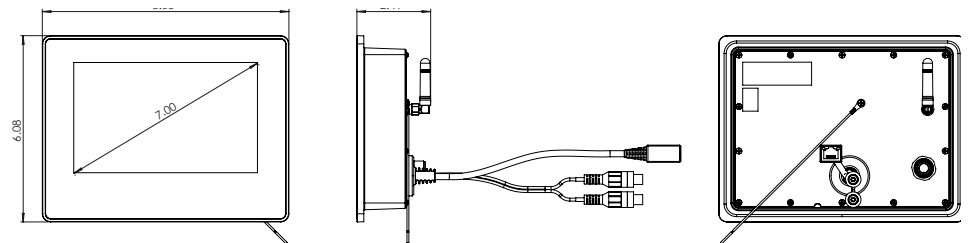
Construction | Acrylic

Controllability | Steam, Light & Sound, digital shower valve.

Audio Out | Stereo RCA Connections

Power Supply | ThermaSol PDM (10-8147)

Display | 7" Wide LCD Touch Screen



INSTALLATION NOTES

- Refer to ThermaSol installation Instructions Doc No. 81190 for complete instructions.
- Requires wall cut out opening of 7-3/8" Wide X 5-3/8" High X 3-1/2" Deep.
- Use Mud Ring for Tile installation and ThermaTouch Control placement (04-8544).
- Ensure 3-1/2" clearance behind the rear of the control for cable clearance.
- The control should be installed 60 inches from the floor and as far away from the steam outlet as possible.

* Replace -XX with the desired finish in the above finish chart.



SPECIFICATIONS – SteamVection Steam Head

Construction..... Brass
Aromatherapy..... Integral Reservoir

Installation Notes:

The steam head should be installed 24 inches from the floor, and 6 inches from any corner, inside the shower only, and as far away from the controller and shower fixtures as possible.

The steam head housing requires a 1-1/8" hole in the shower wall, and must be flush with the finished wall and sealed to the wall to not allow vapor or water behind it. Use 1/2" copper fittings to attach the housing to the steam outlet. See the full steam head housing instructions within your generator installation guide.

Product Specification:

The steam head shall be approximately 1.75" x 1.75" in the square version, and a 1.75" Dia. For the round version. The steam head is made from brass alloy and includes an aromatherapy well.

Finish Chart:

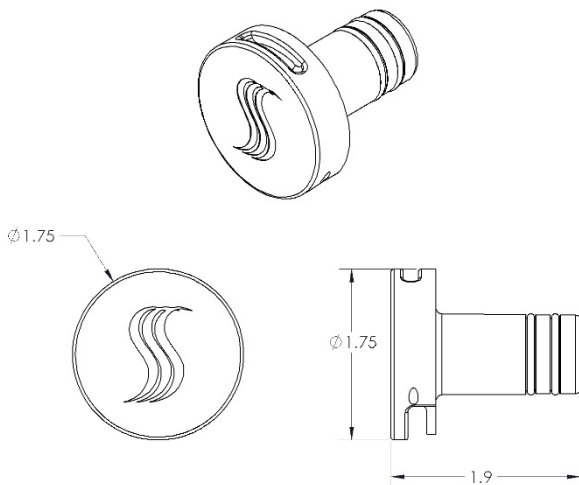
Select desired finish and replace XX with code. No-Touch Aromatherapy steam head and control finishes.

PC = Polished Chrome	PN = Polished Nickel
SC = Satin Chrome	SN = Satin Nickel
PB = Polished Brass	BN = Black Nickel
SB = Satin Brass	AN = Antique Nickel
AB = Antique Brass	PG = Polished Gold
COP = Polished Copper	ORB = Oil Rubbed Bronze
ACOP = Antique Copper	WHT = White
MB = Matte Black	

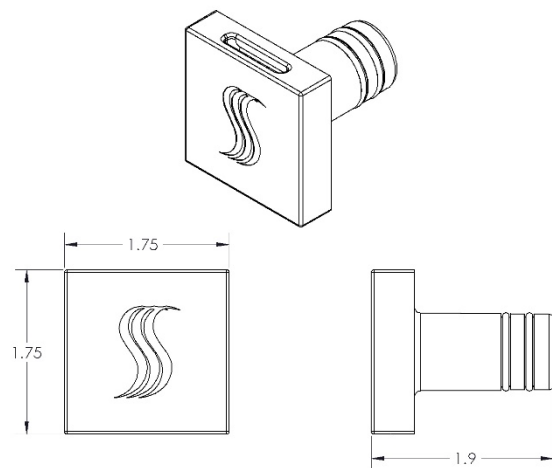
Shipping Information:

Weight..... 1 lbs.
Length.....9.5 in.
Width.....3.5 in.
Height.....2.5 in.

For any further assistance please contact
ThermaSol at 800.776.0711 or
sales@thermasol.com



Round Style



Square Style