

STERLING

A KOHLER COMPANY

39" x 39" x 79" tile neo-angle shower w/AIP backerboards

Intrigue™

72040106



Features

- 4-7/8" threshold.
- Durable high-gloss finish.
- Center drain.
- Two-piece tongue-and-groove walls with snap-together installation.
- Three convenient shelves.
- Aging in Place backerboards.

Material

- Made from solid Vikrell® material for strength, durability, and lasting beauty.

Installation

- Alcove.
- Caulk required for proper installation.

Recommended Products/Accessories

- SP2270A-38 Framed neo-angle corner shower door
- SP2275A-38 Framed neo-angle corner shower door
- SP2276A-38 Framed neo-angle corner shower door
- SP2277A-38 Framed neo-angle corner shower door
- SP2375-38 Frameless neo-angle corner shower door
- 80001012 12" straight grab bar
- 80001018 18" straight grab bar
- 80001024 24" straight grab bar
- 80011032 32" straight grab bar
- 80001036 36" straight grab bar
- K-23726 Drain treatment
- K-23733 Vikrell® cleaner

Included Components

Product consists of:

- 72044106 39" x 39" neo-angle shower wall set with Aging In Place backerboards
- 72041100 39" x 39" neo-angle shower base



Codes/Standards



- CSA B45.5/IAPMO Z124
- ASTM E162
- ASTM E662

Warranty – Bathing Fixtures (and) Kitchen and Utility Sinks Made of Solid Vikrell® Material

See website for detailed warranty information.

Available Colors/Finishes

Color tiles intended for reference only.

Color	Code	Description
	0	White
	96	KOHLER Biscuit

1-800-STERLING (1-800-783-7546)

Kohler Co. reserves the right to make revisions without notice to product specifications.

For the most current Specification Sheet, go to www.sterlingplumbing.com.

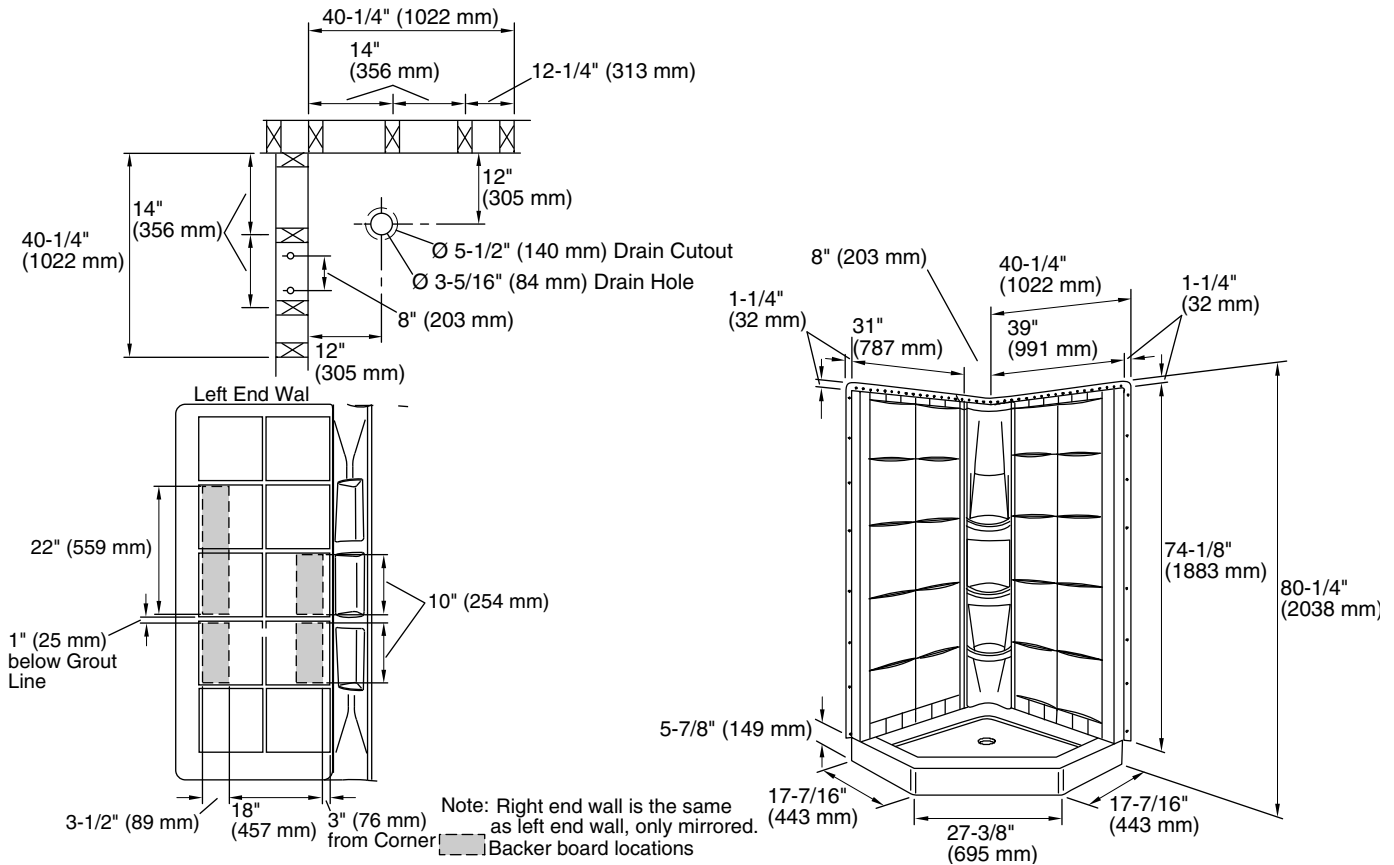
STERLING

A KOHLER COMPANY

Intrigue™

39" x 39" x 79" tile neo-angle shower w/AIP backerboards

72040106



Technical Information

All product dimensions are nominal.

Installation:	Corner
Drain location:	Center
Maximum door height:	74" (1880 mm)
Maximum door width:	15-7/8" (403 mm)

Notes

Install this product according to the installation instructions.

Attach grab bars at the specified backer board locations only.

Studs should be positioned roughly as shown.

Double studding is recommended for pivot shower door installations.

1-800-STERLING (1-800-783-7546)

Kohler Co. reserves the right to make revisions without notice to product specifications.

For the most current Specification Sheet, go to www.sterlingplumbing.com.