



# 60" x 30" ADA tile seated bath/shower w/grab bars

## 71140115



### Features

- 17-1/4 apron.
- Pivot snap-together modular design.
- Tile look.
- Corner shelves.
- Factory-installed stainless steel grab bars.
- Bath seat on right.

### Material

- Made from solid Vikrell® material for strength, durability, and lasting beauty.

### Installation

- Alcove.
- Left drain.
- Caulk-free installation.

### Recommended Products/Accessories

- K-23726 Drain treatment
- K-23723 Faucet cleaner
- K-23733 Vikrell® cleaner

### Included Components

Product consists of:

- 71144113 60" x 30" ADA tile wall set w/ grab bars
- 71141114 60" ADA seated bath



ADA



### Codes/Standards

CSA B45.5/IAPMO Z124  
ASTM E162  
ASTM E662  
ADA  
ICC/ANSI A117.1  
HUD, UM Bulletin 73

See website for detailed warranty information.

### Available Colors/Finishes

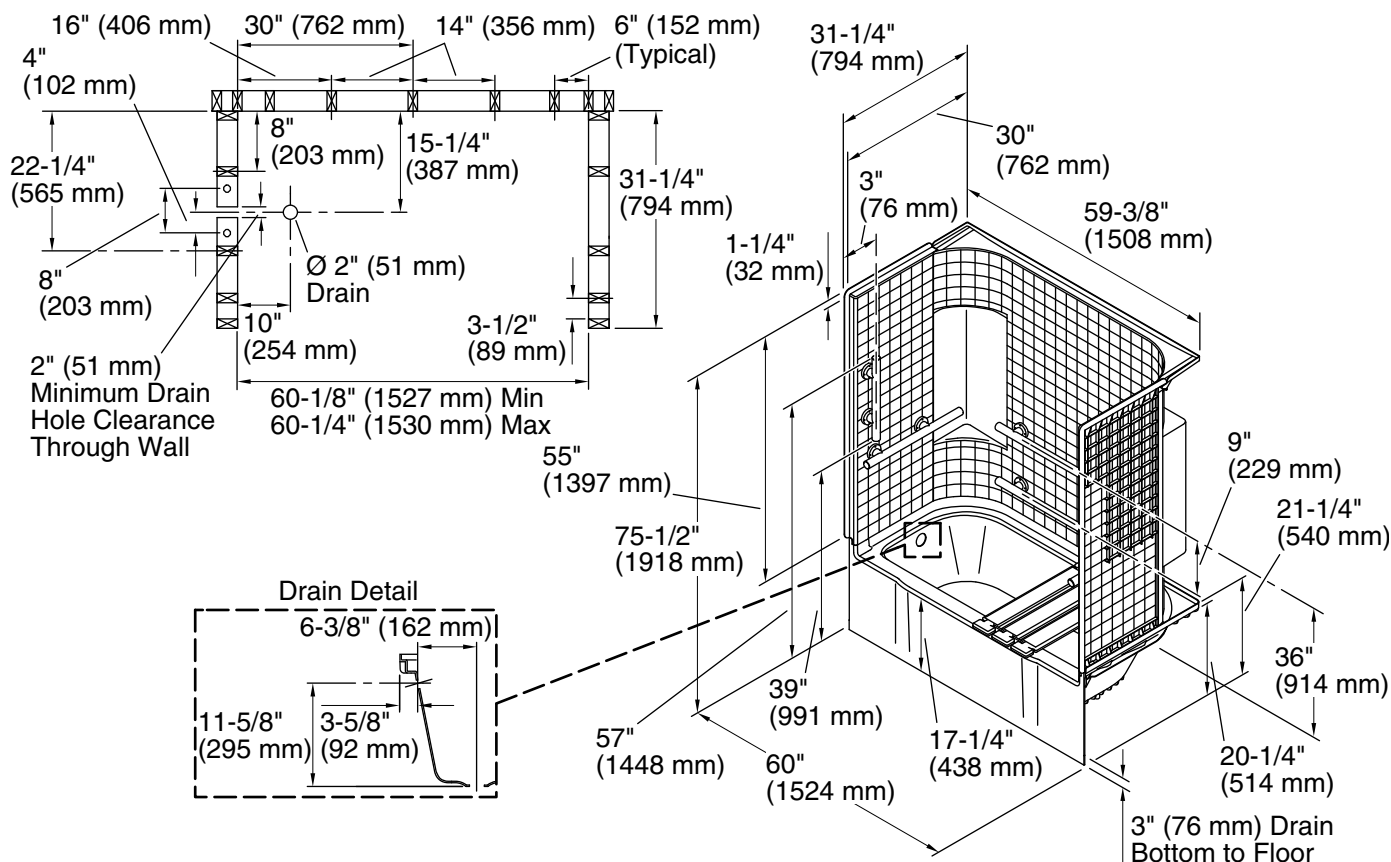
*Color tiles intended for reference only.*

Color	Code	Description
	0	White
	96	KOHLER Biscuit

1-800-STERLING (1-800-783-7546)

Kohler Co. reserves the right to make revisions without notice to product specifications.

For the most current Specification Sheet, go to [www.sterlingplumbing.com](http://www.sterlingplumbing.com).



### Technical Information

All product dimensions are nominal.

Installation:	Three-wall alcove
Drain location:	Left
Basin area, bottom:	46-1/4" x 20-1/2" (1175 mm x 521 mm)
Basin area, top:	52-1/4" x 22-1/2" (1327 mm x 572 mm)
Water depth:	11" (279 mm)
Water capacity:	34 gal (128.7 L)
Maximum door height:	56-3/4" (1441 mm)
Maximum door width:	56-1/2" (1435 mm)

### Notes

Install this product according to the installation instructions.

Product is designed to be used with a single-hole mixer valve with an escutcheon cover not to exceed 7-3/4" (197 mm) in width.

Studs should be positioned roughly as shown.

Double studding is recommended for pivot shower door installations.

Bath cannot be installed without the wall surround.

Width of back wall at the top transitions from 60" (1524 mm) at the front to 59-3/8" (1508 mm) in the back corners. Furring strips approximately 1/4" (6 mm) thick should be used at the back corner studs if drywall is to be installed over the nailing flange.

ADA compliant when installed to the specific requirements of these regulations.