



Stinson®
Drop-in bathroom sink
442007

Features

- No faucet holes; requires wall- or counter-mount faucet.
- Center drain and overflow.
- Rectangular basin.
- With overflow.

Material

- Vitreous china.

Installation

- Drop-in.

Recommended Products/Accessories

K-23726 Drain treatment
K-23725 Cast iron cleaner



ADA

Codes/Standards




ASME A112.19.2/CSA B45.1
ADA
ICC/ANSI A117.1

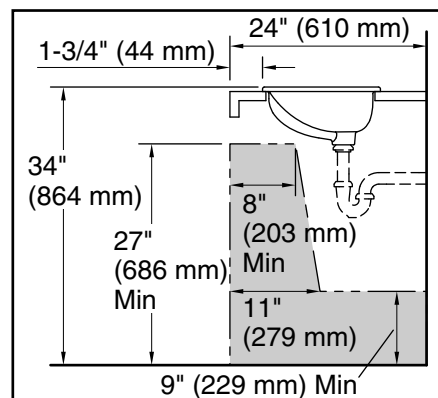
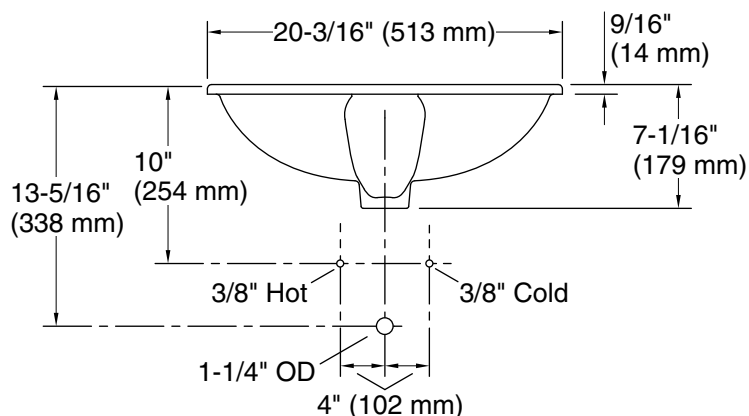
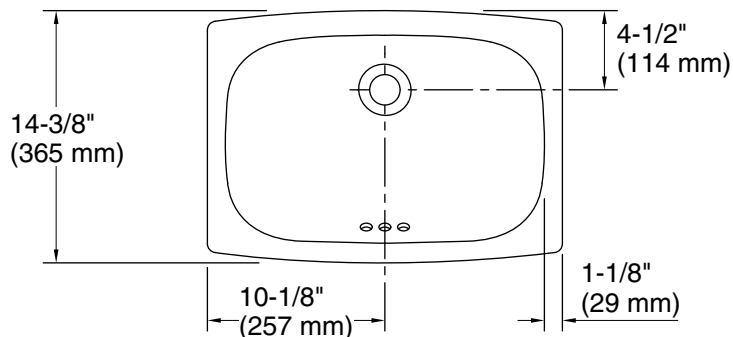
STERLING® Warranty - Toilets and Lavatories

See website for detailed warranty information.

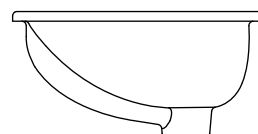
Available Colors/Finishes

Color tiles intended for reference only.

Color	Code	Description
	0	White
	96	KOHLER Biscuit
	47	Almond



Recommended ADA Installation



Technical Information

All product dimensions are nominal.

Bowl configuration:	Single
Installation:	Drop-in
Bowl area (Only):	Length: 18-3/16" (462 mm) Width: 12-3/16" (310 mm) Water depth: 5" (127 mm)
Drain hole:	1-11/16" (43 mm)
Template:	1084867-7, required, included

Notes

Install this product according to the installation instructions.

Measure your actual product for roughing-in details.

ADA compliant when installed to the specific requirements of these regulations.