



The new degree of comfort.™



Residential Gas
Professional *Classic Plus*
Heavy Duty Water Heaters

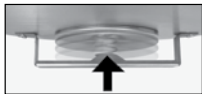
Professional *Classic Plus*™ Heavy Duty gas water heaters exceed ANSI standards for flammable vapor ignition resistance

Performance


- Recovery Capacity: 72.8 gallons per hour (delivers approximately 113 gallons of hot water in the first hour for 75-gallon models and 115 gallons for 98-gallon models)**

Guardian System™ & Sensor

- Exclusive air/fuel shut-off device
- Maintenance free – no filter to clean
- Disables the heater in the presence of flammable vapor accumulation



Combustion Shut-off System



Flame Arrestor Plate

Easy to Light

- Piezo Ignitor - no matches required

Low Emissions

- Eco-friendly burner, low NOx design
- Meets 40 ng/J NOx requirements

Longer Life

- Premium grade anode rod provides long-lasting tank protection

High Altitude Compliant

- All models are certified for applications up to 8,500 feet above sea level

Plus...

- Enhanced-flow brass drain valve
- Temperature and pressure relief valve included

- Low lead compliant
- Side water connections for space heating applications
- Standard replacement parts

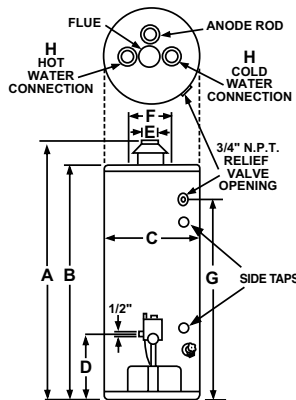
Warranty

- 8-Year limited tank and parts warranty*
- With ProtectionPlus™ the 8-year limited tank warranty becomes 12-year

*See Residential Warranty Certificate for complete information

Efficiency | All models tested according to ANSI test procedures, and meet or exceed the thermal efficiency and standby loss requirements of current ASHRAE standard (EPact). Also exceeds energy efficiency codes of all states including California Energy Commission (CEC).

Safety and Construction | Design certified by CSA: For operation at 160 degrees; meets all safety and construction requirements of ANSI Z21.10.3; as an automatic storage or instantaneous water heater; as an automatic circulating tank water heater; and for operation on combustible floors and in alcove installations. All models are North Carolina Code compliant. **Certified for 150 PSI maximum working pressure.**



Professional *Classic Plus* Heavy Duty

75 and 98-Gallon Capacities
75,100 Btu/h
Natural and LP Gas
80% Thermal Efficient



TYPE	DESCRIPTION		FEATURES				ROUGHING IN DIMENSIONS (SHOWN IN INCHES)								
	GAL. CAP.	MODEL NUMBER	GAS INPUT IN THOUS. BTU/H		RECOVERY IN G.P.H. 100° RISE**		HT. TO VENT A	TANK HT. B	DIAM. C	HT. TO GAS CONN. D	VENT SIZE E	WATER CONN. CNTR. F	HT. TO SIDE T&P VALVE G	WATER CONN. SIZE H	SHIP. WT. (LBS)
			NAT.	LP	NAT.	LP									
Tall	75	PRO+G75-76N RH	75.1	-	72.8	-	64	60	26-1/4	14-3/4	4	11	53-1/4	1	320
Tall	75	PRO+G75-76P RH	-	75.1	-	72.8	64	60	26-1/4	14-3/4	4	11	53-1/4	1	320
Tall	98	PRO+G98-76N RH	75.1	-	72.8	-	67-7/8	64	28-1/4	14-7/8	4	11	57-3/16	1	350
Tall	98	PRO+G98-76P RH	-	75.1	-	72.8	67-7/8	64	28-1/4	14-7/8	4	11	57-3/16	1	350

**Recovery Capacity is based upon a 100° F water temperature rise and calculated per ANSI Z21.10.3 standards. First hour hot water delivery is based upon 77° water temperature rise.
• 160° F Max. temperature setting.

In keeping with its policy of continuous progress and product improvement, Rheem reserves the right to make changes without notice.

Rheem Water Heating • 101 Bell Road
Montgomery, Alabama 36117-4305 • www.rheem.com



INTEGRATED HOME COMFORT