

A man with a beard and dark hair, wearing a blue button-down shirt, is focused on working on a copper pipe. He is using a screwdriver with a black handle and a yellow tip to adjust a black cap on the pipe. The pipe is part of a larger system with other copper pipes and a silver metal pipe. The background is a white brick wall with an electrical outlet. The overall scene is brightly lit, suggesting an indoor or well-lit outdoor setting.

**resideo**

**Braukmann,  
the source for all  
your potable water  
solutions.**

# Braukmann AMX300 Series Thermostatic Mixing Valve Kit

Installation that's almost no sweat.

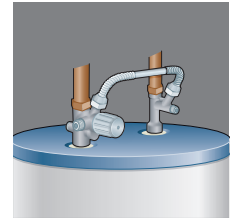


## Key Features and Benefits

- Kit includes mixing valve, cold water tee, flexible 8" or 11" metal connectors, and thermostrip.
- Easy installation on water heaters – saves time and money.
- Commonly used for scalding protection.
- ASSE 1017 approved for point of source/whole house protection.
- Teflon® coating extends service life.
- Integrated recirculation and hot water ports (for optional use).
- Free Thermostrip included to make temperature setting easy for one person to handle.
- All our AMX300 series are NSF/ANSI 61 & 372 compliant.
- U.S. Patent No. 8,074,894.

## Typical Applications

Residential, water heater application: point-of-source, domestic water and nursing homes.



The AMX300 requires fewer additional parts and a maximum of two sweat connections.

All AMX300 Mixing Valves have a temp. range of 100° – 145° F.


Description	Kit includes mixing valve, cold water tee, 8" flex connector	Kit includes mixing valve, cold water tee, 11" flex connector	Mixing valve (for replacement only)
Model*	AMX300TLF/U	AMX302TLF/U	AMX300LF/U
Connection to tank	3/4" FNPT	3/4" FNPT	3/4" FNPT
Connection to system	3/4" MNPT	3/4" MNPT	3/4" MNPT
Min Flow GPM	0.25	0.25	0.25
Max Flow** GPM	7.5	7.5	7.5

\* Part numbers that end in "LF" are made of low-lead brass.

\*\* Recommended Max Flow GPM is based on max 15PSI falloff @120F

# Braukmann AMX Series DirectConnect Thermostatic Mixing Valve

Shrink installation time and grow your bottom line.

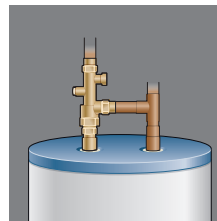


## Key Features and Benefits

- Engineered for fast installation — orientation of the mix and cold ports reduces fittings required on typical water heater installations.
- Can dramatically reduce installation time and cuts the number of parts in half.
- Available in multiple connection types: Sweat, NPT and Press fittings.
- Adjustable temperature range 90° – 130° F.
- Easy recirculation — integrated port allows for optional recirculation connection.
- Increases up to 50% more stored hot water with scald protection.
- Increases flow output in tankless water heater applications up to 20 GPM - essential for high flow tubs and showers.
- DirectConnect™ to the water heater — NPT bottom connection attaches easily.
- Teflon® coating increases product life and reduces callbacks.
- Free Thermostrip makes setting the temperature a one-person job.
- Our AMX Series mixing valves are NSF/ANSI 61 & 372 compliant and made with low-lead brass.
- U.S. Patent No. 7,744,007.

## Typical Applications

Residential and light commercial, water heater application: point-of-source, domestic water and nursing homes.



The AMX mixing valve cuts installation time and number of parts in half.

All AMX Mixing Valves have a temp. range of 90° – 130° F and are ASSE 1017 listed.

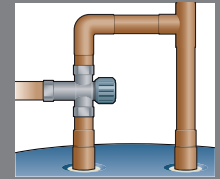
Connection	3/4"	1"
Union Sweat	AMX101-US-1LF/U	AMX102-US-1LF/U
Union NPT	AMX101-UT-1LF/U	AMX102-UT-1LF/U
Union Press	AMX101-UP-1LF/U	AMX102-UP-1LF/U
Max Flow* GPM	14.0	20.0
CV	4.0	4.0

\*Maximum recommended flow rate

## Engineered For Fast Installation

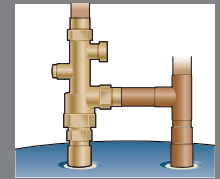
Shrink installation time and grow your bottom line.

### AM-1 SERIES INSTALLATION



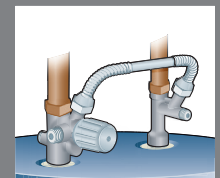
UP TO 9 SWEAT CONNECTIONS

### AMX100 SERIES INSTALLATION



UP TO 6 SWEAT CONNECTIONS

### AMX300 SERIES INSTALLATION



UP TO 2 SWEAT CONNECTIONS

# Braukmann AM-1 Series Thermostatic Mixing Valve

Provides scalding protection and more usable hot water.

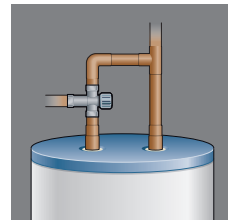
## Key Features and Benefits

- Designed to prevent scalding – meets multiple industry safety certifications: ASSE 1017, ASSE 1061, CSA, IAPMO, and NSF/ANSI 61 & 372.
- Allows homeowners to store water at 140° F and higher to help prevent legionella growth, but receive safe, comfortable 120° F water at sinks, shower, or tub.
- Designed to increase the amount of usable hot water.
- Teflon® coating increases product life and reduces callbacks.
- Lockable hand wheel for accurate temperature control.
- Free Thermostrip makes setting the temperature a one-person job.



## Typical Applications

Domestic water, nursing homes, public facilities, automatic faucets, radiant floor heating, space heating, heat pump systems, combo systems, solar hot water, greenhouses, industrial applications and photo processing.



Standard mixing valve installation.

Model*	S (standard) Model	C Model	R Model (Heating ONLY)	Connection Type	Conn. Size	Max Flow* GPM	CV
Temp Range	70 – 145° F (21 – 62° C)	70 – 120° F (21 – 49° C)	70 – 180° F (21 – 82° C)				
Certification	ASSE 1017	ASSE 1017	None				
	AM100-1LF/U	AM100C-1LF/U	NA	NPT**	1/2"	8	3.2
	AM101-1LF/U	AM101C-1LF/U	NA	NPT**	3/4"	12	3.8
	AM102-1LF/U	AM102C-1LF/U	NA	NPT**	1"	16	4.3
	AM100-US-1LF/U	NA	AM100R-US-1/U	Union Sweat	1/2"	8	3.9
	AM101-US-1LF/U	NA	AM101R-US-1/U	Union Sweat	3/4"	12	3.9
	AM102-US-1LF/U	NA	AM102R-US-1/U	Union Sweat	1"	16	3.9
	AM100-UT-1LF/U	NA	AM100R-UT-1/U	Union Thread	1/2"	8	3.9
	AM101-UT-1LF/U	NA	AM101R-UT-1/U	Union Thread	3/4"	12	3.9
	AM102-UT-1LF/U	NA	AM102R-UT-1/U	Union Thread	1"	16	3.9
	AM100-UP-1LF/U	NA	AM100R-UP-1/U	ProPress	1/2"	8	3.9
	AM101-UP-1LF/U	NA	AM101R-UP-1/U	ProPress	3/4"	12	3.9
	AM102-UP-1LF/U	NA	AM102R-UP-1/U	ProPress	1"	16	3.9
	AM100-USTG-1LF/U	NA	AM100R-USTG-1/U	Union Sweat w/ Temp Gauge	1/2"	8	3.9
	AM101-USTG-1LF/U	NA	AM101R-USTG-1/U	Union Sweat w/ Temp Gauge	3/4"	12	3.9
	AM102-USTG-1LF/U	NA	AM102R-USTG-1/U	Union Sweat w/ Temp Gauge	1"	16	3.9
	AM100-SB-1LF/U	NA	NA	Union Push Connect	1/2"	8	3.9
	AM101-SB-1LF/U	NA	NA	Union Push Connect	3/4"	12	3.9
	AM102-SB-1LF/U	NA	NA	Union Push Connect	1"	16	3.9
	AM100-UPEX-1LF/U	NA	NA	Union PEX	1/2"	8	3.9
	AM101-UPEX-1LF/U	NA	AM101R-UPEX-1/U	Union PEX	3/4"	12	3.9

\* Maximum recommended flow rate.

Connections - US models: Union Sweat; - UT Models: Union NPT (female); UP: Union ProPress. All other valves are \*\*NPT (female).

\* Part numbers that end in "LF" are made of low-lead brass.

# Braukmann AM-1 1070 SERIES Thermostatic Mixing Valve

Meets rigid plumbing codes.



## Key Features and Benefits

- Certified to ASSE 1070 plumbing standards for point-of-use applications.
- Color-coded black hand-wheel prevents tampering and is required by the new ASSE 1070 plumbing standards.
- Teflon® coating resists mineral deposit build-up and extends service life.
- ASSE 1017, ASSE 1061, and ASSE 1070.
- Free Thermostrip makes setting the temperature a one-person job.
- AM1070 mixing valves have a temperature range of 70° – 120° F.
- Our AM-1 1070 series mixing valves are NSF/ANSI 61 & 372 compliant and made with low-lead brass.

## Typical Applications

Roman tubs, whirlpools, large showers, sinks and public facilities with lavatories and bidets.

All AM1070 mixing valves have a temp. setting range of 70° – 120° F and are ASSE 1017 and ASSE 1070.

Connection	1/2"	3/4"	1"
Union CPVC	AM100C1070UCPVC1LF	AM101C1070UCPVC1LF	NA
Union Sweat	AM100C1070-US-1LF	AM101C1070-US-1LF	AM102C1070-US-1LF
Union PEX	AM100C1070-UPEX1LF	AM101C1070-UPEX1LF	NA
Union NPT	AM100C1070-UT-1LF	AM101C1070-UT-1LF	AM102C1070-UT-1LF
Union ProPress	AM100C1070-UP-1LF	AM101C1070-UP-1LF	AM102C1070-UP-1LF
Union w/Temperature Gauge	AM100C1070-USTG-LF	AM101C1070-USTG-LF	AM102C1070-USTG-LF
Union Push Connect	AM100C1070-SB-1LF	AM101C1070-SB-1LF	AM102C1070-SB-1LF
Certification	ASSE 1017, ASSE 1061 & ASSE 1070	ASSE 1017, ASSE 1061 & ASSE 1070	ASSE 1017, ASSE 1061 & ASSE 1070
Max Flow	10.0	10.0	10.0
CV	1.8	1.8	1.8

# Braukmann AM-1 Build Your Own Mixing Valves



**Body Only**

## Key Features and Benefits

- Accurately adjusts, maintains, and limits the hot water temperature to a desired setting selected by the user.
- Teflon coating increases product life and reduces callbacks.
- Each valve body can be made into multiple configurations by size and connection type.
- Valve Size includes: 1/2", 3/4", and 1".
- Fitting options available: NPT, Sweat, Press, PEX, CPVC, and Push Connect.
- Available in ASSE 1017, ASSE 1070 and radiant models.
- Each tailpiece SKU includes 3 tailpieces, 3 gaskets, and 3 union nuts.
- Thermostrips, thermometer gauges, check valves, and thermal elements are available separately.

Model	Operating Temp.	ASSE Certs.
AM1-1070BODY-1LF/U	70°F-120°F	1017 & 1070
AM1-BODY-1LF/U	70°F-145°F	1017
AM1-RBODY-1/U	70°F-180°F	N/A



Connection	1/2"	3/4"	1"
Union CPVC	AM206-039/U	AM206-040/U	N/A
Union Sweat	AM08-038LF/U	AM08-039LF/U	AM08-040LF/U
Union PEX	AM206-041LF/U	AM206-042LF/U	N/A
Union NPT	AM08-041LF/U	AM08-042LF/U	AM08-043LF/U
Union ProPress	AM1-TAIL100-3UP-LF	AM1-TAIL101-3UP-LF	AM1-TAIL102-3UP-LF
Union w/Temperature Gauge	AM1-TG100-US-LF/U	AM1-TG101-US-LF/U	AM1-TG102-US-LF/U
Union Push Connect	AM100-SB/U	AM101-SB/U	AM102-SB/U

# Braukmann UMV Series Under Sink Thermostatic Mixing Valve



## Key Features and Benefits

- Certified to ASSE 1070 plumbing standards for point-of-use applications.
- Universal design allows flexibility in adapting to three-port or four-port applications.
- Shipped with a four-port adapter.
- Shipped with mounting bracket for easy mounting.
- Integral check valves in hot and cold inlets.
- Tamper resistant with lockable hand wheel.
- Temperature setting.
- NSF/ANSI 61 & 372 compliant and made with low-lead brass.

## Typical Applications

Residential and light commercial under counter and under sink applications: Residential homes, apartments, hotels, public facilities and office buildings.

Model	Pipe Size in/(DN)	Connection Type	Min. Max. Flow	Capacity (CV)	Comments
UMV500-LF/U	3/8" (DN 10)	Compression	0.25 - 4.3 GPM	0.36	3 or 4 port connection

# Braukmann MX Series High Capacity Mixing Valve

For larger applications and more powerful results.



## Key Features and Benefits

- Large flow proportional mixing or diverting valve.
- Valve regulates hot and cold supply based on the control setting.
- Teflon® coating increases product life and reduces callbacks.
- Tamper-evident temperature adjustment.
- Union NPT and flanged models.
- Recirculation port for fast responses.
- ASSE 1017 Listed.
- NSF/ANSI 61 & 372 compliant and made with low-lead brass.

## Typical Applications

Any application requiring accurate control of hot water temperature based on the mixing of hot and cold water, such as: domestic water for homes, apartments, hotels, schools, nursing homes, offices, public facilities, space heating and radiant floor heating.

Model	Connector	Min. Max. Flow	CV	Temp Range
MX127LF/U	1" NPT	1.0 – 22 GPM	4	113 – 149° F (45 – 65° C)
MX128LF/U	1-1/4" NPT	2.5 – 50 GPM	9.3	113 – 149° F (45 – 65° C)
MX129LF/U	1-1/2" NPT	3.5 – 75 GPM	13.5	113 – 149° F (45 – 65° C)
MX130LF/U	2" NPT	5.0 – 100 GPM	18	113 – 149° F (45 – 65° C)
MX131LF/U	2-1/2" Flange	5.0 – 186 GPM	34	113 – 149° F (45 – 65° C)
MX132LF/U	3" Flange	12.0 – 274 GPM	50	113 – 149° F (45 – 65° C)

Maximum working pressure: 150 psi, 1,034 kPa. Maximum temperature 200° F (93° C). Minimum temperature difference between hot and mix 10° F (6° C).  
Maximum flow indicated at 30 psi pressure drop.



# Braukmann DS05 Pressure Regulating Valve

Trusted performance under pressure.



## Key Features and Benefits

- Set static pressure between 15–80 PSI adjustment range from the convenient tamper-resistant screwdriver slot.
- Simple design with Female NPT or pre-assembled Push and PEX F1960 fittings.
- ASSE 1003 Listed, NSF/ANSI 61 & 372 compliant and lead-free ECO BRASS®.

Connection	Part	Description	Size
NPT	DS05-101-LF/U	3/4" NPT Connection Lead Free Pressure Regulating Valve	3/4"
Push	DS05-101-SB-LF/U	3/4" Push Connection Lead Free Pressure Regulating Valve	3/4"
PEX	DS05-101-PEX-LF/U*	3/4" PEX-F1960 Connection Lead Free Pressure Regulating Valve	3/4"
NPT	DS05-102-LF/U	1" NPT Connection Lead Free Pressure Regulating Valve	1"
Push	DS05-102-SB-LF/U	1" Push Connection Lead Free Pressure Regulating Valve	1"
PEX	DS05-102-PEX-LF/U*	1" PEX-F1960 Connection Lead Free Pressure Regulating Valve	1"

\*F1960 Expanded PEX -A Fitting

# Braukmann DS06 Series DialSet® Pressure Regulating Valve

Control water pressure without a gauge.



## Key Features and Benefits

- Built-in adjustment dial—no need for a gauge.
- Internal and external threading for thread-by-thread single or double union configurations.
- Noncorroding cartridges contain all working parts and easily replaceable.
- Outlet adjustment range of 25-90PSI.
- ASSE 1003 Listed, NSF/ANSI 61 & 372 compliant and lead-free ECO BRASS®.

Connection	Part	Description	Size
Body Only	DS06-100-LF/U	1/2" Body Only Lead Free DialSet Pressure Regulating Valve	1/2"
NPT	DS06-100-SUT-LF/U	1/2" NPT Connection DialSet Lead Free Pressure Regulating Valve	1/2"
Sweat	DS06-100-SUS-LF/U	1/2" Sweat Connection DialSet Lead Free Pressure Regulating Valve	1/2"
NPT	DS06-100-DUT-LF/U	1/2" NPT Connection DialSet Lead Free Pressure Regulating Valve	1/2"
Sweat	DS06-100-DUS-LF/U	1/2" Sweat Connection DialSet Lead Free Pressure Regulating Valve	1/2"
Body Only	DS06-101-LF/U	3/4" Body Only Lead Free DialSet Pressure Regulating Valve	3/4"
NPT	DS06-101-SUT-LF/U	3/4" NPT Connection DialSet Lead Free Pressure Regulating Valve	3/4"
Sweat	DS06-101-SUS-LF/U	3/4" Sweat Connection DialSet Lead Free Pressure Regulating Valve	3/4"
NPT	DS06-101-DUT-LF/U	3/4" NPT Connection DialSet Lead Free Pressure Regulating Valve	3/4"
Sweat	DS06-101-DUS-LF/U	3/4" Sweat Connection DialSet Lead Free Pressure Regulating Valve	3/4"
Body Only	DS06-102-LF/U	1" Body Only Lead Free DialSet Pressure Regulating Valve	1"
NPT	DS06-102-SUT-LF/U	1" NPT Connection DialSet Lead Free Pressure Regulating Valve	1"
Sweat	DS06-102-SUS-LF/U	1" Sweat Connection DialSet Lead Free Pressure Regulating Valve	1"
NPT	DS06-102-DUT-LF/U	1" NPT Connection DialSet Lead Free Pressure Regulating Valve	1"
Sweat	DS06-102-DUS-LF/U	1" Sweat Connection DialSet Lead Free Pressure Regulating Valve	1"
Body Only	DS06-103-LF/U	1 1/4" Body Only Lead Free DialSet Pressure Regulating Valve	1 1/4"
NPT	DS06-103-SUT-LF/U	1 1/4" NPT Connection DialSet Lead Free Pressure Regulating Valve	1 1/4"
Sweat	DS06-103-SUS-LF/U	1 1/4" Sweat Connection DialSet Lead Free Pressure Regulating Valve	1 1/4"
NPT	DS06-103-DUT-LF/U	1 1/4" NPT Connection DialSet Lead Free Pressure Regulating Valve	1 1/4"
Sweat	DS06-103-DUS-LF/U	1 1/4" Sweat Connection DialSet Lead Free Pressure Regulating Valve	1 1/4"
Body Only	DS06-104-LF/U	1 1/2" Body Only Lead Free DialSet Pressure Regulating Valve	1 1/2"
NPT	DS06-104-SUT-LF/U	1 1/2" NPT Connection DialSet Lead Free Pressure Regulating Valve	1 1/2"
Sweat	DS06-104-SUS-LF/U	1 1/2" Sweat Connection DialSet Lead Free Pressure Regulating Valve	1 1/2"
NPT	DS06-104-DUT-LF/U	1 1/2" NPT Connection DialSet Lead Free Pressure Regulating Valve	1 1/2"
Sweat	DS06-104-DUS-LF/U	1 1/2" Sweat Connection DialSet Lead Free Pressure Regulating Valve	1 1/2"
NPT	DS06-105-SUT-LF/U	2" NPT Connection DialSet Lead Free Pressure Regulating Valve	2"
Sweat	DS06-105-SUS-LF/U	2" Sweat Connection DialSet Lead Free Pressure Regulating Valve	2"
NPT	DS06-105-DUT-LF/U	2" NPT Connection DialSet Lead Free Pressure Regulating Valve	2"
Sweat	DS06-105-DUS-LF/U	2" Sweat Connection DialSet Lead Free Pressure Regulating Valve	2"

# Braukmann FK06 DialSet® Pressure Regulating Filter Combination

Gauge-free water pressure control



## Key Features and Benefits

- Prevents over-pressure damage and helps reduce water usage.
- 50-micron screen ensures a steady supply of filtered water, reduces sediment buildup, and improves purity.
- Internal and external threading for thread-by-thread single or double union configurations.
- Built-in adjustment dial—no need for a gauge.
- ASSE 1003 Listed, NSF/ANSI 61 & 372 compliant and lead-free ECO BRASS®.

## Typical Applications

A high-quality pressure regulating valve that is suitable for potable water and irrigation applications. The downstream pressure adjustment dial eliminates the need for a pressure gauge when adjusting the pressure setting (static pressure only).

Connection	Part	Description	Size
Sweat	FK06-101-DUS-LF	3/4" Sweat Connection Lead Free Pressure Regulating Valve and Filter Combination	3/4"
NPT	FK06-101-DUT-LF	3/4" NPT Connection Lead Free Pressure Regulating Valve and Filter Combination	3/4"
Sweat	FK06-102-DUS-LF	1" Sweat Connection Lead Free Pressure Regulating Valve and Filter Combination	1"
NPT	FK06-102-DUT-LF	1" NPT Connection Lead Free Pressure Regulating Valve and Filter Combination	1"
Sweat	FK06-103-DUS-LF	1-1/4" Sweat Connection Lead Free Pressure Regulating Valve and Filter Combination	1-1/4"
NPT	FK06-103-DUT-LF	1-1/4" NPT Connection Lead Free Pressure Regulating Valve and Filter Combination	1-1/4"

# Resideo Braukmann Jumper Kits



## Key Features and Benefits

- Serves as a temporary place holder for Pressure Reducing Valves in potable water systems.
- Allows plumbing and piping to be tested for leaks and flushed before the installation of the PRV.
- Reduces the risk of theft during early phases of residential and commercial construction.
- Used with the DS06 and FK06 Pressure Regulating Valves.

Model	Pipe Size"	Connection Type	Description
DS06-JK-101-LF/B	3/4"	Union Sweat	3/4" Jumper Kit; Pipe, Unions, Tailpiece, Strainer
DS06-JK-102-LF/B	1"	Union Sweat	1" Jumper Kit; Pipe, Unions, Tailpiece, Strainer
DS06-JK-103-LF/B	1-1/4"	Union Sweat	1-1/4" Jumper Kit; Pipe, Unions, Tailpiece, Strainer
DS06-JK-104-LF/B	1-1/2"	Union Sweat	1-1/2" Jumper Kit; Pipe, Unions, Tailpiece, Strainer

# F76 Water Filters

## Water Sediment Filters



### Key Features and Benefits

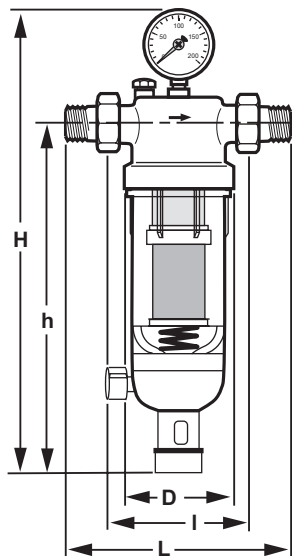
- High flow capacity water filter used to remove sediment and debris from residential or commercial water systems.
- Ideally suited for sediment removal applications that would quickly plug and restrict the flow of normal filters.
- Used as a prefilter, the F76 protects elements of the water system, including specialized treatment devices or other common fixtures and appliances.
- The flow filtering capacity and ease of cleaning make the F76S ideal for the most demanding applications.
- Built-in secondary filter provides an uninterrupted supply of filtered water during backwashing.
- Filter screens in different micron sizes and auto backwash motor available separately.

**Connection Type:** NPT External Threaded and Sweat

Approximate Dimensions: 17 11/16 in. high x 6 11/16 in. wide x 3 13/16 in. deep (449 mm high x 170 mm wide x 97 mm deep)

**Materials:** Body: Brass; Sump: Clear Plastic

**Screen Size:** 100 micron screen



PRODUCT NUMBER AND SIZE	DIMENSIONS IN INCHES (MM)					
	L	l	D	H	h	WEIGHT
F76S1007 1/2 IN.	6-11/16 (170)	4-5/16 (110)	3-13/16 (97)	17-11/16 (449)	13-13/16 (350)	6.4 (2.9)
F76S1015 3/4 IN.	7 (178)	4-5/16 (110)	3-13/16 (97)	17-11/16 (449)	13-13/16 (350)	6.4 (2.9)
F76S1023 1 IN.	8-1/4 (209)	5-1/8 (130)	3-13/16 (97)	17-7/8 (453)	13-13/16 (350)	6.8 (3.1)
F76S1031 1-1/4 IN.	8-3/4 (222)	5-1/8 (130)	3-13/16 (97)	17-7/8 (453)	13-13/16 (350)	7.3 (3.3)
F76S1049 1-1/2 IN.	9-11/16 (246)	5-5/16 (150)	4-3/4 (119)	20-15/16 (532)	16-7/16 (417)	8.8 (4.0)

WEIGHT IN POUNDS (KILOGRAMS)



Model	Description
MV876B1018	Automatic backwash control, fits 1/2 in. to 2 in. F76S models and F74C models.
AF11S-11/2A	100 Micron Screen kit for F76S Water Filter 1-1/2 in. to 2 in.
AF11S-11/2B	20 Micron Screen kit for F76S Water Filter 1-1/2 in. to 2 in.
AF11S-11/2C	50 Micron Screen kit for F76S Water Filter 1-1/2 in. to 2 in.
AF11S-11/2D	200 Micron Screen kit for F76S Water Filter 1-1/2 in. to 2 in.
AF11S-1A	100 Micron Screen kit for F76S Water Filter 1/2 in. to 1-1/4 in.
AF11S-1B	20 Micron Screen kit for F76S Water Filter 1/2 in. to 1-1/4 in.
AF11S-1C	50 Micron Screen kit for F76S Water Filter 1/2 in. to 1-1/4 in.
AF11S-1D	200 Micron Screen kit for F76S Water Filter 1/2 in. to 1-1/4 in.

# Resideo Braukmann L1 WiFi Water Leak and Freeze Detector

Confidently connected even when away from home.



## Key Features and Benefits

- Notices of leaks via Resideo App.
- Alerts to leaks with LED lights and a 100 dBA alarm.
- Easily pairs with the new L5 WiFi Water Leak Shutoff Valve.
- Reset and reuse the device after a detection.
- Includes a 5-ft cable that detects water along its entire length.

- **Smart Alerts** - sends homeowners alerts when it detects a water leak, or when temperature or humidity levels are out of the set range.
- **Battery Operation** - install the unit wherever it's needed and the battery will last up to 2 years\*, no wiring required.
- **Easy Setup** - simply install in the best location and complete the setup using the Resideo app, no extra hub required.
- **Reduced Maintenance** - a battery operated system means easy maintenance for homeowners and fewer callbacks for you — plus, the unit is reusable after a detection.
- **Versatility** - can be used as a standalone product or part of a comprehensive solution. Multiple leak detectors can be paired with a L5 WiFi Water Leak Shutoff Valve.
- **Convenience** - includes a 5-ft. water sensing cable with the option to add additional cables for expanded coverage.
- **Anytime, Anywhere** - connection through the Resideo app.

\*depending on usage.

Model	Description
CHW3610W8001/U	L1 WiFi Water Leak and Freeze Detector, Single Pack, Battery
YCHW3000W3003/U	L1 WiFi Water Leak and Freeze Detector, Triple Pack, Battery
WLD3CABLE	WiFi Water Leak and Freeze Detector Accessory Cable Sensor (5 ft.)

# Resideo Braukmann L5 WiFi Leak Shutoff Valve

An easy upgrade to complete customer control.



## Key Features and Benefits

- Will shut off the water supply automatically if a water leak is detected through the sensing cable or through one or more paired Resideo WiFi Water Leak and Freeze Detector(s).
- Control the Valve remotely through the Resideo App.
- Intuitive product design with quick installation and convenient notifications right at the homeowner's fingertips.
- Manual override to turn water on or off.

- **App control** - The Resideo app can be setup as a water leak detection control panel with notifications.
- **Customizable alerts** - Homeowners can set up pre-set shutoff locations and actions including the option to notify a pro or other contact.
- **Easy installation** - Intuitive product design with quick installation and convenient ball valve making it easy for a licensed plumber to install.
- **Even Better Together** - Easily pair the Shutoff Valve with any Resideo WiFi Water Leak and Freeze Detectors for water detection and an automatic shutoff response.
- **Versatility** - The L5 can be used as a standalone product or part of a comprehensive solution. Multiple Resideo leak detectors can be paired with a L5 WiFi Water Leak Shutoff Valve.

Model	Description
VWS01Y-1/2	L5 WiFi Water Leak Shutoff Valve with ½ inch NPT ball valve, includes 1 L1 leak detector
VWS01Y-3/4	L5 WiFi Water Leak Shutoff Valve with ¾ inch NPT ball valve, includes 1 L1 leak detector
VWS01Y-1	L5 WiFi Water Leak Shutoff Valve with 1 inch NPT ball valve, includes 1 L1 leak detector
VWS01Y-11/4	L5 WiFi Water Leak Shutoff Valve with 1 ¼ inch NPT valve, includes 1 L1 leak detector
VWS02Y-1/2	L5 WiFi Water Leak Shutoff Valve with ½ inch NPT ball valve
VWS02Y-3/4	L5 WiFi Water Leak Shutoff Valve with ¾ inch NPT ball valve
VWS02Y-1	L5 WiFi Water Leak Shutoff Valve with 1 inch NPT ball valve
VWS02Y-11/4	L5 WiFi Water Leak Shutoff Valve with 1 ¼ inch NPT ball valve



## Resideo TX-Series Thermal Expansion Tank for Domestic Hot Water

- 100% non-metallic, polypropylene liner, and non-corrosive water reservoir.
- Controls pressure build-up in the system.
- Prevents water hammers with no maintenance.
- Eliminates relief valve spillage.
- Extends water heater life.
- Full range of tanks from 2 to 528 gallons for all water heating volumes. ASME available.
- For hydronic heating applications.

Model	Connecion Size	Connector	Max. Acceptance Value	Volume
TX-5/U	3/4 in.	Male NPT	0.9 gal (3.41 L)	2.0 gal (7.6L)
TX-12/U	3/4 in.	Male NPT	3.2 gal (12.1 L)	4.4 gal (16.7 L)
TX-25V/U	3/4 in.	Female NPT	10.3 gal (39 L)	10.3 gal (39 L)



## Resideo WT88 Water Heater Control



- Simple replacement requires only a few models to replace multiple controls used on AO Smith, Bradford White, and Rheem water heaters.
- The direct purchasing option allows you to order products straight from Resideo.
- Easily service AO Smith and Bradford White natural gas water heaters, even if you don't usually service them.
- Convenient status LED trims repair time to around 30 minutes.
- Resettable Emergency Temperature Cutoff reduces cost and labor time by eliminating valve replacement.
- A larger pilot flame reduces customer callbacks.
- Accurate temperature sensing improves comfort and eliminates scalding risk.
- Smart anti-scaling algorithms protect children and the elderly from water exceeding the setpoint.

Aftermarket Model	Description	Resideo OEM Part Number	OEM Part Number	OEM Part NO Replacements	OEM
WT8840A1000/U	1" insulation tank, 4" WC setting	WV8840A1000, WV8840A1001	222-47463-01A, 222-47463-01E	415-52907-01	Bradford White
WT8840A1500/U	2" insulation tank, 4" WC setting	WV8840A1050, WV8840A1051	222-47463-02A, 222-47463-02E	415-52907-02	Bradford White
WT8860A1000/U	2" insulation tank, 5" WC setting - ULN	WV8860A1009, WV8860A1010	222-48863-01	415-52915-01	Bradford White
WT8840B1000/U	1" insulation tank, 5" WC setting	WV8840B1042, WV8840B1109, WV8840B1110	316910-000, 316910-000, 321166-000	100112336, 9007884005	A.O. Smith
WT8840B1500/U	2" insulation tank, 5" WC setting	WV8840B1059, WV8840B1117, WV8840B1118	316910-001, 316910-001, 321166-001	100112337, 9007885005	A.O. Smith
WT8860B1000/U	2" insulation tank, 5" WC setting - ULN	WV8860B1309, WV8860B1310	100073010, 318618-000	100093970, 9007631005	A.O. Smith
WT8840C1000/U	1.5" insulation tank, 4" WC setting	WV8840C1406	AP16910E	SP20832E	Rheem
WT8840C1500/U	2" insulation tank, 4" WC setting	WV8840C1605	AP16910B	SP20832B	Rheem

# Hot Water Sizing Method For Braukmann Mixing Valve Selection

**Step 1** - Use Table 1 to determine fixture units.

**Step 2** - Using Total Fixture Units determine load in Gpm from Table 2.

**Step 3** - Select the product based on the minimum flow requirement and allowable pressure drop (20 PSI).

Fixture	Fixture Units		Fixture Unit Calculation				Total
	Private	Public	# of Fixtures	(multiply by)	Fixture Units	Equals	
Lavatory	1	2		x		=	
Kitchen Sink	2	4		x		=	
Bathtub	2	4		x		=	
Separate Shower	2	4		x		=	
Clothes Washer	2	4		x		=	
Dish Washer	1	2		x		=	
						<b>Total</b>	

**Example** – A system with 40 Lavatory (private), 40 Bathtubs (private), and 5 Lavatory (public) have a total fixture count of 130 fixture units.

From Table 2 – 130 fixture unit = 38 Gpm

Fixture Units	Gpm	Fixture Units	Gpm	Fixture Units	Gpm
2	2	55	23	350	72
6	4.5	60	24	400	78
10	6.5	70	27	450	86
14	8.5	80	29	500	93
20	11	90	31	550	100
24	13	100	33	600	107
30	15	130	38	650	115
34	16.5	160	43	700	122
40	18.5	200	49	750	130
45	20	260	58	800	134.5
50	21	300	64	1000	156

# Hot Water Sizing Method For Braukmann Mixing Valve Selection

Mixing Valve Selection Chart								
Product	Min Flow GPM	Outlet Size Inch	System Differential Pressure Drop (PSI)					
			5	10	15	20	25	30
<b>AM-1 Series</b>								
AM100(C)-1	0.5	½"	7	10	12	14	16	18
AM101(C)-1	0.5	¾"	8	12	15	17	19	21
AM102(C)-1	0.5	1"	10	14	17	19	21	24
AM10x-Ux-1	0.5	½" thru 1"	9	12	15	17	20	21
AM10xC1070-Ux-1	0.5	½" thru 1"	4	6	7	8	9	10
<b>AMX-1 Series</b>								
AMX10x-Ux-1	0.5	½" thru 1"	9	13	15	18	20	22
<b>Single High Capacity MX Series</b>								
MX127LF	1	1"	9	13	15	18	20	22
MX128LF	2.5	1¼"	21	29	36	42	47	51
MX129LF	3.5	1½"	30	43	52	60	68	74
MX130LF	5	2"	40	57	70	80	90	99
MX131LF	8	2½"	76	108	132	152	170	186
MX132LF	12	3"	112	158	194	224	250	274

FLOW GPM

Note: AM10x-Ux-1 represents all union AM Series valves (Sweat –US and Threaded –UT). (C) temperature range 70°F to 120°F; without (C) standard temperature 110°F to 150°F (70°F to 145°F for AM series)

This sizing method is a general guideline. Please refer to local building and plumbing codes for additional guidance.

# Sizing Method for Braukmann DS05 PRV Selection

## A go-to for every install.

The suitability of a given regulator size is dependent on the pressure requirements where it will operate. For the pressure regulator valve size required for a specific installation, determine the following:

1. Pressure differential between inlet and outlet pressure in pounds per square inch (psi),
2. Capacity in gallons per minute, and
3. Allowable reduced pressure falloff in psi. Given these variables, use Table to determine the proper size pressure regulator valve for your application.

Example: An installation has 135 psi inlet pressure, 60 psi outlet pressure (75 psi pressure differential). If a 10 gpm capacity is required with only 10 psi falloff allowable, a 3/4 in. DS05 is required.

Pressure Regulator Valve Size	Reduced Pressure Falloff (PSI)	Pressure Differential Between Inlet and Outlet			
		25 psi	50 psi	75 psi	100 psi
		Flow Capacity (US gpm)	Flow Capacity (US gpm)	Flow Capacity (US gpm)	Flow Capacity (US gpm)
3/4"	6.0	7.5	8.8	9.7	10.1
	10	12.8	14.5	15.9	16.7
	15	18.5	22.0	23.3	24.7
	20	22.5	26.9	29.5	31.3
1"	6.0	7.0	7.9	5.3	5.3
	10	13.9	17.2	15.9	17.2
	15	22.5	28.6	32.1	36.5
	20	27.7	34.8	40.9	46.2

# Sizing Method for Braukmann DS05 PRV Selection

## DS05 FIXTURE UNIT

Flow rates based on submittal sheet DS05, based on flush tank systems with a 15 psi fall-off defined by IAPMO/ANSI Uniform Plumbing Code® and ICC International Plumbing Code®.

Size	l/s	GPM	Fixture Units
1/2"	0.99	15.72	21
3/4"	1.58	25.14	40
1"	1.77	28.14	48
1-1/4"	2.19	34.87	70
1-1/2"	4.93	78.42	270
2"	6.61	105.14	400

Capacities are based on a 100 psi supply pressure and a difference of 50 psi or more between the initial supply pressure and the reduced no-flow pressure. Check local water pressures before selection.

# Sizing Method for Braukmann DS06 & FK06 PRV Selection

## Control water pressure without a gauge.

The suitability of a given regulator size is dependent on the pressure requirements where it will operate. For the pressure regulator valve size required for a specific installation, determine the following:

1. Pressure differential between inlet and outlet pressure in pounds per square inch (PSI),
2. Capacity in gallons per minute, and
3. Allowable reduced pressure falloff in PSI. Given these variables, use Table 2 to determine the proper size pressure regulator valve for your application.

Example: An installation has 135 PSI inlet and 60 PSI outlet pressure (75 PSI pressure differential). If a 15 gpm capacity is required with only 10 psi falloff allowable, a 3/4 in. DS06 is required.

Pressure Regulator Valve Size	Reduced Pressure Falloff (PSI)	Pressure Differential Between Inlet and Outlet			
		25 PSI	50 PSI	75 PSI	100 PSI
		Flow Capacity (US GPM)	Flow Capacity (US GPM)	Flow Capacity (US GPM)	Flow Capacity (US GPM)
1/2"	6	7.26	8.15	7.44	6.47
	10	10.7	10.66	9.69	8.85
	15	14.27	15.72	14.49	13.96
	20	17.74	19.59	18.98	18.1
3/4"	6	11.98	14.44	14.53	14.97
	10	17.17	21.05	25.23	26.33
	15	19.86	25.14	29.32	32.85
	20	21.27	26.42	30.42	33.82
1"	6	11.18	11.23	9.51	9.11
	10	18.01	18.98	17.39	16.78
	15	25.67	28.14	28.71	26.9
	20	30.69	34.7	36.19	35.05
1-1/4"	6	7.53	6.34	7.26	7.13
	10	20.25	17.88	15.15	14
	15	33.02	34.87	32.63	29.68
	20	40.07	44.29	46.01	34.61
1-1/2"	6	29.81	32.27	30.87	26.81
	10	46.14	50.02	49.89	47.82
	15	66.22	78.42	86.74	84.14
	20	77.14	92.29	103.82	109.68
2"	6	27.34	25.8	24.48	18.01
	10	64.81	97.61	78.15	90.09
	15	82.82	105.14	119.94	129.62
	20	87.66	107.83	120.95	132.09

# Sizing Method for Braukmann DS06 & FK06 PRV Selection

## DS06 FIXTURE UNIT

Flow rates based on submittal sheet DS06, based on flush tank systems with a 15 PSI fall-off defined by IAPMO/ANSI Uniform Plumbing Code® and ICC International Plumbing Code®.

Size	l/s	GPM	Fixture Units
3/4"	1.39	22.0	34
1"	1.80	28.6	50

Capacities are based on a 100 PSI supply pressure and a difference of 50 PSI or more between the initial supply pressure and the reduced no-flow pressure. Check local water pressures before selecting.

**resideo**

**Resideo Technologies, Inc.**

16100 N 71st Street, Suite 550

Scottsdale, Arizona 85254

Office: 480.573.5340

63-9381-Potable-Water-BRO | AR | 09/22

© 2022 Resideo Technologies, Inc.

Teflon is a registered trademark  
of the Chemours company.

**For more information**  
[resideo.com/pro/water](https://resideo.com/pro/water)

**Braukmann**