

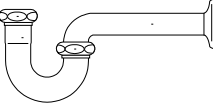
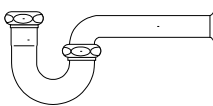
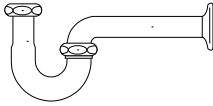
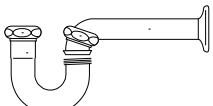
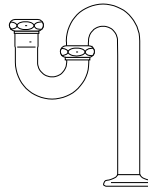
Plumb Pak[®]

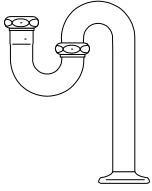
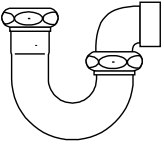
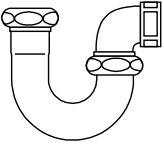
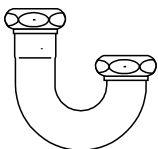
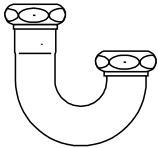


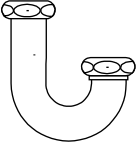
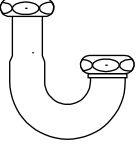
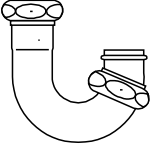
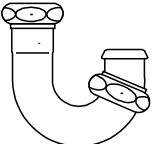
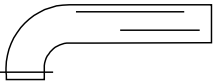
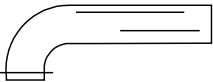
Catalog



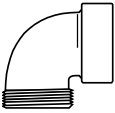
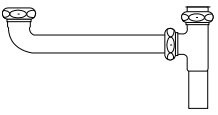
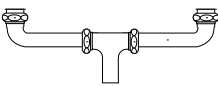

CONTENTS

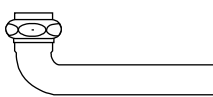


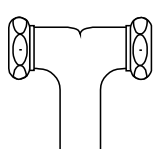
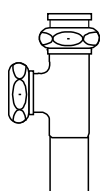
Brass Drainage	A1 - A14
Plastic Drainage	B1 - B12
Commercial Line	C1 - C2
Manufactured Home	D1 - D2
Strainers	E1 - E8
Bath Drains	F1 - F18
Water Supplies	G1 - G24
Sink & Faucet	H1 - H30
Toilet Repair	I1 - I22
Hose & Fittings	J1 - J5
Bathroom Accessories	K1 - K8
Tools	L1 - L10
Basin & Utility Faucets	M1 - M2
Add-A-Shower	N1 - N2
Vinyl Tubing	O1 - O2
Gas Connectors	P1 - P4
Masterkits	Q1 - Q4
“Independence” Bath Safety	R1 - R10
Interlock Handlebar™ System	S1 - S4

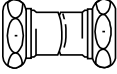
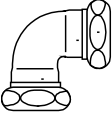
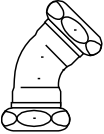

Part Number	Item Description	UPC No.	Box Qty	Box Wt	Ship Ctn Qty	Ship Ctn Wt	Ship Cubic Ft
P-TRAP, LESS CLEANOUT. 1 1/4" X 1 1/4" WITH FLANGE. FOR CONNECTION TO WALL							
PP100CP	22 Gauge. Chrome Plated 1 Per Card. 7"H x 12"W	00100 3	-	-	5	18.3	2.6
 PP100PB	20 Gauge. Polished Brass 1 Per Card. 7"H x 12"W	99920 1	-	-	5	25.3	.5
PP20200	22 Gauge. Chrome Plated 1 Per Bag. 13.25"H x 8"W	20200 4	-	-	10	6.2	.67
P-TRAP, LESS CLEANOUT. 1 1/2" X 1 1/2" WITH FLANGE. FOR CONNECTION TO WALL							
PP150CP	22 Gauge. Chrome Plated 1 Per Card. 7"H x 12"W	00150 8	-	-	5	4.8	2.6
 PP20250	22 Gauge. Chrome Plated 1 Per Bag. 13.25"H x 8"W	20250 9	-	-	10	7.9	.67
P-TRAP LESS CLEANOUT. 1 1/2" X 1 1/4" WITH FLANGE. CHOKE STYLE FOR CONNECTION TO WALL							
PP154CP	20 Gauge. Chrome Plated 1 Per Card. 7"H x 12"W	00154 6	-	-	5	5.3	.52
 PP20318	20 Gauge. Chrome Plated 1 Per Bag. 20"H x 7.75"W x 7.5"D	20318 6	-	-	10	12.4	.67
PP20319	17 Gauge. Chrome Plated 1 Per Bag. 20"H x 7.75"W x 7.5"D	20319 3	-	-	10	15.6	.67
P-TRAP LESS CLEANOUT. WITH GROUND JOINT, 1 1/2" X 1 1/2" WITH FLANGE. BRASS NUTS							
 PP20305	17 Gauge. Chrome Plated 1 Per Bag. 20"H x 7.75"W x 7.5"D	20305 6	-	-	10	15.6	.67
S-TRAP LESS CLEANOUT. 1 1/4" X 1 1/4" WITH FLANGE. FOR CONNECTION TO FLOOR							
 PP200CP	22 Gauge. Chrome Plated 1 Per Card. 24"H x 9.75"W	00200 0	-	-	5	6	1.05
PP20255	22 Gauge. Chrome Plated 1 Per Bag. 24"H x 9"W	20255 4	-	-	5	5.6	.67





Part Number	Item Description	UPC No. 046224	Box Qty	Box Wt	Ship Ctn Qty	Ship Ctn Wt	Ship Cubic Ft
	S-TRAP. LESS CLEANOUT. 1½" X 1½" WITH FLANGE. FOR CONNECTION TO FLOOR PP250CP 22 Gauge. Chrome Plated 1 Per Card. 24"H x 9.75"W	00250 5	-	-	5	7.7	1.05
	PP20260 22 Gauge. Chrome Plated 1 Per Bag. 24"H x 9"W	20260 8	-	-	5	6.9	.67
	SINK TRAP. 1½" FOR CONNECTION TO THREADED STUB-OUT PP20228 22 Gauge. Chrome Plated For I.P.S. Threaded Connection 1 Per Bag. 24"H x 9.75"W	20228 8	-	-	5	23.5	.31
	SINK TRAP L.A. STYLE. 1½" X 1¼" BRASS NUTS. GROUND JOINT FOR CONNECTION TO THREADED STUB-OUT PP20155 17 Gauge. Chrome Plated J-Bend Chrome Plated Elbow 1 Per Bag. 20"H x 7.75"W x 7.5"D	20155 7	-	-	10	14.4	.67
	SINK TRAP L.A. STYLE. 1½" X 1½" BRASS NUTS. GROUND JOINT FOR CONNECTION TO THREADED STUB-OUT PP20156 17 Gauge. Rough Brass 1 Per Bag. 20"H x 7.75"W x 7.5"D	20156 4	-	-	10	14.4	.67
	J-BEND, LESS CLEANOUT. 1¼" PP1CP 22 Gauge. Chrome Plated 1 Per Bag. 7"H x 6.75"W	00001 3	-	-	5	2.6	.28
	PP20201 22 Gauge. Chrome Plated 1 Per Bag. 10"H x 7"W	20201 1	-	-	10	3.5	.31
	J-BEND LESS CLEANOUT. 1½" PP2CP 22 Gauge. Chrome Plated 1 Per Card. 7"H x 6.75"W	00002 0	-	-	5	2.7	.28
	PP152CP 20 Gauge. Chrome Plated 1 Per Card. 7"H x 6.75"W	00152 2	-	-	5	2.0	.28
	PP20202 22 Gauge. Chrome Plated 1 Per Bag. 10"H x 7"W	20202 8	-	-	10	4.8	.31


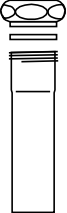
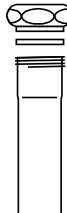

Part Number	Item Description	UPC No.	Box Qty	Box Wt	Ship Ctn Qty	Ship Ctn Wt	Ship Cubic Ft
	J-BEND LESS CLEANOUT HI- INLET . 1 1/2" X 1 1/4" 22 Gauge. Chrome Plated 1 Per Bag. 12.5"H x 5.75"W x 7.5"D	046224	-	-	10	7.3	-
	J-BEND LESS CLEANOUT. 1 1/2" X 1 1/4" CHOKE STYLE WITH REDUCED IN-LET 17 Gauge. Chrome Plated 1 Per Bag. 12.5"H x 5.75"W x 7.5"D	20272 1	-	-	10	7.3	-
	J-BEND LESS CLEANOUT. 1 1/2" X 1 1/4" CHOKE STYLE WITH REDUCED IN-LET 17 Gauge. Chrome Plated 1 Per Bag. 12.5"H x 5.75"W x 7.5"D	21319 2	-	-	10	6.9	-
	20 Gauge. Chrome Plated 1 Per Bag. 12.5"H x 5.75"W x 7.5"D	21318 5	-	-	10	5.2	-
	J-BEND SINK TRAP STYLE. 1 1/2" WITH CAPTURED NUT 22 Gauge. Chrome Plated 1 Per Bag. 7"H x 6.75"W	00007 5	-	-	5	2.8	.28
	22 Gauge. Chrome Plated 1 Per Bag. 10.5"H x 7"W	20207 3	-	-	5	2.8	.23
	LAVATORY J-BEND. L.A. STYLE 1 1/2" X 1 1/2". BRASS NUTS. GROUND JOINT 17 Gauge. Chrome Plated 1 Per Bag. 12.5"H x 6.75"W	20157 1	-	-	10	9.7	.67
	17 Gauge. Rough Brass 1 Per Bag. 12.5"H x 5.75"W x 7.5"D	20158 8	-	-	10	9.7	.67
	WALL TUBE. 1 1/4" X 1 1/4" WITH FLANGE 22 Gauge. Chrome Plated. 7" 1 Per Hangtag. 10"H x 2.3"W	01708 0	-	-	5	1.8	.27
	22 Gauge. Chrome Plated. 7" 1 Per Bag. 12"H x 6.13"W	20203 5	-	-	5	2.3	.15
	WALL TUBE. 1 1/2" X 1 1/2" WITH FLANGE 22 Gauge. Chrome Plated. 7" 1 Per Hangtag. 10"H x 2.3"W	01709 7	-	-	5	2.24	.27
	22 Gauge. Chrome Plated. 7" 1 Per Bag. 12"H x 6.13"W	20204 2	-	-	5	2.7	.89






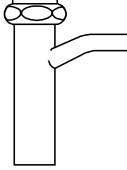

Part Number	Item Description	UPC No. 046224	Box Qty	Box Wt	Ship Ctn Qty	Ship Ctn Wt	Ship Cubic Ft
	DRAIN TUBE 1 1/4". WITH FLANGE PP5CP 22 Gauge. Chrome Plated. 20 1/2" 1 Per Card. 23"H x 6.25"W	00005 1	-	-	5	4.1	.64
	PP20205 22 Gauge, Chrome Plated. 20 1/2" 1 Per Bag. 24"H x 6.5"W	20205 9	-	-	5	3.5	.67
	BRASS DRAIN TUBE 1 1/2". WITH FLANGE PP6CP 22 Gauge. Chrome Plated. 20 1/2" 1 Per Card. 23"H x 6.25"W	00006 8	-	-	5	5.3	.64
	PP20206 22 Gauge. Chrome Plated. 20 1/2" 1 Per Bag. 24"H x 6.5"W	20206 6	-	-	5	3.8	.67
	CAST ELBOWS. 1 1/2" FOR ADJUSTABLE TRAP PP20CP Chrome Plated. I.P.S. Outlet 1 Per Card. 4.81"H x 4.38"W	00020 4	-	-	5	2.6	.12
	PP203455PC Chrome Plated. L.A. Code. 1 1/2 I.P.S. x 1 1/2 O.D. 1 Per Bag. 5"H x 3.75"W x 7.5"D	74057 5	-	-	5	2.3	-
	CONTINUOUS WASTE. END OUTLET DIRECT CONNECT OR SLIP JOINT. 1 1/2" PP923CP 22 Gauge. 16" . Chrome Plated 1 Per Card. 8.6"H x 19.75"W	01420 1	-	-	5	6.3	-
	PP20223 22 Gauge. 16" . Chrome Plated 1 Per Bag. 21.25"H x 6.13"W	20223 3	-	-	5	5.8	.67
	CONTINUOUS WASTE CENTER OUTLET DIRECT CONNECT OR SLIP JOINT. 1 1/2" PP924CP 22 Gauge. 16" . Chrome Plated 1 Per Card. 8.6"H x 19.75"W	01419 5	-	-	5	6.8	-
	PP20224 22 Gauge. 16". Chrome Plated 1 Per Bag. 13.25"H x 8"W	20224 0	-	-	5	7.9	.50
	WASTE DRAIN TUBE SLIP JOINT OR DIRECT CONNECT. 1 1/2" PP16-7CP 22 Gauge. Chrome Plated. 7" 1 Per Card. 10.1875"H x 6"W	00167 6	-	-	5	2.5	.3


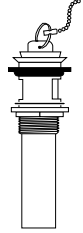


Part Number	Item Description	UPC No.	Box Qty	Box Wt	Ship Ctn Qty	Ship Ctn Wt	Ship Cubic Ft
CONTINUED							
WASTE DRAIN TUBE							
SLIP JOINT OR DIRECT CONNECT. 1½"							
	PP16CP	22 Gauge. Chrome Plated. 15" 1 Per Card. 13"H x 6.125"W	00016 7	-	-	5	4.2 .63
	PP20216	22 Gauge. Chrome Plated. 15" 1 Per Bag. 21.25"H x 6.13"W	20216 5	-	-	10	7.4 .67
	PP20230	22 Gauge. Rough Brass. 15" 1 Per Bag. 20"H x 7.75"W x 7.5"D	20230 1	-	-	10	7.4 .67
WASTE ARM							
DIRECT CONNECT. 1½"							
	PP202521ASN	22 Gauge. Chrome Plated. 15" 1 Per Bag. 23"H x 3.75"W x 8"D	74058 2	-	-	5	3.4 -
	PP202526ASN	22 Gauge. Chrome Plated. 21" 1 Per Bag. 23"H x 3.75"W x 8"D	74059 9	-	-	5	4.7 -
WASTE ARM.							
SLIP JOINT. 1½"							
	PP202521SN	22 Gauge. Chrome Plated. 15" 1 Per Bag. 23"H x 3.75"W x 8"D	74060 5	-	-	5	3.4 -
CENTER OUTLET TEE & TAILPIECE							
SLIP JOINT. 1½"							
	PP18CP	Chrome Plated. 1 Per Card. 8.5"H x 4.75"W	00018 1	-	-	5	5.4 -
	PP20218	Chrome Plated. 1 Per Bag. 12"H x 6.13"W	20218 9	-	-	5	2.8 .22
	PP20538	Rough Brass. With Baffle. 1 Per Bag. 14"H x 3.75"W x 7.5"D	20538 8	-	-	5	3.7 -
TEE AND TAILPIECE, END OUTLET							
SLIP JOINT OR DIRECT CONNECT. 1½"							
	PP17CP	Chrome Plated 1 Per Card. 8.5"H x 4.75"W	00017 4	-	-	5	2.9 .22
	PP20217	Chrome Plated 1 Per Bag. 12"H x 6.13"W	20217 2	-	-	5	2.6 .23
	PP20237	With Baffle. Rough Brass 1 Per Bag. 14"H x 3.75"W x 7.5"D	20237 0	-	-	5	4.9 -


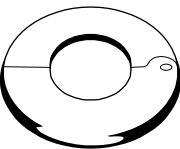



Part Number	Item Description	UPC No. 046224	Box Qty	Box Wt	Ship Ctn Qty	Ship Ctn Wt	Ship Cubic Ft	
COUPLING WITH NUTS & WASHERS								
DOUBLE SLIP STRAIGHT								
	PP169	22 Gauge. Chrome Plated. 1 1/4" 1 Per Hangtag. 6"H x 2.3"W	01418 8	-	-	25	5.9	-
	PP134	22 Gauge. Chrome Plated. 1 1/2" 1 Per Hangtag. 6"H x 2.3"W	01358 7	-	-	5	2.4	-
	PP20245	22 Gauge. Chrome Plated. 1 1/2" 1 Per Bag. 6.13"H x 8"W	20245 5	-	-	5	2.3	.15
COUPLINGS. 90° ELBOW WITH NUTS & WASHERS								
	PP242	22 Gauge. Chrome Plated. 1 1/4" 1 Per Hangtag. 6"H x 2.3"W	01458 4	-	-	25	1.9	-
	PP20242	22 Gauge. Chrome Plated. 1 1/4" 1 Per Bag. 6.13"H x 8"W	20242 4	-	-	5	1.5	.15
	PP130	22 Gauge. Chrome Plated. 1 1/2" 1 Per Hangtag. 6"H x 2.3"W	01706 6	-	-	5	2.3	-
	PP20246	22 Gauge. Chrome Plated. 1 1/2" 1 Per Bag. 6.13"H x 8"W	20246 2	-	-	5	2.9	.15
COUPLINGS. 45° ELBOW WITH NUTS & WASHERS								
	PP137	22 Gauge. Chrome Plated. 1 1/4" 1 Per Hangtag. 10"H x 2.3"W	01457 7	-	-	25	12.6	-
	PP20243	22 Gauge. Chrome Plated. 1 1/4" 1 Per Bag. 4.5"H x 10"W	20243 1	-	-	5	1.7	.15
	PP132	22 Gauge. Chrome Plated. 1 1/2" 1 Per Hangtag. 6"H x 2.3"W	01359 4	-	-	5	2.6	-
	PP20247	22 Gauge. Chrome Plated. 1 1/2" 1 Per Bag. 6.13"H x 8"W	20247 9	-	-	5	1.8	.15
SLIP TEE. 3 WAY WITH NUTS & WASHERS								
	PP136	1 1/2" Slip Joint. Chrome Plated. 1 Per Hangtag. 6"H x 2.3"W x 3.25"D	01707 3	-	-	5	3.9	-

Part Number	Item Description	UPC No.	Box Qty	Box Wt	Ship Ctn Qty	Ship Ctn Wt	Ship Cubic Ft
WASTE CONNECTIONS. MALE							
	PP811-89	Rough Brass. Chrome Plated Nut 1 1/4" S.P.S. x 1 1/4" O.D. Tube Slip 1 Per Card. 5"H x 5"W x 2.5"D	02140 7	-	-	3	.19
	PP21189	Rough Brass. Chrome Plated Nut 1 1/4" S.P.S. x 1 1/4" O.D. Tube Slip 1 Per Bag. 5"H x 3.75"W x 7.5"D	21189 1	-	-	5	.26
WASTE CONNECTION. MALE GROUND JOINT							
	PP811-91	Rough Brass. Chrome Plated Nut 1 1/2" S.P.S. x 1 1/4" O.D. Tube Slip 1 Per Card. 5"H x 5"W x 2.5"D	02141 4	-	-	3	.12
	PP811-87	Rough Brass. Chrome Plated Nut 1 1/2" S.P.S. x 1 1/2" O.D. Tube Slip 1 Per Card. 5"H x 5"W x 2.5"D	02139 1	-	-	3	.19
	PP21187	Rough Brass. Chrome Plated Nut 1 1/2" S.P.S. x 1 1/2" O.D. Tube Slip 1 Per Bag. 5"H x 3.75"W x 7.5"D	21187 7	-	-	5	.26
WASTE CONNECTION. FEMALE							
	PP811-93	Rough Brass. Chrome Plated Nut. 1 1/2" S.P.S. x 1 1/4" O.D. Tube Slip 1 Per Card. 5"H x 5"W x 2.5"D	02142 1	-	-	3	.15
	PP21193	Rough Brass. Chrome Plated Nut. 1 1/2" S.P.S. x 1 1/4" O.D. Tube Slip 1 Per Bag. 5"H x 3.75"W x 7.5"D	21193 8	-	-	5	.31
SINK TAILPIECES. 1 1/2"							
	PP9-4CP	22 Gauge. Chrome Plated. 4" 1 Per Hangtag. 7"H x 2.3"W	01725 7	-	-	5	.78
	PP9-6CP	22 Gauge. Chrome Plated. 6" 1 Per Hangtag. 9"H x 2.3"W	01726 4	-	-	5	.83
	PP20209	22 Gauge. Chrome Plated. 6" 1 Per Bag. 11"H x 4.5"W	20209 7	-	-	10	2.7
	PP9-8CP	22 Gauge. Chrome Plated. 8" 1 Per Hangtag. 11"H x 2.3"W	01727 1	-	-	5	1.41
	PP9-12CP	22 Gauge. Chrome Plated. 12" 1 Per Hangtag. 15"H x 2.3"W	01724 0	-	-	5	2.1



Part Number	Item Description	UPC No. 046224	Box Qty	Box Wt	Ship Ctn Qty	Ship Ctn Wt	Ship Cubic Ft	
CONTINUED								
	SINK TAILPIECES. 1 1/2"							
	PP20912	22 Gauge. Chrome Plated. 12" 1 Per Bag. 12.5"H x 4.5"W	20912 6	-	-	10	4.4	
EXTENSION TUBES. SLIP JOINT. 1 1/4"								
PP12-6CP	22 Gauge. Chrome Plated. 6" 1 Per Hangtag. 9"H x 2.3"W	01701 1	-	-	5	1.6	.14	
PP20212	22 Gauge. Chrome Plated. 6" 1 Per Bag. 11"H x 4.5"W	20212 7	-	-	10	3.2	.23	
PP12PB	22 Gauge. Polished Brass. 6" 1 Per Card. 9"H x 2.3"W	99912 6	-	-	5	1.2	.26	
	PP12-8CP	22 Gauge. Chrome Plated. 8" 1 Per Hangtag. 11"H x 2.3"W	01702 8	-	-	5	1.9	.14
PP12-12CP	22 Gauge. Chrome Plated. 12" 1 Per Hangtag. 15"H x 2.3"W	01699 1	-	-	5	2.2	.26	
PP20226	22 Gauge. Chrome Plated. 12" 1 Per Bag. 17"H x 4.5"W	20226 4	-	-	10	4.8	.31-	
EXTENSION TUBES. SLIP JOINT. 1 1/2"								
PP13-6CP	22 Gauge. Chrome Plated. 6" 1 Per Hangtag. 9"H x 2.3"W	01704 2	-	-	5	1.9	-	
PP20213	22 Gauge. Chrome Plated. 6" 1 Per Bag. 11"H x 4.5"W	20213 4	-	-	10	3.8	.23	
	PP13PB	22 Gauge. Polished Brass. 6" 1 Per Card. 9"H x 2.3"W	99913 3	-	-	5	1.6	.14
PP13-8CP	22 Gauge. Chrome Plated. 8" 1 Per Hangtag. 11"H x 2.3"W	01705 9	-	-	5	2.3	-	
PP13-12CP	22 Gauge. Chrome Plated. 12" 1 Per Hangtag. 15"H x 2.3"W	01703 5	-	-	5	3.1	2.6	
PP20227	22 Gauge. Chrome Plated. 12" 1 Per Bag. 17"H x 4.5"W	20227 1	-	-	10	5.7	.31	
	TUBES THREADED BOTH ENDS. 1 3/8"							
PP2412PC	20 Gauge. Chrome Plated.. 12" Bulk. 14.63"H x 9"W x 3.38"D	90973 6	-	-	10	4.9	.26	

Part Number	Item Description	UPC No.	Box Qty	Box Wt	Ship Ctn Qty	Ship Ctn Wt	Ship Cubic Ft
	TUBES THREADED BOTH ENDS. 1 1/4" 20 Gauge. Chrome Plated. 6" 1 Per Card. 8.5"H x 3.5"W	00010 5	-	-	5	1.9	.14
	PP10CP 20 Gauge. Chrome Plated. 6" 1 Per Bag. 11"H x 4.5"W	20210 3	-	-	5	1.51	.15
	PP22161PC 20 Gauge. Chrome Plated. 12" 1 Per Bag. 12.5"H x 5.75"W x 7.5"D	74051 3	-	-	10	4.6	-
	TUBES THREADED BOTH ENDS, 1 1/2" 20 Gauge. Chrome Plated. 6" 1 Per Card. 8.5"H x 3.5"W	00011 2	-	-	5	2.1	.14
	PP11CP 20 Gauge. Chrome Plated. 6" 1 Per Bag. 11"H x 4.5"W	20211 0	-	-	5	1.5	.15
	TUBE THREADED ONE END, 1 1/2" 22 Gauge. Rough Brass. 4" L.A. Code Approved. 1 Per Bag. 5"H x 3.75"W x 7.5"D	74050 6	-	-	10	1.8	-
	BRANCH TAILPIECE 1 1/2" X 8" - 3/4" HOSE CONNECTION OR 1/2" COPPER TUBE SLIP JOINT OR DIRECT CONNECT Chrome Plated 1 Per Card. 10.25"H x 6.75"W	00141 6	-	-	5	1.1	.37
	BRANCH TAILPIECE. 1 1/2" X 8" DIRECT CONNECT 22 Gauge. Chrome Plated. 1 Per Bag. 12.5"H x 3.75"W x 7.5"D	74052 0	-	-	5	2.8	-
	BRANCH TAILPIECE. 1 1/2" X 12" LONGNECK. DIRECT CONNECT 20 Gauge. Rough Brass.. 1 Per Bag. 12.5"H x 3.75"W x 7.5"D	21041 2	-	-	5	6	-
	BRANCH TAILPIECE 1 1/2" X 8" - 3/4" BRANCH (7/8" O.D.) PLAIN END FOR RUBBER HOSE AND CLAMP OR 3/4" SWEAT CONNECTION Chrome Plated. Slip Joint or Direct Connect 1 Per Card. 10.1875"H x 6"W	73130 6	-	-	5	5.2	-

Part Number	Item Description	UPC No.	Box Qty	Box Wt	Ship Ctn Qty	Ship Ctn Wt	Ship Cubic Ft	
	CONTINUED							
	BRANCH TAILPIECE							
	1 1/2" X 8" - 3/4" BRANCH (7/8" O.D.)							
	PLAIN END FOR RUBBER HOSE AND CLAMP OR 3/4" SWEAT CONNECTION							
	PP20225	Chrome Plated. Slip Joint or Direct Connect 1 Per Bag. 12"H x 6.13"W	20225 7	-	-	5	1.6	.23
	P.O. PLUGS. ONE PIECE WITH CHAIN & STOPPER. 1 1/4"							
	PP19PC	22 Gauge. 5" Chrome Plated 1 Per Card. 8.5"H x 3.5"W	00019 8	6	2.2	24	8.9	.14
	PP20219	22 Gauge. 5" Chrome Plated 1 Per Bag. 11"H x 4.5"W	20219 6	-	-	10	3.6	.31
	C.O. PLUG. ONE PIECE WITH CHAIN & STOPPER. 1 1/4"							
	PP820-75	22 Gauge. Less overflow. 5" Chrome Plated 1 Per Card. 8.5"H x 3.5"W	82075 8	6	2.3	24	9.1	-
	SHALLOW FLANGES							
	PP97PC	1 1/4" O.D. Chrome Plated. 1 Per Card. 4.75"H x 3.75"W	00864 4	6	.60	24	2.5	-
	PP20295	1 1/4" O.D. Chrome Plated. 1 Per Bag. 3.25"H x 5"W	20295 0	-	-	10	.50	.15
	PP96PC	1 1/2" O.D. Chrome Plated. 1 Per Card. 3.25"H x 5"W	00865 1	6	.48	24	1.9	-
	PP20296	1 1/2" O.D. Chrome Plated. 1 Per Bag. 3.25"H x 5"W	20296 7	-	-	10	.60	.15
	PP98PC	1 1/2" I.P.S. Chrome Plated. 1 Per Card. 5.5"H x 4.75"W	00098 3	6	.48	24	1.9	-
	PP20297	1 1/2" I.P.S. Chrome Plated. 1 Per Bag. 5.5"H x 4"W	20297 4	-	-	10	1.1	.08

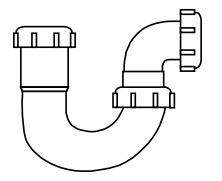
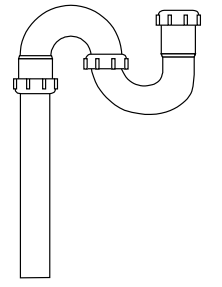
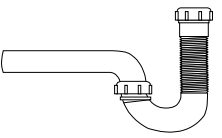
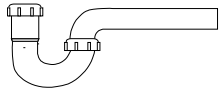
Part Number	Item Description	UPC No.	Box Qty	Box Wt	Ship Ctn Qty	Ship Ctn Wt	Ship Cubic Ft
DEEP FLANGES							
	PP58PC	1 1/4" O.D. Chrome Plated. 1 Per Card. 5"H x 4"W	00916 0	6	.75	24	3.1 -
	PP20298	1 1/4" O.D. Chrome Plated. 1 Per Bag. 5.5"H x 4"W	20298 1	-	-	10	1.1 15
	PP59PC	1 1/2" O.D. Chrome Plated. 1 Per Card. 5"H x 4"W	00917 7	6	1.3	24	5.1 -
	PP20299	1 1/2" O.D. Chrome Plated. 1 Per Bag. 5.5"H x 4"W	20299 8	-	-	10	1.1 .15
FLOOR & CEILING PLATES							
	PP811-12	1 1/2" Chrome Plated. 1 Per Card. 5.5"H x 4.75"W	01493 5	6	.90	24	3.6 -
	PP21112	1 1/2" Chrome Plated. 1 Per Bag. 7.5"H x 3.75"W x 9"D	21112 9	-	-	25	3.8 .23
	PP21102	2" Chrome Plated. 1 Per Bag. 7.5"H x 3.75"W x 5"D	21102 0	-	-	25	1.3 .23
SLIP NUTS, 1 1/4" X 1 1/4"							
	PP855-9	Die Cast with washers 1 Per Card. 3.75"H x 2.62"W	85509 5	5	.49	25	2.5 .35
	PP25509	Die Cast with washers 1 Per Bag. 4.5"H x 3.25"W	25509 3	-	-	25	1.6 .08
SLIP NUTS. 1 1/2" X 1 1/4"							
	PP855-10	Die Cast with washers 1 Per Card. 3.875"H x 2.875"W	85510 1	5	.66	25	3.3 35
	PP25510	Die Cast with washers 1 Per Bag. 4.5"H x 3.25"W	25510 9	-	-	25	2.2 .08
SLIP NUTS. 1 1/2" X 1 1/2"							
	PP855-11	Die Cast with washers 1 Per Card. 3.875"H x 2.875"W	85511 8	5	.53	25	2.7 .35
	PP25511	Die Cast with washers 1 Per Bag. 4.5"H x 3.25"W	25511 6	-	-	25	2.2 .08

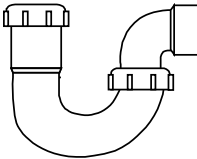
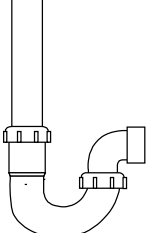
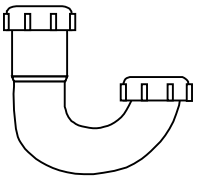
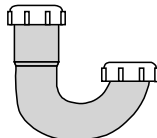
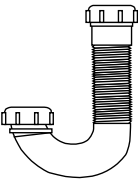
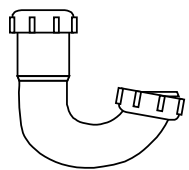
Part Number	Item Description	UPC No. 046224	Box Qty	Box Wt	Ship Ctn Qty	Ship Ctn Wt	Ship Cubic Ft
	PP855-13 SLIP JOINT WASHERS. RUBBER Assorted sizes: Two-1 ¹ / ₄ ", Two-1 ¹ / ₂ ", Two-2" 6 Per Card. 3.75"H x 2.625"W	85513 2	6	.40	24	1.9	.35
	PP25513 Assorted sizes: Two-1 ¹ / ₄ ", Two-1 ¹ / ₂ ", Two-2" 6 Per Bag. 4.5"H x 3.25"W	25513 0	-	-	25	1.2	.08
	PP855-16 SLIP JOINT WASHERS. RUBBER 1 ¹ / ₄ " 2 Per Card. 3.75"H x 2.62"W	85516 3	6	.31	24	1.5	.35
	PP25516 1 ¹ / ₄ " 2 Per Bag. 4.5"H x 3.25"W	25516 1	-	-	25	1.5	.08
	PP855-17 1 ¹ / ₂ " 2 Per Card. 3.75"H x 2.625"W	85517 0	6	.30	24	1.5	.35
	PP25517 1 ¹ / ₂ " 2 Per Bag. 4.5"H x 3.25"W	25517 8	-	-	25	1.1	.08
	PP835-57 MACK WASHERS 1 ¹ / ₄ ". For lavatory strainer. Rubber 1 Per Card. 3.75"H x 2.625"W	83557 8	6	.28	24	1.4	.11
	PP23557 1 ¹ / ₄ ". For lavatory strainer. Rubber 1 Per Bag. 4.88"H x 3.75"W	23557 6	-	-	15	.75	.08
	PP25522 SLIP JOINT WASHER 1 ¹ / ₂ ". Rubber 1 Per Bag. 5"H x 4"W	25522 2	-	-	25	27	.22
	PP855-60 SINK STRAINER COUPLING WASHER 1 ³ / ₄ " O.D. x 1 ³ / ₈ " I.D. x 1 ¹ / ₈ " Thick Cloth reinforced rubber 1 Per Card. 3.75"H x 2.625"W x .75"D	85560 6	6	.24	24	1.2	.16
	PP855-75 DISHWASHER/DISPOSAL CONNECTOR With clamps 1 Per Card. 6.375"H x 3.625"W	85575 0	6	1.6	24	6.2	-
	PP25575 With clamps 1 Per Bag. 7.5"H x 6.13"W	25575 8	-	-	10	2.5	.15

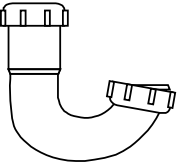
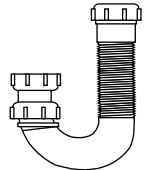

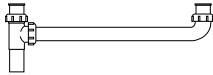
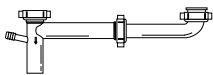
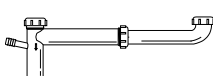
Part Number	Item Description	UPC No.	Box Qty	Box Wt	Ship Ctn Qty	Ship Ctn Wt	Ship Cubic Ft
DISPOSAL GASKET							
	PP855-77 For In-Sink-Erator disposal elbow 1 Per Bag. 6.375"H x 3.625"W	85577 4	6	.48	24	1.9	-
	PP25577 For In-Sink-Erator disposal elbow 1 Per Bag. 7"H x 6.1"W	25577 2	-	-	15	3.6	-
DRUM TRAP COVER WITH WASHER							
	PP22561 1 Per Bag. 5"H x 4"W	73513 7	-	-	10	4.3	.15

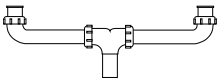
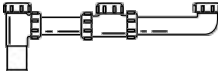

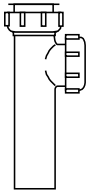
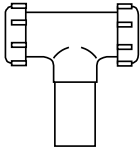
BRASS DRAINAGE

Part Number	Item Description	UPC No.	Box Qty	Box Wt	Ship Ctn Qty	Ship Ctn Wt	Ship Cubic Ft
P-TRAP. FOR CONNECTION TO WALL							
PP941W	White. 1/4" O.D. For lavatory 1 Per Card. 7"H x 12"W	00941 2	-	-	5	2.2	.52
PP20941	White. 1/4" O.D. For lavatory 1 Per Bag. 13.25"H x 8"W	20941 6	-	-	25	10.5	1.64
PP940W	White. 1/2" x 1/2" or 1/2" x 1/4" For kitchen or lavatory 1 Per Card. 7"H x 12"W	00940 5	-	-	5	2.2	.52
PP20940	White. 1/2" x 1/2" or 1/2" x 1/4" For kitchen or lavatory 1 Per Bag. 13.25"H x 8"W	20940 9	-	-	25	10.5	1.64
FLEX 'N FIX P-TRAP							
PP812-40	White. 1/2" x 1/2" or 1/2" x 1/4" For kitchen or lavatory 1 Per Card. 10.75"H x 8.625"W	81240 1	6	3.1	24	12.6	.99
PP21240	White. 1/2" x 1/2" or 1/2" x 1/4" For kitchen or lavatory 1 Per Bag. 8"H x 12.75"W	20240 0	-	-	5	2.6	.50
S-TRAP. FOR CONNECTION TO FLOOR							
PP943W	White. 1/4" O.D. For lavatory 1 Per Card. 24"H x 9.75"W	00943 6	-	-	5	4.7	1.05
PP20943	White. 1/4" O.D. For lavatory 1 Per Bag. 24"H x 9"W	20943 0	-	-	20	11.8	1.85
PP66-3W	White. 1/2" O.D. For kitchen or lavatory 1 Per Card. 24"H x 9.75"W	00663 3	-	-	5	4.8	1.05
PP20663	White. 1/2" O.D. For kitchen or lavatory 1 Per Bag. 24"H x 9"W	20663 7	-	-	15	9.2	1.85
REPAIR TRAP. FOR KITCHEN OR LAVATORY							
PP960W	White. 1/2" O.D. Outlet connects to either 1/4" O.D. or 1/2" O.D. tube size 1 Per Card. 7"H x 7.75"W	00960 3	-	-	5	2.36	.50
PP20960	White. 1/2" O.D. Outlet connects to either 1/4" O.D. or 1/2" O.D. tube size 1 Per Bag. 10"H x 7"W	20960 7	-	-	5	1.84	.31

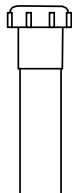



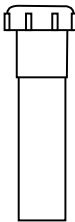
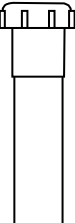


Part Number	Item Description	UPC No. 046224	Box Qty	Box Wt	Ship Ctn Qty	Ship Ctn Wt	Ship Cubic Ft
	SINK TRAP. SOLVENT WELD CONNECTS TO 1 1/2" SCHEDULE 40 OUTLET FOR KITCHEN OR LAVATORY PP950W White. 1 1/2" O.D. 1 Per Card. 7"H x 7.75"W	00950 4	-	-	5	2.5	.50
	PP20950 White. 1 1/2" O.D. 1 Per Bag. 10"H x 7"W	20950 8	-	-	10	3.7	.50
	WASHING MACHINE TRAP. SOLVENT WELD CONNECTS TO 1 1/2" SCHEDULE 40 PP66-6W White. 1 1/2" O.D. x 20 1/2" 1 Per Card. 24"H x 9.75"W	00666 4	-	-	5	3.7	1.05
	PP20666 White. 1 1/2" O.D. x 20 1/2" 1 Per Bag. 24"H x 9"W	20666 8	-	-	5	3.2	.67
	J-BEND FOR P & S-TRAP PP946W White. 1 1/4" x 1 1/4" 1 Per Card. 7"H x 6.75"W	01424 9	-	-	5	2.5	-
	PP20946 White. 1 1/4" x 1 1/4" 1 Per Bag. 6"H x 8"W	70498 0	-	-	10	2.7	.50
	PP66-1W White. 1 1/2" x 1 1/2" or 1 1/2" x 1 1/4" 1 Per Card. 7"H x 6.75"W	00661 9	-	-	5	1.9	.28
	PP20661 White. 1 1/2" x 1 1/2" or 1 1/2" x 1 1/4" 1 Per Bag. 10"H x 7"W	20661 3	-	-	10	2.7	.50
	New SQUEEZE J-BEND FOR P & S-TRAP OUR EXCLUSIVE "BLUE RUBBER" J BEND Squeeze and release to remove obstructions Blue Rubber. 1 1/2" x 1 1/2" or 1 1/2" x 1 1/4" 1 Per Card. 9.18"H x 8.25"W	02210 7	6	1.9	24	7.7	.37
	FLEX 'N FIX J-BEND PP812-50 White. 1 1/2" x 1 1/2" or 1 1/2" x 1 1/4" 1 Per Card. 8.75"H x 7.875"W	81250 0	6	1.9	24	7.7	.37
	PP21250 White. 1 1/2" x 1 1/2" or 1 1/2" x 1 1/4" 1 Per Bag. 13.25"H x 8"W	21250 8	-	-	5	1.5	.31
	SINK TRAP J-BEND FOR USE WITH ELBOW OUTLET CONNECTS TO 1 1/2" I.P.S. ELBOW PP66-2W White. 1 1/2" x 1 1/2" or 1 1/2" x 1 1/4" 1 Per Card. 7"H x 6.75"W	00662 6	-	-	5	1.4	.28







Part Number	Item Description	UPC No.	Box Qty	Box Wt	Ship Ctn Qty	Ship Ctn Wt	Ship Cubic Ft
CONTINUED							
	PP20662 SINK TRAP J-BEND FOR USE WITH ELBOW OUTLET CONNECTS TO 1½" I.P.S. ELBOW White. 1½" x 1½" or 1½" x 1¼" 1 Per Bag. 10"H x 7"W	20662 0	-	-	10	2.2	.50
	PP812-55 FLEX 'N FIX SINK TRAP J-BEND 1½". Outlet connects to 1½" I.P.S. Elbow 1 Per Card. 8.75"H x 7.875"W	81255 5	6	1.5	24	7.5	1.85
	PP218255 1½". Outlet connects to 1½" I.P.S. Elbow 1 Per Bag. 13.25"H x 8"W	90913 2	-	-	5	1.7	-
WALL TUBES							
	PP66-15W White. 1¼" 1 Per Hangtag. 15"H x 2.3"W	01360 0	-	-	5	1.6	-
	PP20942 White. 1¼" 1 Per Bag. 10"H x 14"W	20942 3	-	-	5	1.6	.31
	PP66-13W White. 1½" 1 Per Hangtag. 15"H x 2.3"W	01361 7	-	-	5	1.6	-
	PP20949 White. 1½" 1 Per Bag. 10"H x 14"W	20949 2	-	-	10	3.7	.50
MASTERWASTE END OUTLET							
	PP925W SLIP JOINT OR DIRECT CONNECT White. 1½" x 16". C to E with baffle tee 1 Per Card. 8.62"H x 19.75"W	00925 2	-	-	5	3.9	.99
	PP20925 White. 1½" x 16". C to E with baffle tee 1 Per Bag. 21.25"H x 6.13"W	20925 6	-	-	15	8.75	1.64
END OUTLET WASTE. 1½" X 11" TO 20"							
	PP20119AW DIRECT CONNECT WITH ¾" BR. TALIPIECE White. With telescoping tee 1 Per Bag. 24"H x 15.75"W x 7.5"D	73473 4	-	-	10	5.8	-
							
END OUTLET WASTE. 1½" X 11" TO 20"							
	PP919W SLIP JOINT WITH ¾" BR. TALIPIECE White. With telescoping tee 1 Per Card. 10.5"H x 19.25"W x 1.25"D	01423 2	-	-	5	2.9	-
							
	PP20119W White. With telescoping tee 1 Per Bag. 24"H x 15.75"W x 7.5"D	73472 7	-	-	10	5.8	-


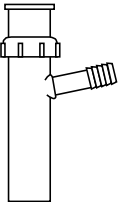
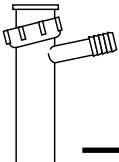
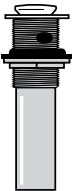
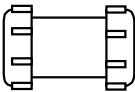
Part Number	Item Description	UPC No. 046224	Box Qty	Box Wt	Ship Ctn Qty	Ship Ctn Wt	Ship Cubic Ft
	PP930W MASTERWASTE CENTER OUTLET SLIP JOINT OR DIRECT CONNECT White. 1½" x 16". C to C with baffle tee 1 Per Card. 8.62"H x 19.75"W	00930 6	-	-	5	3.9	.99
	PP20930 White. 1½" x 16". C to C with baffle tee 1 Per Bag. 13.25"H x 8"W	20930 0	-	-	5	3.2	1.64
	PP20141 TRIPLE BOWL CONTINUOUS WASTE SLIP JOINT OR DIRECT CONNECT White. 1½" x 25" 1 Per Card. 8.63"H x 20.5"W	20141 0	-	-	15	12.9	.99
	PP20935 1½" X 1½" UTILITY P-TRAP DIRECT CONNECT White. 1 Per Bag. 21.63"H x 11.63"W x 17.25"D	20935 5	-	-	25	15.6	-
	PP66-9W MASTERWASTE DRAIN TUBE SLIP JOINT OR DIRECT CONNECT FOR USE WITH END OR CENTER OUTLET TEE White. 1½" x 15" 1 Per Card. 6.125"H x 13"W	00669 5	-	-	5	2.5	.63
	PP20669 White. 1½" x 15" 1 Per Bag. 21.25"H x 6.13"W	20669 9	-	-	10	3.6	.67
	PP66-8W MASTER END OUTLET TEE & TAILPIECE WITH BAFFLE SLIP JOINT OR DIRECT CONNECT White. 1½" 1 Per Card. 10.1875"H x 6"W	00668 8	-	-	5	1.9	.37
	PP20668 White. 1½" 1 Per Bag. 12"H x 6.13"W	20668 2	-	-	10	2.8	.31
	PP66-7W CENTER OUTLET TEE & TAILPIECE WITH BAFFLE White. 1½" 1 Per Card. 10.187"H x 6"W	00667 1	-	-	5	2.1	.37
	PP20667 White. 1½" 1 Per Bag. 12"H x 6.13"W	20667 5	-	-	5	1.3	.23

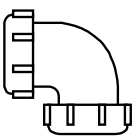
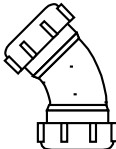
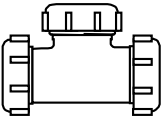

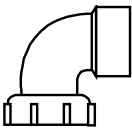
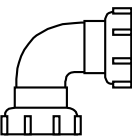
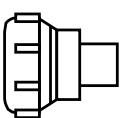
Part Number	Item Description	UPC No.	Box Qty	Box Wt	Ship Ctn Qty	Ship Ctn Wt	Ship Cubic Ft
SINK TAILPIECES. 1 1/2"							
PP10-4W	White. 4" 1 Per Hangtag. 7"H x 2.3"W	01696 0	-	-	5	.33	-
PP10-4B	Black. 4" 1 Per Hangtag. 7"H x 2.3"W	01695 3	-	-	5	.33	-
PP905W	White. 6" 1 Per Hangtag. 9"H x 2.3"W	01729 5	-	-	5	.59	-
PP905B	Black. 6" 1 Per Hangtag. 9"H x 2.3"W	01728 8	-	-	5	.59	-
PP20905	White. 6" 1 Per Bag. 11"H x 4.5"W	20905 8	-	-	25	2.9	.50
PP10-8W	White. 8" 1 Per Hangtag. 15"H x 2.3"W	01698 4	-	-	5	.60	.26
PP10-8B	Black. 8" 1 Per Hangtag. 15"H x 2.3"W	01697 7	-	-	5	.60	.26
PP906W	White. 12" 1 Per Hangtag. 15"H x 2.3"W	01731 8	-	-	5	1.1	.26
PP906B	Black. 12" 1 Per Hangtag. 15"H x 2.3"W	01730 1	-	-	5	1.1	.26
PP20906	White. 1 1/2" x 12" 1 Per Bag. 17"H x 4.5"D	20906 5	-	-	25	4.8	1.02
DOUBLE FLANGED SINK TAILPIECE							
PP21116W	White. 1 1/2" x 16" 1 Per Bag. 17"H x 4.5"D	21116 7	-	-	10	3.6	.50
EXTENSION TUBES. SLIP JOINT. 1 1/4"							
PP944W	White . 6" 1 Per Hangtag. 9"H x 2.3"W	01734 9	-	-	5	.90	-
PP20944	White. 6" 1 Per Bag. 11"H x 4.5"W	20944 7	-	-	25	3.2	.5
PP42-8W	White . 8" 1 Per Hangtag. 11"H x 2.3"W	01714 1	-	-	5	1.1	-
PP945W	White . 12" 1 Per Hangtag. 15"H x 2.3"W	01735 6	-	-	5	1.3	.26

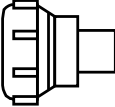

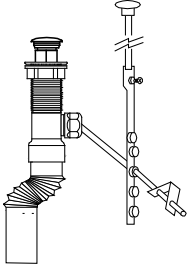
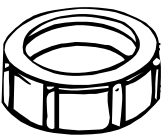
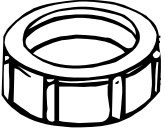



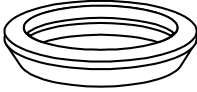

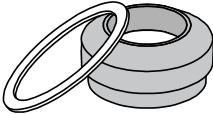

Part Number	Item Description	UPC No. 046224	Box Qty	Box Wt	Ship Ctn Qty	Ship Ctn Wt	Ship Cubic Ft	
CONTINUED								
	EXTENSION TUBES. SLIP JOINT. 1 1/4"							
	PP20945	White . 12" 1 Per Bag. 17"H x 4.5"W	20945 4	-	-	25	4.5	1.02
	EXTENSION TUBES. SLIP JOINT. 1 1/2"							
	PP55-2W	White . 6" 1 Per Hangtag. 9"H x 2.3"W	01762 2	-	-	5	.98	.14
	PP55-2B	Black. 6" 1 Per Hangtag. 9"H x 2.3"W	01717 2	-	-	5	.98	.14
	PP20552	White . 6" 1 Per Bag. 11"H x 4.5"W	20552 4	-	-	25	3.8	.50
	PP40-8W	White . 8" 1 Per Hangtag. 11"H x 2.3"W	01711 0	-	-	5	1.3	-
	PP40-8B	Black. 8" 1 Per Hangtag. 11"H x 2.3"W	01710 3	-	-	5	1.3	-
	PP55-12W	White . 12" 1 Per Hangtag. 15"H x 2.3"W	01716 5	-	-	5	1.6	-
	PP55-12B	Black. 12" 1 Per Hangtag. 15"H x 2.3"W	01715 8	-	-	5	1.6	-
	PP205512	White . 12" 1 Per Bag. 17"H x 4.5"W	25512 3	-	-	25	5.9	1.02
	PP205512B	Black. 12" 1 Per Bag. 17"H x 4.5"W	73966 1	-	-	25	5.9	.89
DOUBLE END EXTENSION TUBES								
	SLIP JOINT. 1 1/4"							
	PP42-16W	White. 16" 1 Per Hangtag. 19"H x 2.3"W	01713 4	-	-	5	1.8	-
DOUBLE END EXTENSION TUBES								
	SLIP JOINT. 1 1/2"							
	PP41-16W	White. 16" 1 Per Hangtag. 19"H x 2.3"W	01462 1	-	-	5	1.9	-
PP41-16B	Black. 16" 1 Per Hangtag. 19"H x 2.3"W	01712 7	-	-	5	1.9	-	

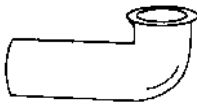

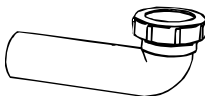

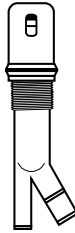
Part Number	Item Description	UPC No.	Box Qty	Box Wt	Ship Ctn Qty	Ship Ctn Wt	Ship Cubic Ft
CONTINUED							
DOUBLE END EXTENSION TUBES							
SLIP JOINT. 1 1/2"							
	PP24116W White. 16" 1 Per Bag. 17"H x 4.5"W	24116 4	-	-	10	3.4	.50
FLEX 'N FIX EXTENSION TUBES							
SLIP JOINT. 1 1/4"							
	PP812-5 9" 1 Per Hangtag. 12"H x 2.3"W	81205 0	6	1.4	24	5.9	.26
	PP21205 9" 1 Per Bag. 17"H x 4.5"W	21205 8	-	-	25	2.7	.50
FLEX 'N FIX EXTENSION TUBES							
SLIP JOINT. 1 1/2"							
	PP812-6 12" 1 Per Hangtag. 15"H x 2.3"W	81206 7	6	1.6	24	6.4	.26
	PP21206 12" 1 Per Bag. 17"H x 4.5"W	21206 5	-	-	10	2.6	.50
FLEX 'N FIX SINK TAILPIECE. 1 1/2"							
	PP812-7 7". Slip Joint or Direct Connect 1 Per Card. 10"H x 3.5"W	01764 6	6	1.8	24	7.2	-
	PP812-1 12". Direct Connect 1 Per Hangtag. 15"H x 2.3"W	81201 2	6	1.7	24	6.9	.26
	PP21201 12". Direct Connect 1 Per Bag. 17"H x 4.5"W	21201 0	-	-	10	2.6	.50
FLEX 'N FIX DOUBLE SLIP COUPLING							
	PP812-15 1 1/2" x 1 1/2" or 1 1/4" x 1 1/4" 1 Per Hangtag. 9"H x 2.3"W	81215 9	6	1.4	24	5.6	.28
	PP21215 1 1/2" x 1 1/2" or 1 1/4" x 1 1/4" 1 Per Bag. 11"H x 4.5"W	21215 7	-	-	10	1.9	.31
EXTENSION TUBES							
SOLVENT WELD. 1 1/2"							
	PP910W White. 6" 1 Per Hangtag. 9"H x 2.3"W	01732 5	-	-	5	1.1	.14
	PP20910 White. 6" 1 Per Bag. 11"H x 4.5"W	20910 2	-	-	5	1.0	.15


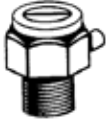
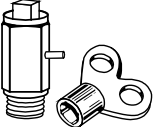

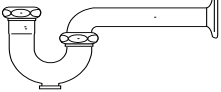
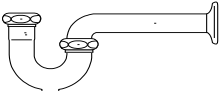

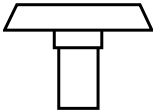
Part Number	Item Description	UPC No. 046224	Box Qty	Box Wt	Ship Ctn Qty	Ship Ctn Wt	Ship Cubic Ft
CONTINUED							
EXTENSION TUBES							
	PP911W	SOLVENT WELD. 1 1/2" White. 12" 1 Per Hangtag. 15"H x 2.3"W	01733 2	-	-	5	1.8 .14
	PP20911	White. 12" 1 Per Bag. 17"H x 4.5"W	20911 9	-	-	5	1.8 .89
MASTER DISHWASHER BRANCH TAILPIECE. SLIP JOINT OR DIRECT CONNECT. FOR USE WITH HOSE AND CLAMP							
	PP66-4W	1 1/2" x 8". 3/4" (7/8" O.D.) Branch 1 Per Card. 10.187"H x 6"W	00664 0	-	-	5	1.7 .37
	PP20664	1 1/2" x 8". 3/4" (7/8" O.D.) Branch 1 Per Bag. 12"H x 6.13"W	20664 4	-	-	25	7.6 1.02
	PP66-14W	1 1/2" x 8". 3/4" (5/8" O.D.) Branch 1 Per Card. 10.187"H x 6"W	73131 3	-	-	5	1.8 .37
	PP20308W	BRANCH TAILPIECE. DIRECT CONNECT White. 1 1/2" x 8". 3/4" (7/8" O.D.) Branch For use with rubber hose and clamp 1 Per Bag. 12.5"H x 5.75"W x 7.5"D	74054 4	-	-	5	.90 .37
P.O. PLUGS. ONE PIECE WITH LIFT 'N LOK TOP. STAINLESS STEEL RIM							
	PP55-1	1 1/4" x 5" 1 Per Card. 8.5"H x 3.5"W	00551 3	-	-	5	.75 .14
	PP20551	1 1/4" x 5" 1 Per Bag. 11"H x 4.5"W	20551 7	-	-	10	2.6 .31
STRAIGHT EXTENSION COUPLINGS SLIP JOINT							
	PP55-4W	1 1/2" x 1 1/2" with 1 1/2" x 1 1/4" reducing washers 1 Per Hangtag. 4.75"H x 2.3"W	01718 9	-	-	5	.87 .22
	PP20554	1 1/2" x 1 1/2" with 1 1/2" x 1 1/4" reducing washers 1 Per Bag. 7.5"H x 6.13"W	20554 8	-	-	10	1.7 .31

Part Number	Item Description	UPC No.	Box Qty	Box Wt	Ship Ctn Qty	Ship Ctn Wt	Ship Cubic Ft
90° EXTENSION COUPLINGS							
	PP55-5W 1 1/2" x 1 1/2" with 1 1/2" x 1 1/4" reducing washer 1 Per Hangtag. 4.75"H x 2.3"W	01719 6	-	-	5	.87	.22
	PP20555 1 1/2" x 1 1/2" with 1 1/2" x 1 1/4" reducing washer 1 Per Bag. 7.5"H x 6.13"W	20555 5	-	-	10	1.7	.31
45° EXTENSION COUPLINGS							
	PP55-7W 1 1/2" x 1 1/2" with 1 1/2" x 1 1/4" reducing washer 1 Per Hangtag. 6.5"H x 2.3"W	01722 6	-	-	5	.87	.22
	PP20557 1 1/2" x 1 1/2" with 1 1/2" x 1 1/4" reducing washer 1 Per Bag. 7.5"H x 6.13"W	20557 9	-	-	5	.67	.15
3-WAY SLIP COUPLING TEE							
	PP55-6W 1 1/2" x 1 1/2" with 1 1/2" x 1 1/4" reducing washer 1 Per Hangtag. 4.75"H x 6.88"W	01721 9	-	-	5	1.5	.22
	PP20556 1 1/2" x 1 1/2" with 1 1/2" x 1 1/4" reducing washer 1 Per Bag. 7.5"H x 6.13"W	20556 2	-	-	5	1.2	.15
MARVEL CONNECTOR. WHITE							
	PP999W 1 1/2" Comp. x 1 1/2" Sch. 40 Solvent Weld 1 Per Hangtag. 4"H x 2.3"W	01736 3	-	-	5	.72	.12
	PP20999 1 1/2" Comp. x 1 1/2" Sch.40 Solvent Weld 1 Per Bag. 7.5"H x 6.13"W	20999 7	-	-	20	2.6	.31
90° ELBOW. SOLVENT WELD							
	PP55-11 1 1/2" for Solvent weld connection with captured nut 1 Per Card. 4.75"H x 6.875"W	05511 2	-	-	5	1.2	.50
1 1/2" I.P.S. THREADED OUTLET ELBOW FOR USE WITH WASHING MACHINE DRAIN CONNECTION OR J BEND							
	PP66-10W White 1 Per Card. 4.75"H x 6.88"W	06610 1	-	-	5	1.3	.22
	PP26610 White 1 Per Bag. 7.5"H x 6.13"W	26610 5	-	-	5	.94	.15
VANITY REDUCER COUPLING SOLVENT WELD							
	PP55-8W 1 1/2" Slip Joint x 1 1/4" Solvent Weld 1 Per Hangtag. 4.5"H x 2.3"W	01723 3	-	-	5	.91	.22

Part Number	Item Description	UPC No. 046224	Box Qty	Box Wt	Ship Ctn Qty	Ship Ctn Wt	Ship Cubic Ft
CONTINUED							
VANITY REDUCER COUPLING							
SOLVENT WELD							
	PP20558	1 1/2" Slip Joint x 1 1/4" . With red washer 1 Per Bag. 7.5"H x 6.13"W	20558 6	-	-	5	.54 .15
POP-UP ASSEMBLY. 1 1/4"							
COMPLETE WITH LIFT ROD, PLUNGER, AND LINKAGE							
	PP820-70	Chrome Plated 1 Per Card. 11.37"H x 4.63"W	82070 3	-	-	24	16.9 .68
	PP22070	Chrome Plated 1 Per Bag. 7.5"H x 6.13"W	22070 1	-	-	10	12.5 .89
	PP22071	Polished Brass 1 Per Bag. 7.5"H x 6.13"W	22071 8	-	-	10	5.7 1.87
FLEX 'N FIX POP-UP ASSEMBLY. 1 1/4"							
COMPLETE WITH LIFT ROD, PLUNGER, AND LINKAGE							
	PP812-70	Chrome Plated 1 Per Card. 11.37"H x 4.63"W	01765 3	6	2.5	24	10.1 -
SLIP JOINT NUTS							
1 1/4" x 1 1/4"							
	PP956	White 1 Per Card. 3.875"H x 2.875"W	00956 6	-	-	25	1.8 .35
	PP20956	White 1 Per Bag. 4"H x 5"W	20956 0	-	-	25	1.4 .15
SLIP JOINT NUTS							
1 1/2" x 1 1/2"							
	PP955W	White 1 Per Card. 3.875"H x 2.875"W	00955 9	5	.40	25	2.1 .35
	PP20955	White, 1 1/2" x 1 1/2" 1 Per Bag. 5.5"H x 4"W	20955 3	-	-	25	1.1 .15
RUBBER WASHER							
1 1/2" x 1 1/4"							
	PP966	Slip Joint 1 Per Card. 3.75"H x 2.625"W	00966 5	6	.38	24	1.5 .08


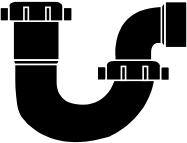






Part Number	Item Description	UPC No.	Box Qty	Box Wt	Ship Ctn Qty	Ship Ctn Wt	Ship Cubic Ft
POLYWASHERS							
PP965	1-1½" x 1¼" 1-1½" x 1½" 1 Set Per Card. 3.875"H x 2.875"W	00965 8	5	.20	25	1.1	.08
PP20965	1-1½" x 1¼" 1-1½" x 1½" 1 Set Per Bag. 4.5"H x 3.25"W	20965 2	-	-	25	.65	.08
 PP855-35	1¼" x 1¼" 2 Per Card. 3.875"H x 2.875"W	85535 4	5	.29	25	1.5	.35
PP25535	1¼" x 1¼" 2 Per Bag. 4.88"H x 3.75"W	25535 2	-	-	25	.73	.08
PP855-19	1½" x 1½" 2 Per Card. 3.875"H x 2.875"W	85519 4	5	.29	25	1.5	.35
PP25519	1½" x 1½" 2 Per Bag. 4.88"H x 3.75"W	25519 2	-	-	25	2.2	.15
PP855-15	1½" 1 Per Card. 3.875"H x 2.875"W	85515 6	5	.27	25	1.36	.35
PP25515	1½" 1 Per Bag. 4.88"H x 3.75"W	25515 4	-	-	25	.54	.08
SHALLOW FLANGES							
PP802-92	White. 1½" I.P.S. 1 Per Card. 5.375"H x 4.625"W	01421 8	6	.30	24	1.2	-
 PP20292	White. 1½" I.P.S. 1 Per Bag. 4.88"H x 3.75"W	20292 9	-	-	25	1.2	.23
PP20871	White. 2" I.P.S. 1 Per Bag. 4.88"H x 3.75"W	20871 6	-	-	25	1.2	.23
DISPOSER GASKET							
 PP25576	With friction ring. For Waste King disposals 1 Per Bag. 5.5"H x 4"W	25576 5	-	-	15	.09	.17
GARBAGE DISPOSER GASKET							
 PP855-77	For In-Sink-Erator disposals 1 Per Card. 4.885"H x 3.75"W	85577 4	6	.46	24	1.9	.35

Part Number	Item Description	UPC No. 046224	Box Qty	Box Wt	Ship Ctn Qty	Ship Ctn Wt	Ship Cubic Ft	
IN-SINK-ERATOR DISPOSAL ELBOWS								
PP855-78	1 Per Hangtag. 9"H x 2.3"W	85578 1	-	-	5	.82	.14	
	PP25578	1 Per Bag. 6.13"H x 7"W	25578 9	-	-	5	.62	.15
	PP25578ABS	Black 1 Per Bag. 9"H x 3.75"W x 7.5"D	74061 2	-	-	5	.62	.15
IN-SINK-ERATOR TAILPIECE								
	PP25580	1 Per Bag. 12.5"H x 5.75"W x 7.5"D	25580 2	-	-	5	.54	-
WASTE KING DISPOSAL ELBOWS								
	PP855-79	With nut 1 Per Hangtag. 9"H x 2.3"W	85579 8	-	-	5	1.2	.22
	PP25579ABS	Black. With nut 1 Per Bag. 9"H x 3.75"W x 7.5"D	74062 9	-	-	5	.54	.22
MECHANICAL PLUMBING VENTS								
	PP25536	1 1/2" x 1 1/2" 1/2" O.D. Chrome Plated Bagged. 5"H x 7.75"W x 7.5"D	25536 9	-	-	5	1.2	-
	PP855-39	1/2" O.D. 1 Per Card. 5.5"H x 4.625"W	85539 2	6	1.2	24	5.1	.28
	PP25539	1/2" O.D. 1 Per Bag. 5"H x 7.75"W x 7.5"D	25539 0	-	-	10	2.3	.28
AIR GAPS								
	PP855-70	Dishwasher air gap 5/8" O.D. Inlet x 7/8" O.D. Outlet 1 Per Card. 12.75"H x 3.875"W	15570 6	6	1.3	24	5.3	.50
	PP25570	Dishwasher air gap 5/8" O.D. Inlet x 7/8" O.D. Outlet 1 Per Bag. 6.13"H x 12.5"W x 1.75"D	25570 3	-	-	25	5.4	.50





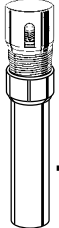
Part Number	Item Description	UPC Number	Box Qty	Box Wt	Ship Ctn Qty	Ship Ctn Wt	Ship Cubic Ft
	VALVE KEY PP107 10 Per Box. 2.06"H x 2.94"W x 2"D	90767 1	10	.10	100	1.1	-
	COIN AIR VALVE PP108SN Satin Nickel 10 Per Box. 2.06"H x 2.94"W x 2"D	90768 8	10	.25	100	2.7	-
	LOOSE KEY AIR VALVE PP827-9 With key 1 Per Card. 3.75"H x 1.875"W	01062 3	6	.36	24	1.4	-
	PP109 10 Per Box. 2.06"H x 2.94"W x 2"D	90769 5	10	.15	100	1.7	-
	SEMI CAST P-TRAP. 1 1/2" PP853-07PCDC 17 Gauge. With cleanout Die cast nuts. Chrome Plated 1 Per Card. 7"H x 12"W	73596 0	1	1.9	5	9.5	.82
	SEMI CAST P-TRAP. 1 1/4" PP853-03PCDC 17 Gauge. With cleanout Die cast nuts. Chrome Plated 1 Per Card. 7"H x 12"W	73597 7	1	1.8	5	9.2	.82
	CAST BRASS P.O. PLUG WITH OPEN GRID STRAINER. 1 1/4" X 6" PP856-80PC 17 Gauge tailpiece. Chrome Plated 1 Per Card. 12.75"H x 3.875"W	73598 4	6	4.3	24	17.3	.62
	KEY FOR LOOSE KEY STOPS PP874-00PC Tamper proof 1 Per Card. 3.75"H x 2.625"W	73600 4	6	.46	24	2.3	.17

Part Number	Item Description	UPC Number	Box Qty	Box Wt	Ship Ctn Qty	Ship Ctn Wt	Ship Cubic Ft
----------------	---------------------	---------------	------------	-----------	-----------------	----------------	------------------

COMMERCIAL LINE

Part Number	Item Description	UPC No.	Box Qty	Box Wt	Ship Ctn Qty	Ship Ctn Wt	Ship Cubic Ft
P TRAP WITH MARVEL CONNECTOR							
 MB400BC	1 1/2" O.D. with Super Nuts. Black 1 Per Card. 7.25"H x 13.5"W	73242 6	-	-	5	3.3	.5
SINK TRAPS							
 MB550BC	1 1/2" O.D. Sink Trap. Solvent Weld Connection to 1 1/4" Sch. 40. Stub Out. Black 1 Per Card. 7"H x 10"W	73243 3	-	-	5	3.5	.5
MB500BC	1 1/2" O.D. Sink Trap. Solvent Weld Connection to 1 1/2" Sch. 40. Stub Out. Black 1 Per Card. 7"H x 10"W	00066 2	-	-	5	3.3	.5
STRAINER ITEMS							
 MB73SS	CO Plug 1 1/4" x 5". One piece with Lift 'N Lok Top. Plastic with Stainless Steel Rim 1 Per Card. 8.5"H x 3.5"W	73246 4	-	-	5	1.9	.15
 MB74SS	CO Plug 1 1/4" x 5". One piece with Rubber Stopper. Plastic with Stainless Steel Rim 1 Per Card. 8.5"H x 3.5"W	73247 1	-	-	5	1.9	.15
CONTINUOUS WASTE ADJUSTABLE END OUTLET							
 MB120BC	13" - 17". Slip Joint or Direct Connect. Black 1 Per Card. 10.25"H x 19.25"W	73248 8	-	-	5	4.5	1.64
 MB119BC	13" - 17" with 3/4" Branch Tailpiece Slip Joint or Direct Connect. Black 1 Per Card. 10.25"H x 19.25"W	73249 5	-	-	5	5.1	1.64
DISPOSER KIT							
 MB335BC	Telescoping Disposer Kit 1 1/2" O.D. x 10" to 15". Black 1 Per Card. 10.25"H x 19.25"W	73250 1	-	-	5	4.2	1.64
TAILPIECE							
 MB904B	1 1/2" x 4" with nut & washer. Black 1 Per Card. 8.5"H x 4.75"W	73251 8	-	-	5	1.7	.23
MB905B	1 1/2" x 6" with nut & washer. Black 1 Per Card. 8.5"H x 4.75"W	73252 5	-	-	5	1.9	.23
MB907B	1 1/2" x 8" with nut & washer. Black 1 Per Card. 13.88"H x 5.75"W	73253 2	-	-	5	2.2	.5


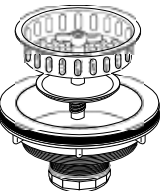
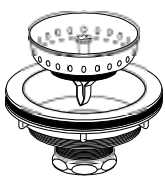
MANUFACTURED HOME

Part Number	Item Description	UPC No.	Box Qty	Box Wt	Ship Ctn Qty	Ship Ctn Wt	Ship Cubic Ft
CONTINUED							
TAILPIECE							
 MB906B	1 1/2" x 12". With nut & washer. Black 1 Per Card. 13.88"H x 5.75"W	73254 9	-	-	5	2.4	.5
EXTENSION TUBE							
 MB917B	1 1/2" x 8". Slip Joint With nut & washer. Black 1 Per Card. 13.88"H x 5.75"W	73255 6	-	-	5	2.2	.5
NUTS AND WASHER							
 MB959B	1 1/2" Wing Super Nut. Black. Plastic tailpiece washer. Plastic Slip Joint Washer (1 ea.) 1 Per Card. 4.5"H x 3.5"W	73257 0	-	-	5	.75	.8
 MB989	1 1/2" Rubber washer. 1 1/2" Beveled Slip Joint Rubber washer (2 ea.) 2 Per Card. 4.5"H x 3.5"W	73258 7	-	-	5	.54	.08
MECHANICAL PLUMBING VENTS							
 MB5539	Mechanical Plumbing Vent with Sch. 40 1 1/2" x 8" Extension 1 Per Card. 13.88"H x 5.75"W	73259 4	-	-	5	2.5	.5

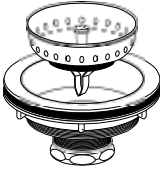
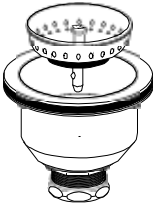
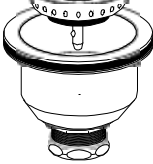
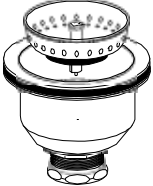
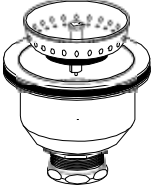



MANUFACTURED HOME

Part Number	Item Description	UPC No.	Box Qty	Box Wt	Ship Ctn Qty	Ship Ctn Wt	Ship Cubic Ft
<p align="center">CAST BRASS KITCHEN BASKET STRAINER "COMMERCIAL GRADE". FOR 3 1/2" DIAMETER OPENING</p>							
	1438PC	Chrome Plated. Brass Body. Brass Locknut and Slip Nut. Ground Joint Drop Post Basket 1 Per Box. 2.75"H x 4.5"W x 4.5"D	92044 1	-	-	10	15.5 .89
	PP5445	Chrome Plated. Brass Body. Brass Locknut and Slip Nut. Ground Joint Drop Post Basket 1 Per Clamshell. 9"H x 5.63"W x 3.82"D	05445 0	-	-	5	8.3 .62
<p align="center">BRASS KITCHEN BASKET STRAINER THE "BICENTENIAL". FOR 3 1/2" DIAMETER OPENING MADE IN U.S.A</p>							
	2433PC	Chrome Plated Brass Body. Rolled Edge Basket with Fixed Center Post 1 Per Box. 2.75"H x 4.5"W x 4.5"D	70319 8	-	-	25	27.5 1.16
	PP5415	Chrome Plated Brass Body. Rolled Edge Basket with Fixed Center Post 1 Per Clamshell. 9"H x 5.63"W x 3.82"D	05415 3	-	-	5	6.5 .62
<p align="center">BRASS KITCHEN BASKET STRAINER 4-PRONG BASKET. FOR 3 1/2" DIAMETER OPENING MADE IN U.S.A.</p>							
	2435PC	Chrome Plated Brass Body. Die Cast Locknut and Slip Nut. Rolled Edge Basket 1 Per Box. 6.13"H x 5.13"W x 2.25"D	74222 7	-	-	25	27.5 .31
<p align="center">BRASS KITCHEN BASKET STRAINER "BRASS WORK HORSE" FOR 3 1/2" DIAMETER OPENING</p>							
	2431NPC	Chrome Plated Brass Body. Stainless Steel Basket with Fixed Center Post. Less Tailpiece 1 Per Box. 2.75"H x 4.5"W x 4.5"D	92364 0	-	-	10	11.7 .89
	PP5435	Chrome Plated Brass Body. Stainless Steel Basket with Fixed Center Post 1 Per Clamshell. 9"H x 5.63"W x 3.82"D	05435 1	-	-	5	6.5 .62
	2432PB	Polished Brass Strainer with Fixed Center Post Basket 1 Per Box. 2.75"H x 4.5"W x 4.5"D	70244 3	-	-	25	27.5 1.18
	PP5435PB	Polished Brass Strainer. Stainless Steel Basket with Fixed Center Post 1 Per Clamshell. 9"H x 5.63"W x 3.82"D	15435 8	-	-	5	6.5 .62


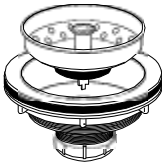

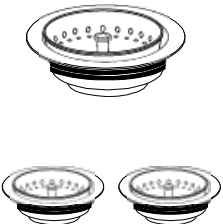
STRAINERS

Part Number	Item Description	UPC No. 046224	Box Qty	Box Wt	Ship Ctn Qty	Ship Ctn Wt	Ship Cubic Ft
<p>KITCHEN BASKET STRAINERS FOR 3 1/2" DIAMETER OPENING. STAINLESS STEEL BODY WITH CUT THREADS DIE CAST SLIP NUT & ROLLED EDGE BASKET</p>							
	<p>PP8PC Fixed Stick Post 1 Per Clamshell. 8.5"H x 4.75"W</p>	00008 2	6	4.1	24	16.4	.31
	<p>PP20208 Fixed Stick Post 1 Per Bag. 10"H x 7"W</p>	20208 0	-	-	25	16.4	.89
	<p>1431SSBX Fixed Stick Post 1 Per Box. 6.13"H x 5.13"W x 2.25"D</p>	92033 5	-	-	10	7.8	1.18
	<p>PP5414 Fixed Stick Post 1 Per Clamshell. 9"H x 5.63"W x 3.82"D</p>	05414 6	-	-	5	4.2	.62
<p>KITCHEN BASKET STRAINER "THUMB SCREW STYLE". FOR 3 1/2" DIAMETER OPENING. STAINLESS STEEL</p>							
	<p>1441SS Thumb Screw Locknut for Easy Installation Plastic Fixed Stick Post Basket 1 Per Box. 5.13"H x 3.82"W x 4.63"D</p>	73317 1	-	-	10	7.9	1.54
	<p>PP5416 Thumb Screw Locknut for Easy Installation Plastic Fixed Stick Post Basket 1 Per Clamshell. 9"H x 5.63"W x 3.82"D</p>	05416 0	-	-	5	6.5	.62
<p>KITCHEN BASKET STRAINER "TURN 2 SEAL" FOR 3 1/2" DIAMETER OPENING. STAINLESS STEEL</p>							
	<p>1433SS "Water Seal" Turn 2 Seal Type Basket Metal Drop Post & Stopper 1 Per Box. 2.75"H x 4.5"W x 4.5"D</p>	92039 7	-	-	10	11.7	.89
	<p>PP5410 "Water Seal" Turn 2 Seal Type Basket Metal Drop Post & Stopper 1 Per Clamshell. 9"H x 5.63"W x 3.82"D</p>	05410 8	-	-	5	5.9	.62
<p>KITCHEN BASKET STRAINERS FOR 3 1/2" DIAMETER OPENING. STAINLESS STEEL BODY. ROLLED EDGE BASKET</p>							
	<p>1437SS "Spring Style". Basket for Tight Seal 1 Per Box. 6.13"H x 5.13"W x 2.25"D</p>	92043 4	-	-	10	18.3	1.18
	<p>PP5419 "Spring Style". Basket for Tight Seal 1 Per Clamshell. 9"H x 5.63"W x 3.82"D</p>	05419 1	-	-	5	6.5	.62





STRAINERS

Part Number	Item Description	UPC No.	Box Qty	Box Wt	Ship Ctn Qty	Ship Ctn Wt	Ship Cubic Ft
CONTINUED							
KITCHEN BASKET STRAINERS							
FOR 3 1/2" DIAMETER OPENING. STAINLESS							
STEEL BODY ROLLED EDGE BASKET							
	PP5419PB	"Spring Style". Basket for Tight Seal Polished Brass Finish 1 Per Clamshell. 9"H x 5.63"W x 3.82"D	15419 8	-	-	5	5.8 .62
KITCHEN BASKET STRAINER "POWER BALL LOCK"							
FOR 3 1/2" DIAMETER OPENING. STAINLESS STEEL							
DEEP CUP WITH LOCKING SHELL							
	1434SS	Rolled Edge Basket with Fixed Post and Locking Ball 1 Per Box. 2.75"H x 4.5"W x 4.5"D	70016 6	-	-	10	12.6 .89
	PP5413	Rolled Edge Basket with Fixed Post Basket and Locking Ball 1 Per Clamshell. 9"H x 5.63"W x 3.82"D	05413 9	-	-	5	6.5 .62
KITCHEN BASKET STRAINERS "LONG SHANK"							
FOR 3 1/2" DIAMETER OPENING. STAINLESS STEEL							
LOCKING SHELL							
	1432SS	Stainless Steel. Deep Cup with Rolled Edge Basket. For Cast Iron Sinks 1 Per Box. 2.75"H x 4.5"W x 4.5"D	92035 9	-	-	10	9.3 .89
	PP5412	Stainless Steel. Deep Cup with Rolled Edge Basket. For Cast Iron Sinks 1 Per Clamshell. 9"H x 5.63"W x 3.82"D	05412 2	-	-	5	5.8 .62
KITCHEN BASKET STRAINER							
FOR 3 1/2" DIAMETER OPENING							
STAINLESS STEEL. DEEP CUP WITH							
LOCKING SHELL. MADE IN U.S.A.							
	1440SSBN	Buffed Rim. Brass Nut. Fixed Stick Post Neoprene Stopper 1 Per Box. 2.75"H x 4.5"W x 4"D	70380 8	-	-	25	27.5 .89
KITCHEN BASKET STRAINER "SHORT SHANK"							
FOR 3 1/2" DIAMETER OPENING. STAINLESS STEEL							
SHALLOW CUP LOCKING SHELL							
	1435SS	Rolled Edge Basket with Fixed Post 1 Per Box. 2.75"H x 4.5"W x 5"D	92041 0	-	-	10	7.8 .89
	PP5411	Rolled Edge Basket with Fixed Post 1 Per Clamshell. 9"H x 5.63"W x 3.82"D	73809 1	-	-	5	4.5 .31







STRAINERS


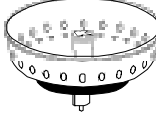

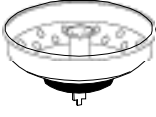



Part Number	Item Description	UPC No. 046224	Box Qty	Box Wt	Ship Ctn Qty	Ship Ctn Wt	Ship Cubic Ft
	KITCHEN BASKET STRAINER "SHORT SHANK" FOR 3 1/2" DIAMETER OPENING. STAINLESS STEEL. ROLLED EDGE BASKET Spring Snap Basket. Shallow Cup Locking Shell. Die Cast Lock Nut and Slip Nut 1 Per Box. 2.75"H x 4.5" x 4.5"D	74223 4	-	-	10	14.9	.31
	PLASTIC KITCHEN BASKET STRAINERS FOR 3 1/2" DIAMETER OPENING						
	PP66-5 Plastic Body With Stainless Steel Rim and Basket. With Fixed Post 1 Per Clamshell. 6"H x 5.25"W	00665 7	6	2.6	24	10.5	.31
	PP20665 Plastic Body With Stainless Steel Rim 1 Per Bag. 7"H x 9.5"W	20665 1	-	-	15	6.9	.89
	250SS Plastic Body with Stainless Steel Rim and Basket. With Fixed Post 1 Per Box. 2.75"H x 4.5"W x 4.5"D	92373 2	-	-	25	11.7	.22
	PP5450 Plastic Body with Stainless Steel Rim and Basket. With Fixed Post 1 Per Clamshell. 9"H x 5.63"W x 3.82"D	05450 4	-	-	5	6.5	.62
PLASTIC KITCHEN BASKET STRAINERS THE "COLOR LINE"							
	PP5460 White. For 3 1/2" Diameter Opening 1 Per Clamshell. 9"H x .63"W x 3.82"D	05460 3	-	-	5	6.5	.62
	PP5470 Almond. For 3 1/2" Diameter Opening 1 Per Clamshell. 9"H x 5.63"W x 3.82"D	05470 2	-	-	5	2.7	.62
	PP5480 Black. For 3 1/2" Diameter Opening 1 Per Clamshell. 9"H x 5.63"W x 3.82"D	05480 1	-	-	5	4.9	.62
"POP-IN STOPPER" INSERT COVERS STRAINER AND GARBAGE DISPOSAL OPENINGS							
	PP5451 Chrome Plated 1 Per Clamshell. 5.7"H x 9.15"W x 3"D	74131 2	-	-	6	1.8	.62
	PP5452 Chrome Plated 2 Per Clamshell. 11.4"H x 18.3"W x 3"D	74132 9	-	-	5	3.9	1.02
	PP5461 White 1 Per Clamshell. 5.7"H x 9.15"W x 3"D	73892 3	-	-	6	1.6	.62

STRAINERS

Part Number	Item Description	UPC No.	Box Qty	Box Wt	Ship Ctn Qty	Ship Ctn Wt	Ship Cubic Ft
<p>CONTINUED "POP-IN STOPPER" INSERT COVERS STRAINER AND GARBAGE DISPOSAL OPENINGS</p>							
	<p>PP5462 White 2 Per Clamshell. 11.4"H x 18.3"W x 3"D</p>	73893 0	-	-	5	3.5	1.02
	<p>PP5472 Almond 2 Per Clamshell. 11.4"H x 18.3"W x 3"D</p>	73895 4	-	-	5	1.3	1.02
<p>JR. DUO STRAINER FOR 2 - 2 1/2" DIAMETER OPENING STAINLESS STEEL WITH 4 PRONG BASKET</p>							
	<p>878PC Chrome Plated 1 Per Box. 2.75"H x 4.5"W x 4.5"D</p>	93876 7	-	-	25	9.8	.25
	<p>878PB Polished Brass 1 Per Box. 2.75"H x 4.5"W x 4.5"D</p>	70311 2	-	-	25	9.2	.25
	<p>PP5421 Stainless Steel with Basket 1 Per Clamshell.</p>	73366 9	-	-	5	2.5	.31
	<p>PP5421PB Stainless Steel with Basket Polished Brass 1 Per Clamshell.</p>	73456 7	-	-	5	2.5	.31
	<p>1376PC "STAINLESS STEEL". WIDE FLANGE STRAINER FOR 3 1/2" DIAMETER OPENING Stainless Steel Body and Grid 1 Per Box. 6.13"H x 5.13"W x 2.25"D</p>	92014 4	-	-	10	6.3	1.18
	<p>1377PC "BRASS BODY". WIDE FLANGE STRAINER FOR 3 1/2" DIAMETER OPENING All Brass Body with Chrome Plated Rim Stainless Steel Strainer Grid 1 Per Box. 6.13"H x 5.13"W x 2.25"D</p>	92016 8	-	-	25	62.5	1.18
	<p>877PC BAR SINK STRAINER Stainless Steel. With long basket 1 Per Box.</p>	70702 8	-	-	25	9.2	-
	<p>PP5420 Stainless Steel. With long basket 1 Per Clamshell.</p>	73365 2	-	-	5	2.9	.31

STRAINERS

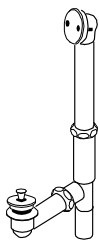
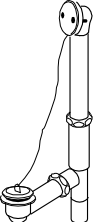
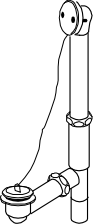
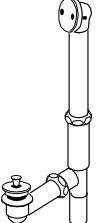
Part Number	Item Description	UPC No. 046224	Box Qty	Box Wt	Ship Ctn Qty	Ship Ctn Wt	Ship Cubic Ft
"GRID & STOPPER". MASTER DUPLEX STRAINER FOR 2" - 2 1/2" DIAMETER OPENING							
 879PC	Stainless Steel Body with grid and rubber stopper 1 Per Box. 4.19"H x 2.94"W x 2.94"D	93879 8	-	-	25	9.5	.35
PP5422	Stainless Steel Body with grid and rubber stopper 1 Per Clamshell.	73367 6	-	-	5	2.5	.35
"JUNIOR" DUO STRAINER FOR 2" - 2 1/2" DIAMETER OPENING							
 83SSABS	Plastic Body with Stainless Steel rim Plastic basket 1 Per Box. 2.75"H x 4.5"W x 4.5"D	93811 8	-	-	25	6.5	.23
TRAY PLUG WITH RUBBER STOPPER FOR 2" - 2 1/2" DIAMETER OPENING							
 PP55-3	Plastic body with Stainless Steel rim 1 Per Card. 5"H x 4"W	00553 7	6	1.9	24	7.6	-
PP20553	Plastic body with Stainless Steel rim 1 Per Bag. 6.13"H x 8"W	20553 1	-	-	5	1.2	.15
81SSABS	Plastic Body with Stainless Steel rim 1 Per Box. 2.75"H x 4.5"W x 4.5"D	93793 7	-	-	25	7.2	.85
TRAY PLUG WITH LIFT 'N LOK TOP FOR 2" - 2 1/2" DIAMETER OPENING							
 PP82SS	Plastic body. Stainless Steel rim 1 Per Card. 5.875" x 4.375"W	73245 7	-	-	6	2.6	.23
82SSABS	Plastic body. Stainless Steel rim 1 Per Box. 2.75"H x 4.5"W x 4.5"D	93804 0	-	-	25	7.5	.85
TRAY PLUG WITH LIFT 'N LOK TOP FOR 2" - 2 1/2" DIAMETER OPENING							
 82-1	Replacement Lift 'N Lok top 1 Per Box. 2.75"H x 4.5"W x 4.5"D	93803 3	-	-	25	2.1	.12
TRAY PLUG. SNAP-IN STRAINER FOR 2" - 2 1/2" DIAMETER OPENING							
 85SSABS	Plastic body. Stainless Steel rim and grid 1 Per Box. 2.75"H x 4.5"W x 4.5"D	93827 9	-	-	25	7.9	.85

Part Number	Item Description	UPC No.	Box Qty	Box Wt	Ship Ctn Qty	Ship Ctn Wt	Ship Cubic Ft
 PP25524	SINK STRAINER WASHER 1 3/4" O.D. x 1 3/8" I.D. x 1/8" Thick 1 Per Bag. 5"H x 3.75"W x 7.5"D	25524 6	-	-	25	1.2	.08
 PP5020-1	REPLACEMENT BASKET FOR PP8PC, PP20208, 2131NPC, 2431NTPC, AND 1432SS Stainless Steel. Rolled edge. Fixed post Bulk. 9"H x 5"W x 4.5"D	91018 3	-	-	10	1.8	.12
132431PC	Stainless Steel. Rolled edge. Fixed post Bulk. 9"H x 5"W x 4.5"D	92011 3	-	-	25	3.8	.25
 PP5900PC	REPLACEMENT BASKET. FITS ALL Stainless Steel. Rolled edge. Adjustable post Bulk. 9"H x 5"W x 4.5"D	91036 7	-	-	10	1.3	.12
 PP5905	REPLACEMENT BASKETS Stainless Steel. Rolled edge. Fixed post for PP66-5, PP20665 & 250 SS Bulk. 9"H x 5"W x 4.5"D	05905 9	-	-	10	1.3	.12
250-1SS	For PP66-5, PP20665, & 250 SS Stainless Steel. Rolled edge. Fixed post Bulk. 9.6"H x 7.13"W x 6.4"D	92374 9	-	-	25	2.5	.25
 1433-1SS	Stainless Steel basket. Rolled edge for 1433SS Bulk. 9.6"H x 9.4"W x 6.5"D	92038 0	-	-	25	9.3	.33
 260	Adjustable post. White Bulk. 9.6"H x 7.13"W x 6.4"D	92435 7	-	-	25	3.3	.25
 83-1	BASKET FOR "JUNIOR" DUO STRAINER Plastic 1 Per Box. 2.75"H x 4.5"W x 4.5"D	93810 1	-	-	25	1.5	.08

STRAINERS

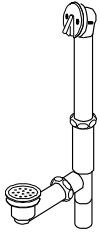
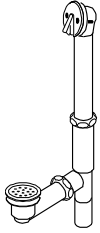
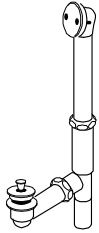
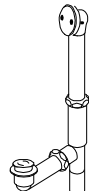
Part Number	Item Description	UPC No. 046224	Box Qty	Box Wt	Ship Ctn Qty	Ship Ctn Wt	Ship Cubic Ft

STRAINERS

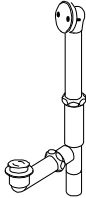
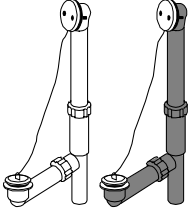
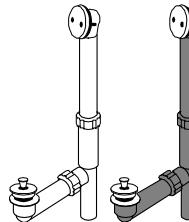
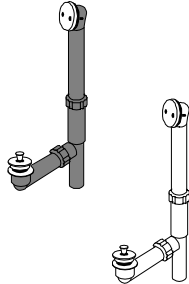
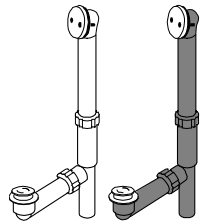
Part Number	Item Description	UPC No.	Box Qty	Box Wt	Ship Ctn Qty	Ship Ctn Wt	Ship Cubic Ft
	BRASS BATH DRAIN. 1½" O.D. ROLLER BALL STOP U.S. PATENT # 5,428,847 20 Gauge. Chrome Plated Finish on exposed parts 1 Per Box. 3"H x 7.25"W x 12.25"D	70343 3	1	3.8	5	19.5	.15
	17 Gauge. Chrome Plated Finish on exposed parts 1 Per Box. 3"H x 7.25"W x 12.25"D	70344 0	1	3.8	5	19.5	.15
	BRASS BATH DRAIN. 1⅜" O.D. CONNECTED WASTE & OVERFLOW FOR LEG TUBS WITH CHAIN & STOPPER 22 Gauge. Chrome Plated Finish on exposed parts 1 Per Box. 3"H x 7.25"W x 12.25"D	93417 2	1	3.1	5	15.5	.15
	17 Gauge. Chrome Plated Finish on exposed parts 1 Per Box. 3"H x 7.25"W x 12.25"D	93420 2	1	3.4	5	17.5	.15
	BRASS BATH DRAIN CONNECTED WASTE & OVERFLOW FOR TILED IN TUBS WITH CHAIN & STOPPER 1⅜" 22 Gauge. Chrome Plated Finish on exposed parts 1 Per Box. 3"H x 7.25"W x 12.25"D	93429 5	1	3.1	5	15.5	.15
	1½" 22 Gauge. Chrome Plated Finish on exposed parts 1 Per Box. 4.25"H x 2.75"W x 16.5"D	93432 5	1	3.1	10	32.3	.11
	BRASS BATH DRAIN. 1½" O.D. TRIPLEVER 20 Gauge. With retainer clip Chrome Plated Finish on exposed parts 1 Per Box. 3"H x 7.25"W x 12.25"D	93437 0	1	4.2	5	21.6	.15
	20 Gauge. With retainer clip Engraved face plate. Chrome Plated Finish on exposed parts (L.A. Approved) 1 Per Box. 3"H x 7.25"W x 12.25"D	70736 3	1	3.8	5	19.5	.15
	20 Gauge. With retainer clip Diamond Shine Finish* 1 Per Box. 3"H x 7.25"W x 12.25"D	00255 0	1	3.8	5	19.5	.15

BATH DRAINS

*Diamond Shine is Plumb Pak's tarnish free polished brass finish

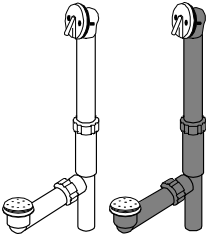
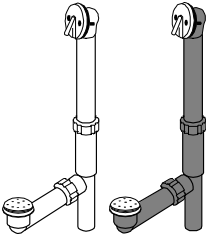
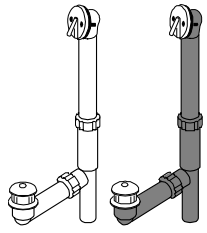
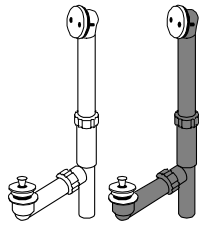
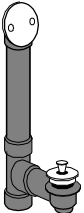
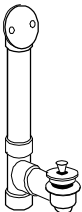
Part Number	Item Description	UPC No. 046224	Box Qty	Box Wt	Ship Ctn Qty	Ship Ctn Wt	Ship Cubic Ft
CONTINUED							
BRASS BATH DRAIN. 1½" O.D.							
TRIPLEVER							
	606RB	20 Gauge. Chrome Plated Finish on exposed parts 1 Per Box. 3"H x 7.25"W x 12.25"D	70037 1	1 3.7	5	18.5	.15
	606RBDS	20 Gauge. Diamond Shine Finish* 1 Per Box. 3"H x 7.25"W x 12.25"D	00262 8	1 3.8	5	18.5	.15
	608RB	17 Gauge. With retainer clip Chrome Plated Finish on exposed parts 1 Per Box. 3"H x 7.25"W x 12.25"D	93470 7	1 3.8	5	18.5	.15
BRASS BATH DRAIN. 1½" O.D.							
TRIPLEVER - GARDEN TUB							
	609RB	20 Gauge. Chrome Plated Finish on exposed parts 1 Per Box. 3.38"H x 5.13"W x 20.75"D	93472 1	1 4.7	1	4.7	.21
	609RBDS	20 Gauge. Diamond Shine Finish* 1 Per Box. 3.38"H x 5.13"W x 20.75"D	00261 1	1 4.8	1	4.8	.21
	615RB	17 Gauge. Chrome Plated Finish on exposed parts 1 Per Box. 3.38"H x 5.13"W x 20.75"D	93492 9	1 4.8	1	4.8	.21
	615RBDS	17 Gauge. Diamond Shine Finish* 1 Per Box. 3.38"H x 5.13"W x 20.75"D	00258 1	1 4.8	1	4.8	.21
BRASS BATH DRAIN. 1½" O.D.							
LIFT 'N TURN							
	610RB	20 Gauge. Chrome Plated Finish on exposed parts 1 Per Box. 3"H x 7.25"W x 12.25"D	70038 8	1 3.8	5	18.5	.15
	610RBDS	20 Gauge. Diamond Shine Finish* 1 Per Box. 3"H x 7.25"W x 12.25"D	00231 4	1 3.8	5	18.5	.15
	611RB	17 Gauge. Chrome Plated Finish on exposed parts 1 Per Box. 3"H x 7.25"W x 12.25"D	93482 0	1 4.8	5	24.5	.15
BRASS BATH DRAIN. 1½" O.D.							
FOOT LOK STOP™							
	612RB	20 Gauge. Chrome Plated Finish on exposed parts 1 Per Box. 3"H x 7.25"W x 12.25"D	70039 5	1 4.3	5	21.5	.15

BATH DRAINS

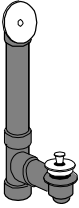
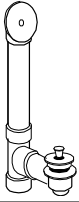
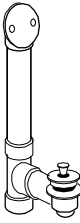
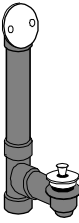
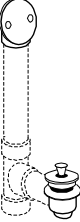
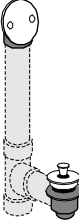


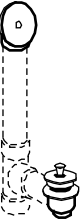


Part Number	Item Description	UPC No.	Box Qty	Box Wt	Ship Ctn Qty	Ship Ctn Wt	Ship Cubic Ft
	BRASS BATH DRAIN. 1 1/2" O.D.						
	MECHANICAL POP-UP 20 Gauge. Chrome Plated Finish on exposed parts 1 Per Box. 3"H x 7.25"W x 12.25"D	93499 8	1	3.8	5	18.5	.15
	PLASTIC BATH DRAIN. 1 1/2" O.D.						
	CHAIN & STOPPER White. Chrome Plated Finish on exposed parts 1 Per Box. 3"H x 7.25"W x 12.25"D	93477 6	1	1.3	5	6.5	.15
	PLASTIC BATH DRAIN. 1 1/2" O.D.						
	BRASS LIFT 'N TURN						
	62B Black. Chrome Plated Finish on exposed parts 1 Per Box. 3"H x 7.25"W x 12.25"D	93510 0	1	1.5	5	7.5	.15
	62BDS Black. Diamond Shine Finish* 1 Per Box. 3"H x 7.25"W x 12.25"D	00229 1	1	1.5	5	7.5	.15
	62W White. Chrome Plated Finish on exposed parts 1 Per Box. 3"H x 7.25"W x 12.25"D	93517 9	1	1.5	5	7.5	.15
62WDS White. Diamond Shine Finish* 1 Per Box. 3"H x 7.25"W x 12.25"D	00222 2	1	1.5	5	7.5	.15	
	PLASTIC BATH DRAIN. 1 1/2" O.D.						
	ZINC DIE CAST LIFT 'N TURN						
62AB Black. Chrome Plated Finish on exposed parts 1 Per Box. 3"H x 7.25"W x 12 x 25"D	93509 4	1	1.4	5	7.3	.15	
62AW White. Chrome Plated Finish on exposed parts 1 Per Box. 3"H x 7.25"W x 12.25"D	93514 8	1	1.4	5	7.3	.15	
	PLASTIC BATH DRAIN. 1 1/2" O.D.						
	FOOT LOK STOP™						
	63B Black. Chrome Plated Finish on exposed parts 1 Per Box. 3"H x 7.25"W x 12.25"D	93573 5	1	1.5	5	7.5	.15
63BDS Black. Diamond Shine Finish* 1 Per Box. 3"H x 7.25"W x 12.25"D	00240 6	1	1.5	5	7.5	.15	
63W White. Chrome Plated Finish on exposed parts 1 Per Box. 3"H x 7.25"W x 12.25"D	93573 5	1	1.5	5	7.5	.15	

BATH DRAINS

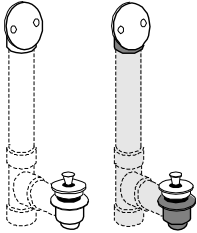

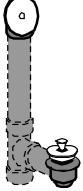
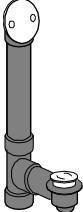
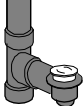
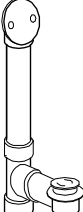
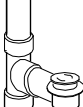

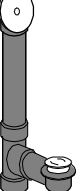
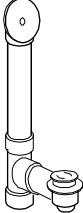
*Diamond Shine is Plumb Pak's tarnish free polished brass finish

Part Number	Item Description	UPC No. 046224	Box Qty	Box Wt	Ship Ctn Qty	Ship Ctn Wt	Ship Cubic Ft
PLASTIC BATH DRAIN. 1½" O.D.							
TRIPLEVER							
	64B	Black. Chrome Plated Finish on exposed parts 1 Per Box. 3"H x 7.25"W x 12.25"D	93601 5	1	1.3	5	6.5 .15
	64BDS	Black. Diamond Shine Finish* 1 Per Box. 3"H x 7.2"W x 12.25"D	00256 7	1	1.4	5	7.2 .15
	64W	White. Chrome Plated Finish on exposed parts 1 Per Box. 3"H x 7.5"W x 12.25"D	93610 7	1	1.3	5	6.5 .15
	64WDS	White. Diamond Shine Finish* 1 Per Box. 3"H x 7.25"W x 12.25"D	00257 4	1	1.4	5	7.2 .15
	PP209064	White. Chrome Plated Finish on exposed parts 1 Per Bag. 9"H x 18.75"W	29064 3	1	1.1	10	11.2 1.64
PLASTIC BATH DRAIN. 1½" O.D.							
MECHANICAL POP-UP							
	67B	Black. Chrome Plated Finish on exposed parts 1 Per Box. 3"H x 7.5"W x 12.25"D	93630 5	1	1.6	5	7.8 .15
	67W	White. Chrome Plated Finish on exposed parts 1 Per Box. 3"H x 7.5"W x 12.25"D	93632 9	1	1.6	5	7.8 .15
PLASTIC BATH DRAIN. 1½" O.D.							
ROLLER BALL STOP							
U.S. PATENT # 5,428,847							
	84W	White. Chrome Plated Finish on exposed parts 1 Per Box. 3"H x 7.5"W x 12.25"D	70310 5	1	1.6	5	7.8 .15
	84WDS	White. Diamond Shine Finish* 1 Per Box. 3"H x 7.5"W x 12.25"D	00243 7	1	1.6	5	7.8 .15
1½" SCHEDULE 40 BATH DRAIN							
BRASS LIFT 'N TURN. WITH PIPE AND TEE							
	620ABS	ABS. Chrome Plated Finish on exposed parts 1 Per Box. 3"H x 7.25"W x 12.25"D	70041 8	1	2.6	5	13.4 .15
	620ABS DS	ABS. Diamond Shine Finish* 1 Per Box. 3"H x 7.25"W x 12.25"D	00225 3	1	2.6	5	13.4 .15
	620PVC	PVC. Chrome Plated Finish on exposed parts 1 Per Box. 3"H x 7.25"W x 12.25"D	70053 1	1	2.1	5	10.5 .15
	620PVC DS	PVC. Diamond Shine Finish* 1 Per Box. 3"H x 7.25"W x 12.25"D	00221 5	1	2.6	5	13.5 .15

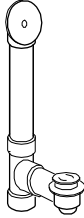
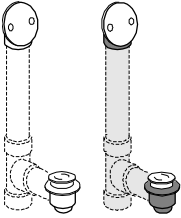
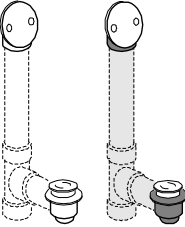
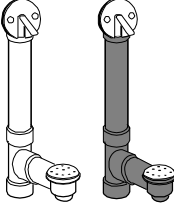
BATH DRAINS

Part Number	Item Description	UPC No.	Box Qty	Box Wt	Ship Ctn Qty	Ship Ctn Wt	Ship Cubic Ft
CONTINUED							
1 1/2" SCHEDULE 40 BATH DRAIN BRASS LIFT 'N TURN. WITH PIPE AND TEE							
	620LAABS	ABS. Chrome Plated Finish on exposed parts Single Hole Face Plate. (L.A. ABS Only) 1 Per Box. 3"H x 7.25"W x 12.25"D	93535 3	1	2.6	5	13.5 .15
	620LAPVC	PVC. Chrome Plated Finish on exposed parts Single Hole Face Plate 1 Per Box. 3"H x 7.25"W x 12.25"D	70499 7	1	2.6	5	13.5 .15
1 1/2" SCHEDULE 40 BATH DRAIN ZINC DIE CAST LIFT 'N TURN WITH PIPE AND TEE							
	620AABS	ABS. Chrome Plated Finish on exposed parts 1 Per Box. 3"H x 7.25"W x 12.25"D	70998 5	1	2.7	5	13.8 .15
	620APVC	PVC. Chrome Plated Finish on exposed parts 1 Per Box. 3"H x 7.25"W x 12.25"D	93531 5	1	2.7	5	13.8 .15
1 1/2" SCHEDULE 40 BATH DRAIN BRASS LIFT 'N TURN HALF PAK LESS PIPE AND TEE							
	621ABS	ABS. Chrome Plated Finish on exposed parts 1 Per Box. 4.63"H x 3.75"W x 6"D	93539 1	1	1.2	5	6.5 .06
	621ABSDS	ABS. Diamond Shine Finish* 1 Per Box. 4.63"H x 3.75"W x 6"D	00227 7	1	1.4	5	7.5 .06
	621PVC	PVC. Chrome Plated Finish on exposed parts 1 Per Box. 4.63"H x 3.75"W x 6"D	93549 0	1	1.2	5	6.5 .06
	621PVCDS	PVC. Diamond Shine Finish* 1 Per Box. 4.63"H x 3.75"W x 6"D	00220 8	1	1.4	5	7.5 .06
1 1/2" SCHEDULE 40 BATH DRAIN BRASS LIFT 'N TURN HALF PAK L.A. APPROVED. LESS PIPE AND TEE							
	621LAABS	ABS. Chrome Plated Finish on exposed parts (L.A. ABS Only) 1 Per Box. 4.63"H x 3.75"W x 6"D	93545 2	1	1.4	5	7.5 .06
	621LAPVC	PVC. Chrome Plated Finish on exposed parts 1 Per Box. 4.63"H x 3.75"W x 6"D	93547 6	1	1.4	5	7.5 .06
	621LAPVCDS	PVC. Diamond Shine Finish* 1 Per Box. 4.63"H x 3.75"W x 6"D	00232 1	1	1.4	5	7.5 .06

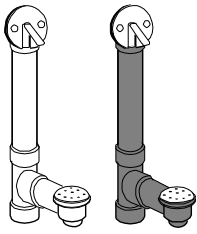
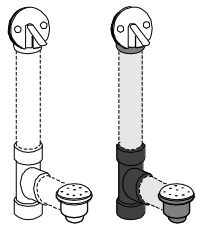
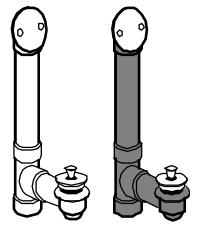
*Diamond Shine is Plumb Pak's tarnish free polished brass finish

Part Number	Item Description	UPC No.	Box Qty	Box Wt	Ship Ctn Qty	Ship Ctn Wt	Ship Cubic Ft
1 1/2" SCHEDULE 40 BATH DRAIN ZINC DIE CAST LIFT 'N TURN HALF PAK LESS PIPE AND TEE							
 621AABS	ABS. Chrome Plated Finish on exposed parts 1 Per Box. 4.63"H x 3.75"W x 6"D	93538 4	1	1.4	5	7.5	.06
 621APVC	PVC. Chrome Plated Finish on exposed parts 1 Per Box. 4.63"H x 3.75"W x 6"D	93544 5	1	1.2	5	6.9	.06
 621ALAABS	ABS. Chrome Plated Finish on exposed parts Single Hole Face Plate 1 Per Box. 4.63"H x 3.75"W x 6"D	93542 1	1	1.4	5	7.5	.06
1 1/2" SCHEDULE 40 BATH DRAIN FOOT LOK STOP™. WITH PIPE AND TEE							
 630ABS	ABS. Chrome Plated Finish on exposed parts 1 Per Box. 3"H x 7.25"W x 12.25"D	70040 1	1	2.6	5	13.5	.15
 630ABS	ABS. Chrome Plated Finish on exposed parts Diamond Shine Finish* 1 Per Box. 3"H x 7.25"W x 12.25"D	00235 2	1	2.6	5	13.5	.15
 630PVC	PVC. Chrome Plated Finish on exposed parts 1 Per Box. 3"H x 7.25"W x 12.25"D	70052 4	1	2.3	5	11.8	.15
 630PVC	PVC. Chrome Plated Finish on exposed parts Diamond Shine Finish* 1 Per Box. 3"H x 7.25"W x 12.25"D	00237 6	1	2.3	5	11.8	.15
 630LAABS	ABS. Chrome Plated Finish on exposed parts Single Hole Face Plate. 3/8" Threaded Shaft on Foot Lok Stop™ Assembly (L.A. ABS Only) 1 Per Box. 3"H x 7.25"W x 12.25"D	93578 0	1	2.6	5	13.5	.15
 630LAABS	ABS. Single Hole Face Plate 3/8" Threaded Shaft on Foot Lok Stop™ Assembly. Diamond Shine Finish* (L.A. ABS Only) 1 Per Box. 3"H x 7.25"W x 12.25"D	00276 5	1	2.6	5	13.5	.15
 630LAPVC	PVC. Chrome Plated Finish on exposed parts Single Hole Face Plate. 3/8" Threaded Shaft on Foot Lok Stop™ Assembly (L.A. ABS Only) 1 Per Box. 3"H x 7.25"W x 12.25"D	70217 7	1	2.6	5	13.5	.15

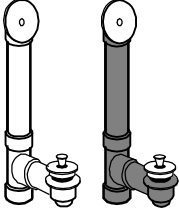
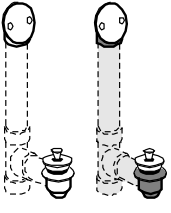
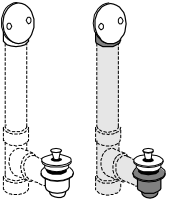
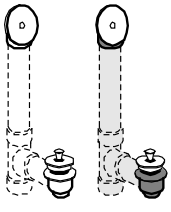
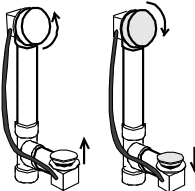
BATH DRAINS

Part Number	Item Description	UPC No.	Box Qty	Box Wt	Ship Ctn Qty	Ship Ctn Wt	Ship Cubic Ft
CONTINUED							
	630LAPVCDS	1 1/2" SCHEDULE 40 BATH DRAIN FOOT LOK STOP™. WITH PIPE AND TEE PVC. Single Hole Face Plate 3/8" Threaded Shaft on Foot Lok Stop™ Assembly. Diamond Shine Finish* 1 Per Box. 3"H x 7.25"W x 12.25"D	00275 8	1	2.6	5	13.5 .15
	1 1/2" SCHEDULE 40 BATH DRAIN FOOT LOK STOP™ HALF PAK LESS PIPE AND TEE						
	631ABS	ABS. Chrome Plated Finish on exposed parts 1 Per Box. 4.63"H x 3.75"W x 6"D	93580 3	1	1.2	5	6.5 .06
	631ABSDS	ABS. Diamond Shine Finish* 1 Per Box. 4.63"H x 3.75"W x 6"D	00238 3	1	1.4	5	7.3 .06
	631PVC	PVC. Chrome Plated Finish on exposed parts 1 Per Box. 4.63"H x 3.75"W x 6"D	93585 8	1	1.2	5	6.5 .06
	631PVCDS	PVC. Diamond Shine Finish* 1 Per Box. 4.63"H x 3.75"W x 6"D	00234 5	1	1.4	5	7.3 .06
1 1/2" SCHEDULE 40 BATH DRAIN FOOT LOK STOP™ HALF PAK SINGLE HOLE FACE PLATE 3/8" THREADED SHAFT ON FOOT LOK STOP™ ASSEMBLY							
	631LAABS	ABS. Chrome Plated Finish on exposed parts Less Pipe and Tee. (L.A. Approved on ABS Only) 1 Per Box. 4.63"H x 3.75"W x 6"D	93582 7	1	1.4	5	7.3 .06
	631LAABSDS	ABS. Less Pipe and Tee. Diamond Shine Finish*. (L.A. Approved on ABS Only) 1 Per Box. 4.63"H x 3.75"W x 6"D	00245 1	1	1.4	5	7.3 .06
	631LAPVC	PVC. Chrome Plated Finish on exposed parts Less Pipe and Tee. (L.A. Approved on ABS Only) 1 Per Box. 4.63"H x 3.75"W x 6"D	93583 4	1	1.4	5	7.3 .06
	631LAPVCDS	PVC. Less Pipe and Tee. Diamond Shine Finish*. (L.A. Approved on ABS Only) 1 Per Box. 4.63"H x 3.75"W x 6"D	00246 8	1	1.4	5	7.3 .06
	640ABS	1 1/2" SCHEDULE 40 BATH DRAIN TRIPLEVER. WITH PIPE AND TEE ABS. Chrome Plated Finish on exposed parts 1 Per Box. 3"H x 7.25"W x 12.25"D	70341 9	1	2.5	5	12.5 .15

*Diamond Shine is Plumb Pak's tarnish free polished brass finish

Part Number	Item Description	UPC No. 046224	Box Qty	Box Wt	Ship Ctn Qty	Ship Ctn Wt	Ship Cubic Ft
CONTINUED							
1 1/2" SCHEDULE 40 BATH DRAIN TRIPLEVER. WITH PIPE AND TEE							
	640ABSDS	ABS. Diamond Shine Finish* 1 Per Box. 3"H x 7.25"W x 12.25"D	00273 4	1	2.5	5	12.5 .15
	640PVC	PVC. Chrome Plated Finish on exposed parts 1 Per Box. 3"H x 7.25"W x 12.25"D	70241 2	1	2.5	5	12.5 .15
	640PVCDS	PVC. Diamond Shine Finish* 1 Per Box. 3"H x 7.25"W x 12.25"D	00267 3	1	2.5	5	12.5 .15
1 1/2" SCHEDULE 40 BATH DRAIN TRIPLEVER HALF PAK WITH TEE. LESS PIPE FOR WHIRLPOOL AND GARDEN TUBS							
	641ABS	ABS. Chrome Plated Finish on exposed parts Linkage Adjustable from 14" to 21-11/16" 1 Per Box. 3"H x 7.25"W x 12.25"D	70265 8	1	2.2	5	11.5 .15
	641ABSDS	ABS. Linkage Adjustable from 14" to 21-11/16" Diamond Shine Finish* 1 Per Box. 3"H x 7.25"W x 12.25"D	00274 1	1	2.2	5	11.5 .15
	641PVC	PVC. Chrome Plated Finish on exposed parts Linkage Adjustable from 14" to 21-11/16" 1 Per Box. 3"H x 7.25"W x 12.25"D	70264 1	1	2.2	5	11.5 .15
	641PVCDS	PVC. Linkage Adjustable from 14" to 21-11/16" Diamond Shine Finish* 1 Per Box. 3"H x 7.25"W x 12.25"D	00263 5	1	2.2	5	11.5 .15
1 1/2" SCHEDULE 40 BATH DRAIN ROLLER BALL STOP. WITH PIPE AND TEE U.S. PATENT # 5,428,847							
	650ABS	ABS. Chrome Plated Finish on exposed parts Two hole face plate 1 Per Box. 3"H x 7.25"W x 12.25"D	70495 9	1	1.9	5	9.5 .15
	650PVC	PVC. Chrome Plated Finish on exposed parts Two hole face plate 1 Per Box. 3"H x 7.25"W x 12.25"D	70340 2	1	1.9	5	9.5 .15
	650PVCDS	PVC. Diamond Shine Finish* Two hole face plate 1 Per Box. 3"H x 7.25"W x 12.25"D	00242 0	1	1.9	5	9.5 .15

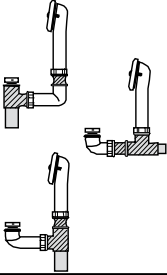
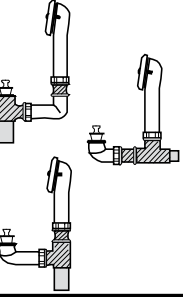
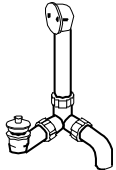
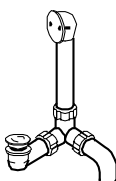
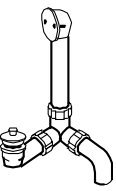
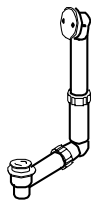
BATH DRAINS

Part Number	Item Description	UPC No.	Box Qty	Box Wt	Ship Ctn Qty	Ship Ctn Wt	Ship Cubic Ft
CONTINUED							
1 1/2" SCHEDULE 40 BATH DRAIN ROLLER BALL STOP. WITH PIPE AND TEE U.S. PATENT # 5,428,847							
	653ABS ABS. Chrome Plated Finish on exposed parts One hole face plate 1 Per Box. 3"H x 7.25"W x 12.25"D	70999 2	1	1.9	5	9.5	.15
	653PVC PVC. Chrome Plated Finish on exposed parts One Hole Face Plate 1 Per Box. 3"H x 7.25"W x 12.25"D	71000 4	1	1.9	5	9.5	.15
1 1/2" SCHEDULE 40 BATH DRAIN ROLLER BALL STOP HALF PAK LESS PIPE AND TEE U.S. PATENT # 5,428,847							
	651ABS ABS. Chrome Plated Finish on exposed parts 1 Per Box. 4.63"H x 3.75"W x 6"D	00651 0	1	1.4	5	7.5	.06
	651PVC PVC. Chrome Plated Finish on exposed parts 1 Per Box. 4.63"H x 3.75"W x 6"D	70368 6	1	1.4	5	7.5	.06
	651PVCDS PVC. Diamond Shine Finish* 1 Per Box. 4.63"H x 3.75"W x 6"D	00241 3	1	1.4	5	7.5	.06
	652ABS ABS. Chrome Plated Finish on exposed parts One Hole Face Plate 1 Per Box. 4.63"H x 3.75"W x 6"D	70749 3	1	1.5	5	7.7	.06
	652ABSDDS ABS. One Hole Face Plate Diamond Shine Finish* 1 Per Box. 4.63"H x 3.75"W x 6"D	00249 9	1	1.5	5	7.7	.06
	652PVC PVC. Chrome Plated Finish on exposed parts One Hole Face Plate 1 Per Box. 4.63"H x 3.75"W x 6"D	70336 5	1	1.5	5	7.7	.06
	652PVCDS PVC. One Hole Face Plate Diamond Shine Finish* 1 Per Box. 4.63"H x 3.75"W x 6"D	00248 2	1	1.5	5	7.7	.06
	645PVC PVC. Chrome Plated Finish on exposed parts 1 Per Box. 3"H x 8.25"W x 19.25"D	00645 9	1	3.7	5	18.7	.28

*Diamond Shine is Plumb Pak's tarnish free polished brass finish

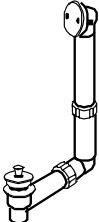

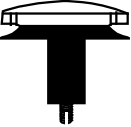
Part Number	Item Description	UPC No. 046224	Box Qty	Box Wt	Ship Ctn Qty	Ship Ctn Wt	Ship Cubic Ft
<p>CONTINUED CABLE DRIVEN BATH DRAIN 1 1/2" SCHEDULE 40 FITS MOST HOT TUBS, WHIRLPOOL TYPE AND REGULAR BATH 17" TO 22" DEEP</p>							
	645PVCDSPB PVC. Polished Brass on exposed parts 1 Per Box. 3"H x 8.25"W x 19.25"D	01582 6	1	3.7	5	18.7	.28
	645PVCDSBN PVC. Brushed Nickel on exposed parts 1 Per Box. 3"H x 8.25"W x 19.25"D	01377 8	1	3.7	5	18.7	.28
	645PVCWH PVC. White Finish on exposed parts 1 Per Box. 3"H x 8.25"W x 19.25"D	06451 0	1	3.7	5	18.7	.28
	645PVCBN PVC. Bone Finish on exposed parts 1 Per Box. 3"H x 8.25"W x 19.25"D	06453 4	1	3.7	5	18.7	.28
	645PVCBS PVC. Biscuit Finish on exposed parts 1 Per Box. 3"H x 8.25"W x 19.25"D	73666 0	1	3.7	5	18.7	.28
		645ABS ABS. Chrome Plated Finish on exposed parts 1 Per Box. 3"H x 8.25"W x 19.25"D	10645 6	1	3.7	5	18.7
645ABSPP ABS. Polished Brass Finish on exposed parts 1 Per Box. 3"H x 8.25"W x 19.25"D		16452 4	1	3.7	5	18.7	.28
645ABSDBN ABS. Brushed Nickel Finish on exposed parts 1 Per Box. 3"H x 8.25"W x 19.25"D		02106 3	1	3.7	5	18.7	.28
<p>1 1/2" O.D. PLASTIC BATH DRAIN TRIAD- LIFT 'N TURN A DIRECT DRAIN, BACK-OUTLET DRAIN AND A CONVENTIONAL DRAIN ALL IN ONE! U.S. PATENT NO. 4,920,582</p>							
	70W White. Chrome Plated Finish on exposed parts (Also Available in Antique and Polished Brass) 1 Per Box. 3"H x 7.25"W x 12.25"D	93666 4	1	2.6	5	13.5	.15
	70WDS White. Diamond Shine Finish* on exposed parts 1 Per Box. 3"H x 7.25"W x 12.25"D	00228 4	1	2.6	5	13.5	.15

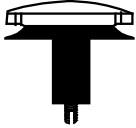

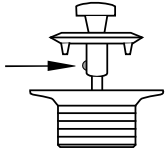
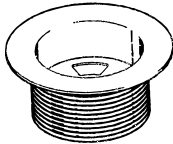

BATH DRAINS




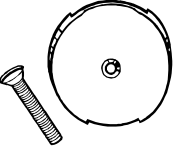

Part Number	Item Description	UPC No.	Box Qty	Box Wt	Ship Ctn Qty	Ship Ctn Wt	Ship Cubic Ft
	1 1/2" O.D. PLASTIC BATH DRAIN TRIAD - TIP TOE A DIRECT DRAIN, BACK-OUTLET DRAIN AND A CONVENTIONAL DRAIN ALL IN ONE! U.S. PATENT NO. 4,920,582	046224	1	1.7	5	8.5	.15
71W	White. Chrome Plated Finish on exposed parts 1 Per Box. 3"H x 7.25"W x 12.25"D	93707 4					
	1 1/2" O.D. PLASTIC BATH DRAIN TRIAD - ROLLER BALL STOP A DIRECT DRAIN, BACK-OUTLET DRAIN AND A CONVENTIONAL DRAIN ALL IN ONE! U.S. PATENT NO. 4,920,582						
86W	White. Chrome Plated Finish on exposed parts 1 Per Box. 3"H x 7.25"W x 12.25"D	70486 7	1	1.6	5	8.3	.15
86WDS	White. Diamond Shine Finish* on exposed parts 1 Per Box. 3"H x 7.25"W x 12.25"D	00247 5	1	1.6	5	8.3	.15
	1 1/2" O.D. PLASTIC BATH DRAIN SIDE OUTLET - LIFT 'N TURN						
72W	White. Chrome Plated Finish on exposed parts 1 Per Box. 3"H x 7.25"W x 12.25"D	70224 5	1	2.0	5	10.4	.15
	1 1/2" O.D. PLASTIC BATH DRAIN SIDE OUTLET - TIP TOE						
77W	White. Chrome Plated Finish on exposed parts (Also Available in Antique and Polished Brass) 1 Per Box. 3"H x 7.25"W x 12.25"D	70225 2	1	2.0	5	10.4	.15
	1 1/2" O.D. PLASTIC BATH DRAIN SIDE OUTLET - ROLLER BALL U.S. PATENT # 5,428,847						
87W	White. Chrome Plated Finish on exposed parts (Also Available in Polished Brass) 1 Per Box. 3"H x 7.25"W x 12.25"D	70378 5	1	2.0	5	10.4	.15
	1 1/2" O.D. PLASTIC BATH DRAIN DIRECT CONNECT FOOT LOK STOP™						
68W	White. Chrome Plated Finish on exposed parts (Also Available in Antique and Polished Brass) 1 Per Box. 3"H x 7.25"W x 12.25"D	93653 4	1	1.5	5	7.7	.15

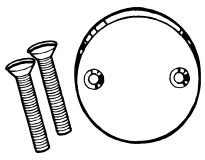
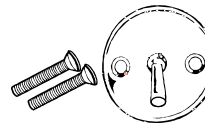
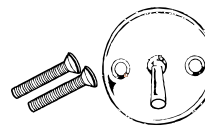
BATH DRAINS

*Diamond Shine is Plumb Pak's tarnish free polished brass finish

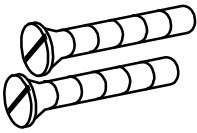
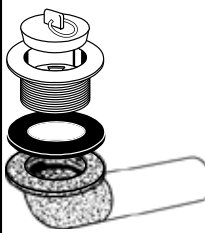
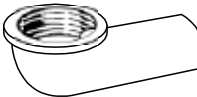

Part Number	Item Description	UPC No.	Box Qty	Box Wt	Ship Ctn Qty	Ship Ctn Wt	Ship Cubic Ft
	1 1/2" O.D. PLASTIC BATH DRAIN DIRECT CONNECT LIFT 'N TURN						
	69W White. Chrome Plated Finish on exposed parts 1 Per Box. 3"H x 7.25"W x 12.25"D	93662 6	1	1.5	5	7.7	.15
	69WDS White. Diamond Shine Finish* on exposed parts 1 Per Box. 3"H x 7.25"W x 12.25"D	00230 7	1	1.5	5	7.7	.15
FOOT LOK ASSEMBLIES & REPLACEMENT PARTS PUSH BUTTON TYPE WITH 5/16" THREAD SHAFT COMPLETE WITH CARTRIDGE AND STRAINER							
	PP826-20 Chrome Plated 1 Per Card. 5"H x 4"W	82620 0	6	3.8	24	15.2	.50
	PP22620PC Chrome Plated 1 Per Bag. 6.13"H x 7"W	22620 8	1	.58	5	3.2	.08
	PP22620PB Polished Brass 1 Per Bag. 6.13"H x 7"W	73820 6	1	.58	5	3.2	.08
	PP22620AN Antique Brass 1 Per Bag. 6.13"H x 7"W	74039 1	1	.58	5	3.2	.08
FOOT LOK STOP™ REPLACEMENT CARTRIDGE							
	PP826-21 5/16" Threaded shaft. Chrome Plated 1 Per Card. 5"H x 4"W	82621 7	6	.96	24	3.5	-
	PP22621PC 5/16" Threaded shaft. Chrome Plated 1 Per Bag. 6.13"H x 7"W	22621 5	1	1.1	10	11.6	.08
	PP22621PB 5/16" Threaded shaft. Polished Brass 1 Per Bag. 6.13"H x 7"W	73813 8	1	1.1	5	5.8	.08
	PP22621AN 5/16" Threaded shaft. Antique Brass 1 Per Bag. 6.13"H x 7"W	74041 4	1	1.1	5	5.8	.05
	PP863-50 3/8" Threaded shaft. Chrome Plated 1 Per Card. 5"H x 4"W	01443 0	6	6.2	24	24.8	-
	PP26350PC 3/8" Threaded shaft. Chrome Plated 1 Per Bag. 6.13"H x 7"W	26350 0	1	1.1	10	11.6	.08
	PP26350PB 3/8" Threaded shaft. Polished Brass 1 Per Bag. 6.13"H x 7"W	73812 1	1	1.1	5	5.8	.08

Part Number	Item Description	UPC No.	Box Qty	Box Wt	Ship Ctn Qty	Ship Ctn Wt	Ship Cubic Ft
CONTINUED							
FOOT LOK STOP™ REPLACEMENT CARTRIDGE							
	PP26350AN 3/8" Threaded shaft. Antique Brass 1 Per Bag. 6.13"H x 7"W	74040 7	1	1.1	5	5.8	.08
FOOT LOK STOP™ ASSEMBLY WASHER							
	PP863-11 Rubber washer for Foot Lok Stop™ assembly 1 Per Card. 3.75"H x 2.62"W	01442 3	6	.19	24	.82	-
	PP26311 Rubber washer for Foot Lok Stop™ assembly 1 Per Bag. 4"H x 5"W	26311 1	1	.03	10	.31	.08
ROLLER BALL ASSEMBLY							
U.S. PATENT # 5,428,847							
	PP826-34 Replacement assembly. Chrome Plated 1 Per Card. 5"H x 4"W	01440 9	6	3.9	24	15.9	-
	PP22634PC Replacement assembly. Chrome Plated 1 Per Bag. 6.13"H x 7"W	22634 5	1	.67	5	3.4	.08
	PP22634PB Replacement assembly. Polished Brass 1 Per Bag. 6.13"H x 7"W	73821 3	1	.67	5	3.4	.08
WASTE STRAINERS							
	PP26063 Strainer body for brass bath drains 1 Per Bag. 6.13"H x 7"W	26063 9	1	.11	5	.57	.08
	PP21082 Strainer body for plastic bath drains 1 Per Bag. 6.13"H x 7"W	21082 5	1	.09	5	.45	.08
	PP26351 West Coast strainer only. Fine thread 1 Per Bag. 6.13"H x 7"W	26351 7	1	.11	5	.57	.08
STRAINER COVERS							
	PP826-64 Strainer dome cover with screw Chrome Plated 1 Per Card. 4.25"H x 3.5"W	01441 6	6	.60	24	2.4	.08
	PP5064PC Strainer dome cover with screw Chrome Plated 1 Per Bag. 4"H x 5"W	73474 1	1	.10	15	1.7	.08
	PP5064PB Strainer dome cover with screw Polished Brass 1 Per Bag. 4"H x 5"W	73475 8	1	.10	15	1.7	.08



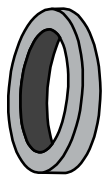
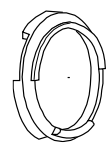


Part Number	Item Description	UPC No. 046224	Box Qty	Box Wt	Ship Ctn Qty	Ship Ctn Wt	Ship Cubic Ft
CONTINUED							
STRAINER COVERS							
	PP5064AN Strainer dome cover with screw Antique Brass 1 Per Bag. 4"H x 5"W	74043 8	1	.10	5	.85	.08
	PP22056 Snap-in strainer for Price Pfister Style Polished Chrome 1 Per Bag. 5"H x 3.75"W x 7.5"D	22056 5	1	1.1	10	11.3	.08
	PP22056PB Snap-in strainer for Price Pfister Style Polished Brass 1 Per Bag. 5"H x 3.75"W x 7.5"D	74074 2	1	1.1	10	11.3	.08
	PP22056AN Snap-in strainer for Price Pfister Style Antique Brass 1 Per Bag. 5"H x 3.75"W x 7.5"D	74053 7	1	1.1	5	5.7	.08
	PP22618 FACE PLATE WITH SCREW SINGLE HOLE WROUGHT OVERFLOW PLATE Chrome Plated. For Chain and Stopper 1 Per Bag. 4"H x 5"W	22618 5	1	.09	10	1.2	.08
	FACE PLATES						
	PP826-10 SINGLE HOLE FACE PLATE WITH SCREW Chrome Plated 1 Per Card. 5.5"H x 4.75"W	01434 8	6	.19	24	4.8	-
	PP826-10BN Brushed Nickel 1 Per Card. 5.5"H x 4.75"W	01433 1	6	.19	24	4.8	-
	PP22010PC Chrome Plated 1 Per Bag. 6.13"H x 7"W	22010 7	1	.19	10	2.1	.08
	PP22010PB Polished Brass 1 Per Bag. 6.13"H x 7"W	73817 6	1	.19	5	.46	.08
	PP22010AN Antique Brass 1 Per Bag. 6.13"H x 7"W	74042 1	1	.19	5	.46	.05
	PP26101 FACE PLATE WITH SCREW Old style. Chrome Plated 1 Per Bag. 6.3"H x 7"W	26101 8	1	.06	10	.91	.08

Part Number	Item Description	UPC No.	Box Qty	Box Wt	Ship Ctn Qty	Ship Ctn Wt	Ship Cubic Ft
TWO HOLE FACE PLATE WITH SCREWS							
PP826-11	Chrome Plated 1 Per Card. 5.5"H x 4.75"W	01436 2	6	.68	24	2.9	-
PP826-11BN	Brushed Nickel 1 Per Card. 5.5"H x 4.75"W	01435 5	6	.68	24	2.9	-
 PP22611PC	Chrome Plated 1 Per Bag. 6.13"H x 7"W	22611 6	1	.11	10	1.7	.08
PP22611PB	Polished Brass 1 Per Bag. 6.13"H x 7"W	73819 0	1	.16	5	1.1	.08
PP22611AN	Antique Brass 1 Per Bag. 6.13"H x 7"W	74047 6	1	.16	5	1.1	.08
TRIPLEVER STYLE FACE PLATE WITH SCREWS							
PP826-1	Chrome Plated 1 Per Card. 5.5"H x 4.62"W	82601 9	6	2.1	24	8.8	.72
PP826-1BN	Brushed Nickel 1 Per Card. 5.5"H x 4.62"W	01437 9	6	2.1	24	8.8	.72
 PP22601	Chrome Plated 1 Per Bag. 6.13"H x 8"W	22601 7	1	.20	10	2.2	.15
PP826-1AN	Antique Brass 1 Per Card. 6.88"H x 4.75"W	99968 3	1	.30	5	1.7	.72
PP22601AN	Antique Brass 1 Per Bag. 6.13"H x 8"W	74048 3	1	.20	5	1.3	.15
PP826-1PB	Polished Brass 1 Per Card. 6.88"H x 4.75"W	99985 0	1	.30	5	1.7	-
PP22601PB	Polished Brass 1 Per Bag. 6.13"H x 7"W	73818 3	1	.20	5	1.3	.08
 PP22602	For Price Pfister. Chrome Plated 1 Per Bag. 9"H x 3.75"W x 7.5"D	22602 4	1	.20	10	2.6	-
PP22602PB	For Price Pfister. Polished Brass 1 Per Bag. 9"H x 3.75"W x 7.5"D	74087 2	1	.20	10	2.6	-
PP22602AN	For Price Pfister. Antique Brass 1 Per Bag. 9"H x 3.75"W x 7.5"D	74083 4	1	.20	5	1.3	-


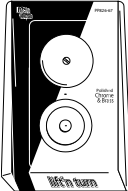
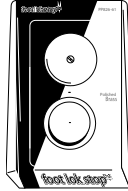
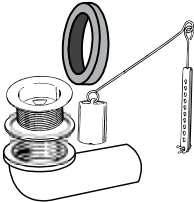
BATH DRAINS

Part Number	Item Description	UPC No. 046224	Box Qty	Box Wt	Ship Ctn Qty	Ship Ctn Wt	Ship Cubic Ft	
FACE PLATE SCREWS								
	PP22612	Chrome Plated 2 Per Bag. 4.88"H x 3.75"W	22612 3	1	.20	5	1.3	.60
	PP22612PB	Polished Brass 2 Per Bag. 4.88"H x 3.75"W	73814 5	1	.20	5	1.3	.08
	PP22612AN	Antique Brass 2 Per Bag. 4.88"H x 3.75"W	74038 4	1	.20	5	1.3	.08
WASTE SHOES - WITH STRAINER								
	PP27091	1 ³ / ₈ " Waste Shoe with strainer and rubber Stopper for 600, 601, 602 1 Per Bag. 6.13"H x 7"W	27091 1	1	1.1	5	5.8	.31
	PP27093	1 ¹ / ₂ " Fine thread waste shoe with strainer and Grid for 606, 607, 609, 615 1 Per Bag. 6.13"H x 7"W	27093 5	1	.75	5	3.8	.31
	PP26141	1 ¹ / ₂ " Waste Shoe. Coarse thread with strainer and grid 1 Per Bag. 9"H x 13.5"W	26141 4	1	1.4	5	7.2	.31
PLASTIC WASTE SHOE								
	PP22646	White. 1 ¹ / ₂ " O.D. x 6 ¹ / ₂ " For plastic bath drain 1 Per Bag. 7"H x 9.5"W	22646 8	1	.20	5	1.3	.31
LINKAGE ASSEMBLIES								
	PP606-23	White. For Triplever 6" Eye Wire. 10-32 Brass eye bolt. Brass clevis plunger 1 Per Card. 9.25"H x 2.875"W	01446 1	6	.90	24	3.6	-
	PP22633	White. For Triplever 6" Eye Wire. 10-32 Brass eye bolt. Brass clevis plunger 1 Per Bag. 4.5"H x 10.5"W	22633 8	1	.15	10	1.7	.15
	PP606-22	Brass. For Triplever 1 Per Card. 9.25"H x 2.875"W	01445 4	6	.72	24	2.9	-
	PP22632	Brass. For Triplever 1 Per Bag. 4.5"H x 10.5"W	22632 1	1	.30	10	3.2	.15





BATH DRAINS

Part Number	Item Description	UPC No.	Box Qty	Box Wt	Ship Ctn Qty	Ship Ctn Wt	Ship Cubic Ft
	QUICK LINKAGE ASSEMBLY For Triplever. Adjusts from 1" to 14 ³ / ₄ ". White plunger 1 Per Bag. 4.5"H x 16"W	24014 3	1	.20	5	1.3	.23
	PP24114 For Triplever half pak. Adjustable from 14" to 21 ¹¹ / ₁₆ ". White plunger 1 Per Bag. 4.5"H x 16"W	24114 0	1	.20	5	1.3	.23
	REPLACEMENT WASHERS PP22879 Washer for 1 ³ / ₈ " Bath Waste Strainer 1 Per Bag. 4"H x 5"W	22879 0	1	.10	10	1.2	.08
	PP826-22 Washer for 1 ¹ / ₂ " Bath Waste Strainer 1 Per Card. 4.25"H x 3.5"W	01439 3	6	.30	24	1.3	-
	PP22622 Washer for 1 ¹ / ₂ " Bath Waste Strainer 1 Per Bag. 4"H x 5"W	22622 2	1	.05	10	.60	.08
	PP826-4 Overflow Washer. Flat Type. Sponge 1 Per Card. 5"H x 4"W	82604 0	6	.72	24	2.9	.33
	PP826-3 Overflow Washer. Beveled Type. Rubber 1 Per Card. 5"H x 4"W	82603 3	6	.70	24	2.8	.12
	PP22603 Overflow Washer. Beveled Type. Rubber 1 Per Bag. 6.13"H x 8"W	22603 1	1	.10	10	1.2	.08
	PP821-39 Overflow Washer. Rubber Clip On Washer 1 Per Card. 5.375"H x 4.625"W	01426 3	6	.12	24	.48	-
	PP21309 Overflow Washer. Rubber Clip On Washer 1 Per Bag. 6.13"H x 8"W	21309 3	1	.02	10	.32	.08
	SLIP JOINT NUTS PP25538 1 ¹ / ₄ " x 1 ³ / ₈ " Slip Joint Nut with Washer 1 Per Bag. 4"H x 6"W	25538 3	1	.07	5	.37	.08
	PP25537 1 ¹ / ₂ " x 1 ³ / ₈ " Slip Joint Nut with Washer 1 Per Bag. 4"H x 6"W	25537 6	1	.09	10	1.2	.08



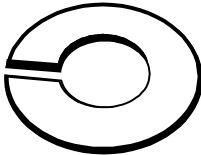
BATH DRAINS

Part Number	Item Description	UPC No. 046224	Box Qty	Box Wt	Ship Ctn Qty	Ship Ctn Wt	Ship Cubic Ft
TRIM KITS FOR 1³/₈ OR 1¹/₂" BATHDRAINS INCLUDES FACEPLATE, STRAINER, CONVERSION BUSHING AND FACE PLATE CONVERTER							
	PP826-65 Triplever Trim Kit. Chrome Plated 1 Per Clamshell. 10"H x 6"W x 2.75"D	82665 1	1	.86	6	5.2	.62
	PP826-60 Triplever Trim Kit. Polished Brass 1 Per Clamshell. 10"H x 6"W x 2.75"D	82660 6	1	.86	6	5.2	.62
	PP826-72 Triplever Trim Kit. Chrome Plated & Brass 1 Per Clamshell. 10"H x 6"W x 2.75"D	82672 9	1	.86	6	5.2	.62
	PP826-77 Triplever Trim Kit. White 1 Per Clamshell. 10"H x 6"W x 2.75"D	82677 4	1	.86	6	5.2	.62
	PP826-67 Lift 'N Turn Trim Kit. Chrome Plated 1 Per Clamshell. 10"H x 6"W x 2.75"D	82667 5	1	.98	6	5.9	.62
	PP826-62 Lift 'N Turn Trim Kit. Polished Brass 1 Per Clamshell. 10"H x 6"W x 2.75"D	82662 0	1	.98	6	5.9	.62
	PP826-74 Lift 'N Turn Trim Kit. Chrome Plated & Brass 1 Per Clamshell. 10"H x 6"W x 2.75"D	82674 3	1	.98	6	5.9	.62
	PP826-76 Lift 'N Turn Trim Kit. White 1 Per Clamshell. 10"H x 6"W x 2.75"D	82676 7	1	.98	6	5.9	.62
	PP826-66 Foot Lok Stop™ Trim Kit. Chrome Plated 1 Per Clamshell. 10"H x 6"W x 2.75"D	82666 8	1	.94	6	5.6	.62
	PP826-61 Foot Lok Stop™ Trim Kit. Polished Brass 1 Per Clamshell. 10"H x 6"W x 2.75"D	82661 3	1	.94	6	5.6	.62
	PP826-75 Foot Lok Stop™ Trim Kit. White 1 Per Clamshell. 10"H x 6"W x 2.75"D	82675 0	1	.94	6	5.6	.62
BATHDRAIN HALF PAK FORMS A COMPLETE BATHDRAIN WHEN ASSEMBLED WITH TRIM KIT							
	PP22670 Plastic. Includes: Overflow, Tee, Waste Shoe and Plunger 1 Per Bag. 12"H x 6"W	22670 3	1	.72	10	.72	1.02
	PP22675 Brass. Includes: Overflow, Tee, Waste Shoe and Plunger 1 Per Bag. 12"H x 6"W	22675 8	1	2.9	10	29.7	1.87

BATH DRAINS

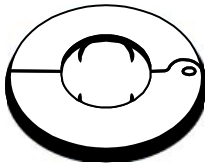
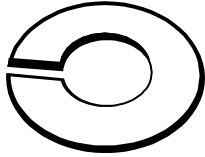
Part Number	Item Description	UPC No.	Box Qty	Box Wt	Ship Ctn Qty	Ship Ctn Wt	Ship Cubic Ft
SHALLOW FLANGES							
SLIPS 3/8" I.P.S. OR 1/2" COPPER							
	PP90PC	Chrome Plated 1 Per Card. 4.25"H x 3.5"W	00090 7	6	.40	24	1.6 .35
	PP90PB	Polished Brass 1 Per Card. 4.25"H x 3.5"W	99990 4	6	.40	24	1.6 .35
	PP20290	Chrome Plated 1 Per Bag. 5.5"H x 4"W	20290 5	-	-	25	1.2 .17
SHALLOW FLANGES. SLIPS 1/2" I.P.S.							
	PP91PC	Chrome Plated 1 Per Card. 4.25"H x 3.5"W	00091 4	6	.39	24	1.6 .35
	PP91PB	Polished Brass 1 Per Card. 4.25"H x 3.5"W	99991 1	6	.39	24	1.6 .35
	PP20291	Chrome Plated 1 Per Bag. 5.5"H x 4"W	20291 2	-	-	25	1.2 .17
SHALLOW FLANGES							
	PP802-88	Slips 1/2" Nom. Copper. Chrome Plated 1 Per Card. 4.25"H x 3.5"W	01484 3	6	.30	24	1.3 .35
	PP20288	Slips 1/2" Nom. Copper. Chrome Plated 1 Per Bag. 7.5"H x 3.75"W x 5"D	70528 4	-	-	10	.34 .35
	PP802-89	Slips 3/4" Nom. Copper. Chrome Plated 1 Per Card. 4.25"H x 3.5"W	01485 0	6	.30	24	1.3 .17
	PP20289	Slips 3/4" Nom. Copper. Chrome Plated 1 Per Bag. 7.5"H x 3.75"W x 5"D	20289 9	-	-	10	.34 .17
SHALLOW FLANGES. PLASTIC							
	PP21136	Slips 3/8" Nom. Copper. White 1 Per Bag. 7.5"H x 3.75"W x 5"D	21136 5	-	-	25	.45 .08
	PP808-84	Slips 1/2" Nom. Copper. White 1 Per Card. 4.25"H x 3.5"W	01488 1	6	.15	24	.60 .35
	PP20884	Slips 1/2" Nom. Copper. White 1 Per Bag. 7.5"H x 3.75"W x 9"D	20884 6	-	-	25	.45 .15
	PP823-00	Slips 1/2" I.P.S. White 1 Per Card. 4.25"H x 3.5"W	01677 9	6	-	24	.54 .08

WATER SUPPLIES

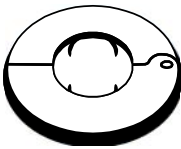
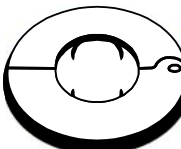
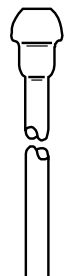
Part Number	Item Description	UPC No. 046224	Box Qty	Box Wt	Ship Ctn Qty	Ship Ctn Wt	Ship Cubic Ft
CONTINUED							
SHALLOW FLANGES. PLASTIC							
PP20300	Slips 1/2" I.P.S. White 1 Per Bag. 7.5"H x 3.75"W x 5"D	20300 1	-	-	25	.56	.08
PP803-01	Slips 3/4" Nom. Copper. White 1 Per Card. 4.25"H x 3.5"W	01486 7	6	.20	24	.70	.15
 PP20301	Slips 3/4" Nom. Copper. White 1 Per Bag. 7.5"H x 3.75"W x 9"D	20301 8	-	-	25	.69	.15
PP808-82	Slips 3/4" I.P.S. White 1 Per Card. 4.25"H x 3.5"W	01487 4	6	.14	24	.54	.08
PP20882	Slips 3/4" I.P.S. White 1 Per Bag. 7.5"H x 3.75"W x 5"D	20882 2	-	-	25	.56	.08
DEEP FLANGES							
PP93PC	3/8" O.D. Chrome Plated 1 Per Card. 4.75"H x 3.75"W	00093 8	6	.53	24	2.3	.35
PP20293	3/8" O.D. Chrome Plated 1 Per Bag. 5.5"H x 4"W	20293 6	-	-	15	.83	.17
 PP94PC	1/2" O.D. Chrome Plated 1 Per Card. 4.75"H x 3.75"W	00094 5	6	.53	24	2.3	.35
PP20294	1/2" O.D. Chrome Plated 1 Per Bag. 5.5"H x 4"W	20294 3	-	-	15	.83	.17
PP99PC	5/8" O.D. Chrome Plated 1 Per Card. 4.75"H x 3.75"W	00866 8	6	.14	24	.54	.35
PP92PC	1/2" I.P.S. Chrome Plated 1 Per Card. 4.75"H x 3.75"W	00092 1	6	.30	24	1.3	.35
FLOOR AND CEILING PLATES							
CHROME PLATED PLASTIC							
 PP20112	1/2" Nom. Copper. Chrome Plated 1 Per Bag. 7.5"H x 3.75"W x 9"D	20112 0	-	-	25	.27	.15
PP20113	1/2" I.P.S. Chrome Plated 1 Per Bag. 7.5"H x 3.75"W x 5"D	20113 7	-	-	25	.27	.08
PP811-34	3/4" Nom. Copper. Chrome Plated 1 Per Card. 4.25"H x 3.5"W	01491 1	6	.15	24	.60	.08




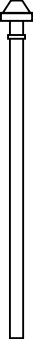
WATER SUPPLIES

Part Number	Item Description	UPC No. 046224	Box Qty	Box Wt	Ship Ctn Qty	Ship Ctn Wt	Ship Cubic Ft
CONTINUED							
FLOOR AND CEILING PLATES							
CHROME PLATED PLASTIC							
PP21134	3/4" Nom. Copper. Chrome Plated 1 Per Bag. 7.5"H x 3.75"W x 5"D	21134 1	-	-	25	.60	.08
PP811-35	3/4" I.P.S. Chrome Plated Per Card. 4.25"H x 3.5"W	01492 8	6	.13	24	.53	.15
PP21135	3/4" I.P.S. Chrome Plated 1 Per Bag. 7.5"H x 3.75"W x 9"D	21135 8	-	-	25	.54	.15
PP811-10	1" Nom. Copper. Chrome Plated 1 Per Card. 4.25"H x 3.5"W	01489 8	6	.15	24	.59	.08
PP21110	1" Nom. Copper. Chrome Plated 1 Per Bag. 7.5"H x 3.75"W x 5"D	21110 5	-	-	25	.69	.08
PP811-31	1" I.P.S. Chrome Plated 1 Per Card. 4.25"H x 3.5"W	01490 4	6	.11	24	.45	.15
PP21131	1" I.P.S. Chrome Plated 1 Per Bag. 7.5"H x 3.75"W x 9"D	21131 0	-	-	25	.69	.15
HINGED FLOOR & CEILING PLATES							
FOR I.P.S.							
PP857-2	3/8". Chrome Plated 1 Per Card. 4.25"H x 3.5"W	01482 9	6	.17	24	.66	.15
PP25702	3/8". Chrome Plated 1 Per Bag. 4"H x 5"W	25702 8	-	-	25	2.1	.15
PP101-3/8	3/8". Chrome Plated 10 Per Box. 4.19"H x 2.94"W x 2.97"D	10138 3	-	-	10	.05	.23
PP857-1	1/2". Chrome Plated 1 Per Card. 4.25"H x 3.5"W	85701 3	6	.62	24	2.5	.15
PP25701	1/2". Chrome Plated 1 Per Bag. 4"H x 5"W	25701 1	-	-	25	2.4	.15
PP101-1/2	1/2". Chrome Plated 10 Per Box. 4.19"H x 2.94"W x 2.97"D	10112 3	-	-	10	.05	.23
PP857-3	3/4". Chrome Plated 1 Per Card. 4.25"H x 3.5"W	01483 6	6	.15	24	.60	.17

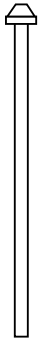








WATER SUPPLIES

Part Number	Item Description	UPC No. 046224	Box Qty	Box Wt	Ship Ctn Qty	Ship Ctn Wt	Ship Cubic Ft
CONTINUED							
HINGED FLOOR & CEILING PLATES FOR I.P.S.							
	PP25703	3/4". Chrome Plated 1 Per Bag. 4"H x 5"W	25703 5	-	-	10	.05 .17
	PP101-3/4	3/4". Chrome Plated 10 Per Box. 4.19"H x 2.94"W x 2.97"D	10134 5	-	-	10	.05 .23
	PP101-1	1". Chrome Plated 10 Per Box. 4.19"H x 2.94"W x 2.97"D	10101 7	-	-	10	.05 .23
	PP857-4	1 1/2". Chrome Plated 1 Per Card. 6.625"H x 5.625"W	02197 1	6	.62	24	2.5 -
	PP857-5	2". Chrome Plated 1 Per Card. 6.625"H x 5.625"W	02196 4	6	.90	24	3.6 -
HINGED FLOOR & CEILING PLATES FOR COPPER TUBE							
	PP106-1/2	1/2". Chrome Plated 10 Per Box. 4.19"H x 2.94"W x 2.97"D	90761 9	-	-	10	.75 .23
	PP106-3/4	3/4". Chrome Plated 10 Per Box. 4.19"H x .94"W x 2.97"D	90762 6	-	-	10	1.0 .23
SMOOTH LAVATORY SUPPLY TUBES. 3/8" O.D.							
	PP40-12PC	3/8" O.D. x 12". Chrome Plated 1 Per Hangtag. 15"H x 1.5"W	04012 5	5	.89	25	4.6 .32
	PP40-12PB	3/8" O.D. x 12". Polished Brass 1 Per Hangtag. 15"H x 1.5"W	99941 6	6	.72	24	2.9 .32
	PP7200PC	3/8" O.D. x 12". Chrome Plated 10 Per Box. 14.75"H x 2.88"W x 2.25"D	07200 3	-	-	10	1.3 .32
	PP40-20PC	3/8" O.D. x 20". Chrome Plated 1 Per Hangtag. 23"H x 1.5"W	04020 0	5	1.6	25	7.9 .64
	PP40-20PB	3/8" O.D. x 20". Polished Brass 1 Per Hangtag. 23"H x 1.5"W	99942 3	6	2.1	24	8.3 .64
	PP7201PC	3/8" O.D. x 20". Chrome Plated 10 Per Box. 22.63"H x 2.88"W x 2.25"D	07201 0	-	-	10	2.2 .64
	PP40-30PC	3/8" O.D. x 30". Chrome Plated 1 Per Hangtag. 33"H x 1.5"W	04030 9	5	1.9	25	9.7 .67





Part Number	Item Description	UPC No.	Box Qty	Box Wt	Ship Ctn Qty	Ship Ctn Wt	Ship Cubic Ft
CONTINUED							
SMOOTH LAVATORY SUPPLY TUBES. 3/8" O.D.							
	PP7202PC	3/8" O.D. x 30". Chrome Plated 10 Per Box. 17"H x 4.25"W x 2.25"D	07202 7	-	-	10	3.1 1.65
	PP7203PC	3/8" O.D. x 36". Chrome Plated 10 Per Box. 37"H x 2.5"W x 2.25"D	07203 4	-	-	10	3.8 1.65
SMOOTH TOILET SUPPLY TUBES. 3/8" O.D.							
	PP30-12PC	3/8" O.D. x 12". Chrome Plated 1 Per Hangtag. 15"H x 1.5"W	03012 6	5	.91	25	4.5 .32
	PP30-12PB	3/8" O.D. x 12". Polished Brass 1 Per Hangtag. 15"H x 1.5"W	99944 7	6	1.1	24	4.4 .32
	PP7204PC	3/8" O.D. x 12". Chrome Plated 10 Per Box. 14.75"H x 2.88"W x 2.25"D	07204 1	-	-	10	1.5 .32
	PP30-20PC	3/8" O.D. x 20". Chrome Plated 1 Per Hangtag. 23"H x 1.5"W	03020 1	5	1.5	25	7.3 .64
	PP30-20PB	3/8" O.D. x 20". Polished Brass 1 Per Hangtag. 23"H x 1.5"W	99945 4	6	1.9	24	8.2 .64
	PP7205PC	3/8" O.D. x 20. Chrome Plated 10 Per Box. 22.63"H x 2.88"W x 2.25"D	07205 8	-	-	10	2.2 .64
	SMOOTH TOILET SUPPLY TUBES. 1/2" O.D.						
	PP7305PC	1/2" O.D. x 20". Chrome Plated 10 Per Box. 22.63"H x 2.88"W x 2.25"D	07305 5	-	-	10	2.3 .64
	POLYBUTYLENE LAVATORY SUPPLY TUBES						
	3/8" O.D.						
	PP70-1	3/8" O.D. x 12" 1 Per Hangtag. 15"H x 1.5"W	00701 2	5	.50	25	2.5 .32
	PP70-2	3/8" O.D. x 15" 1 Per Hangtag. 18"H x 1.5"W	00702 9	5	.68	25	3.4 .64
	PP70-3	3/8" O.D. x 20" 1 Per Hangtag. 23"H x 1.5"W	00703 6	5	.76	25	3.8 .64
PP70-7	3/8" O.D. x 30" 1 Per Hangtag. 33"H x 1.5"W	00707 4	5	.81	25	4.2 .67	





WATER SUPPLIES

Part Number	Item Description	UPC No. 046224	Box Qty	Box Wt	Ship Ctn Qty	Ship Ctn Wt	Ship Cubic Ft	
POLYBUTYLENE TOILET SUPPLY TUBES								
	3/8" O.D.							
	PP70-4	3/8" O.D. x 12" 1 Per Hangtag. 15"H x 1.5"W	00704 3	5	.51	25	2.6	.32
	PP70-5	3/8" O.D. x 15" 1 Per Hangtag. 18"H x 1.5"W	00705 0	5	.69	25	3.4	.64
PP70-6	3/8" O.D. x 20" 1 Per Hangtag. 23"H x 1.5"W	00706 7	5	.77	25	3.8	.64	
E-Z FAUCET SUPPLY TUBES. VINYL								
	3/8" COMP. X 1/2" F.I.P.							
	PP23860	12" 1 Per Hangtag. 15"H x 1.5"W	23860 7	-	-	25	5.2	.32
	PP23861	16" 1 Per Hangtag. 19"H x 1.5"W	23861 4	-	-	25	5.9	.34
	PP23862	20" 1 Per Hangtag. 23"H x 1.5"W	23862 1	-	-	25	6.7	.34
	PP23863	36" 1 Per Hangtag. 39"H x 1.5"W	23863 8	-	-	25	9.9	1.87
	PP23869	48" 1 Per Hangtag. 51"H x 1.5"W	23869 0	-	-	25	9.0	1.54
E-Z FAUCET SUPPLY TUBES. VINYL								
	1/2" F.I.P. X 1/2" F.I.P.							
	PP23883	12" 1 Per Hangtag. 15"H x 1.5"W	23883 6	-	-	25	6.5	.23
	PP23884	16" 1 Per Hangtag. 19"H x 1.5"W	23884 3	-	-	25	7.2	.34
	PP23885	20" 1 Per Hangtag. 23"H x 1.5"W	70572 7	-	-	25	8.0	.34
	PP23453	36" 1 Per Hangtag. 39"H x 1.5"W	23453 1	-	-	25	11.4	1.87
	PP23888	48" 1 Per Hangtag. 51"H x 1.5"W	23888 1	-	-	25	9.0	1.54




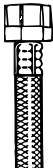
Part Number	Item Description	UPC No. 046224	Box Qty	Box Wt	Ship Ctn Qty	Ship Ctn Wt	Ship Cubic Ft
E-Z FAUCET SUPPLY TUBES. VINYL							
1/2" COMP. X 1/2" F.I.P.							
	PP23865	12" 1 Per Hangtag. 15"H x 1.5"W	23865 2	-	-	25	5.5 .23
	PP23866	16" 1 Per Hangtag. 19"H x 1.5"W	23866 9	-	-	25	6.9 .34
	PP23867	20" 1 Per Hangtag. 23"H x 1.5"W	23867 6	-	-	25	8.0 .34
	PP23868	36" 1 Per Hangtag. 39"H x 1.5"W	23868 3	-	-	25	10.9 1.87
E-Z TOILET SUPPLY TUBES. VINYL							
3/8" COMP. X 7/8" BALLCOCK							
	PP23870	9" 1 Per Hangtag. 12"H x 1.5"W	23870 6	-	-	25	6.0 .23
	PP23871	12" 1 Per Hangtag. 15"H x 1.5"W	23871 3	-	-	25	6.7 .23
	PP23873	16" 1 Per Hangtag. 19"H x 1.5"W	23873 7	-	-	25	7.4 .34
	PP23872	20" 1 Per Hangtag. 23"H x 1.5"W	23872 0	-	-	25	8.1 .34
E-Z TOILET SUPPLY TUBES. VINYL							
1/2" COMP. X 7/8" BALLCOCK							
	PP23874	9" 1 Per Hangtag. 12"H x 1.5"W	23874 4	-	-	25	4.3 .23
	PP23875	12" 1 Per Hangtag. 15"H x 1.5"W	23875 1	-	-	25	4.6 .23
	PP23877	16" 1 Per Hangtag. 19"H x 1.5"W	23877 5	-	-	25	5.0 .34
	PP23876	20" 1 Per Hangtag. 23"H x 1.5"W	23876 8	-	-	25	6.0 .34
E-Z TOILET SUPPLY TUBES. VINYL							
1/2" F.I.P. X 7/8" BALLCOCK							
	PP23882	12" 1 Per Hangtag. 15"H x 1.5"W	70571 0	-	-	25	5.6 .23

WATER SUPPLIES





Part Number	Item Description	UPC No. 046224	Box Qty	Box Wt	Ship Ctn Qty	Ship Ctn Wt	Ship Cubic Ft
E-Z FAUCET SUPPLY TUBES. STAINLESS STEEL							
3/8" COMP. X 1/2" F.I.P.							
	PP23801	12" Long 1 Per Hangtag. 15"H x 1.5"W	23801 0	-	-	25	5.5 .23
	PP23802	16" Long 1 Per Hangtag. 19"H x 1.5"W	23802 7	-	-	25	7.7 .34
	PP23803	20" Long 1 Per Hangtag. 23"H x 1.5"W	23803 4	-	-	25	9.4 .34
	PP23808	30" Long 1 Per Hangtag. 33"H x 1.5"W	23808 9	-	-	10	5.0 1.87
	PP23815	36" Long 1 Per Hangtag. 39"H x 1.5"W	23815 7	-	-	10	11.0 1.87
E-Z FAUCET SUPPLY TUBES. STAINLESS STEEL							
3/8" COMP. X DELTA							
	PP23850	12" 1 Per Hangtag. 15"H x 1.5"W	23850 8	-	-	25	7.2 .23
	PP23852	16" 1 Per Hangtag. 19"H x 1.5"W	00745 6	-	-	25	9.0 .34
	PP23851	20" 1 Per Hangtag. 23"H x 1.5"W	23851 5	-	-	25	9.4 .34
E-Z FAUCET SUPPLY TUBES. STAINLESS STEEL							
7/16" COMP. X 1/2" F.I.P.							
	PP23819	12" 1 Per Hangtag. 15"H x 1.5"W	23819 5	-	-	25	5.0 .23
	PP23824	16" 1 Per Hangtag. 19"H x 1.5"W	00735 7	-	-	25	8.3 .34
	PP23825	20" 1 Per Hangtag. 23"H x 1.5"W	00736 4	-	-	25	9.0 .34
E-Z FAUCET SUPPLY TUBES. STAINLESS STEEL							
1/2" COMP. X 1/2" F.I.P.							
	PP23810	12" 1 Per Hangtag. 15"H x 1.5"W	23810 2	-	-	25	6.1 .23
	PP23811	16" 1 Per Hangtag. 19"H x 1.5"W	23811 9	-	-	25	8.3 .34

Part Number	Item Description	UPC No.	Box Qty	Box Wt	Ship Ctn Qty	Ship Ctn Wt	Ship Cubic Ft
CONTINUED							
E-Z FAUCET SUPPLY TUBES. STAINLESS STEEL							
1/2" COMP. X 1/2" F.I.P.							
	PP23840	20" 1 Per Hangtag. 23"H x 1.5"W	23840 9	-	-	25	9.4 .34
	PP23839	30" Long 1 Per Hangtag. 33"H x 1.5"W	00777 7	-	-	10	5.0 2.6
E-Z FAUCET SUPPLY TUBES. STAINLESS STEEL							
1/2" F.I.P. X 1/2" F.I.P.							
	PP23816	12" 1 Per Hangtag. 15"H x 1.5"W	23816 4	-	-	25	7.2 .23
	PP23817	16" 1 Per Hangtag. 19"H x 1.5"W	23817 1	-	-	25	8.3 .34
	PP23818	20" 1 Per Hangtag. 23"H x 1.5"W	23818 8	-	-	25	8.8 .34
	PP23799	30" 1 Per Hangtag. 33"H x 1.5"W	00776 0	-	-	10	5.8 .23
E-Z FAUCET SUPPLY TUBE. STAINLESS STEEL							
3/8" COMP. X 3/8" COMP.							
	PP23809	12" 1 Per Hangtag. 15"H x 1.5"W	00733 3	-	-	25	5.0 .23
	PP23800	20" 1 Per Hangtag. 23"H x 1.5"W	00734 0	-	-	25	7.7 .23
E-Z FAUCET SUPPLY TUBE. STAINLESS STEEL							
3/8" FINE THREAD FLARE X 1/2" F.I.P.							
	PP23829	12" 1 Per Hangtag. 15"H x 1.5"W	00740 1	-	-	25	8.0 .23
	PP23841	20" 1 Per Hangtag. 23"H x 1.5"W	23841 6	-	-	25	8.2 .23
	PP23846	30" 1 Per Hangtag. 33"H x 1.5"W	00741 8	-	-	10	8.8 .23



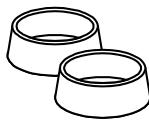

WATER SUPPLIES


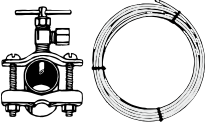
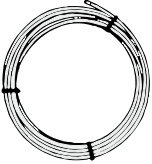
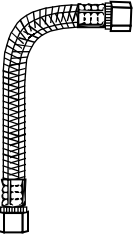
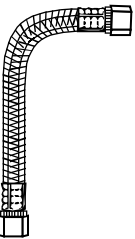
Part Number	Item Description	UPC No. 046224	Box Qty	Box Wt	Ship Ctn Qty	Ship Ctn Wt	Ship Cubic Ft	
E-Z FAUCET SUPPLY TUBE. STAINLESS STEEL								
1/2" FINE THREAD FLARE X 1/2" F.I.P.								
	PP23847	12"						
		1 Per Hangtag. 15"H x 1.5"W	00742 5	-	-	25	8.0	.23
	PP23848	20"						
		1 Per Hangtag. 23"H x 1.5"W	00743 2	-	-	25	9.0	.23
PP23849	30"							
	1 Per Hangtag. 33"H x 1.5"W	00744 9	-	-	10	9.3	.23	
E-Z FAUCET SUPPLY TUBE. STAINLESS STEEL								
3/8" FINE THREAD FLARE X 3/8" COMP.								
	PP23826	12"						
		1 Per Hangtag. 15"H x 1.5"W	00737 1	-	-	25	8.0	.23
	PP23827	20"						
	1 Per Hangtag. 23"H x 1.5"W	00738 8	-	-	25	8.2	.23	
PP23828	30"							
	1 Per Hangtag. 33"H x 1.5"W	00739 5	-	-	10	8.8	.23	
E-Z TOILET SUPPLY TUBES. STAINLESS STEEL								
3/8" COMP. X 7/8" BALLCOCK								
	PP23804	9"						
		1 Per Hangtag. 12"H x 1.5"W	23804 1	-	-	25	3.9	.23
	PP23805	12"						
		1 Per Hangtag. 15"H x 1.5"W	23805 8	-	-	25	6.1	.23
PP23807	16"							
	1 Per Hangtag. 19"H x 1.5"W	23807 2	-	-	25	6.6	.34	
PP23806	20"							
	1 Per Hangtag. 23"H x 1.5"W	23806 5	-	-	25	7.7	.34	
E-Z TOILET SUPPLY TUBES. STAINLESS STEEL								
7/16" COMP. X 7/8" BALLCOCK								
	PP23853	12"						
		1 Per Hangtag. 15"H x 1.5"W	00746 3	-	-	25	7.0	.23

WATER SUPPLIES

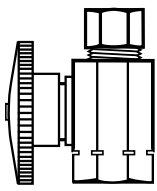
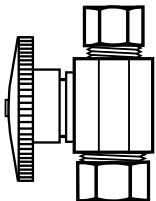
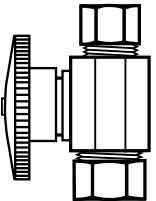
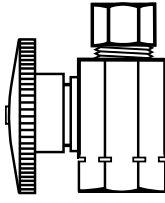
Part Number	Item Description	UPC No.	Box Qty	Box Wt	Ship Ctn Qty	Ship Ctn Wt	Ship Cubic Ft
E-Z TOILET SUPPLY TUBES. STAINLESS STEEL							
1/2" F.I.P. X 7/8" BALLCOCK							
	PP23813	9" 1 Per Hangtag. 12"H x 1.5"W	23813 3	-	-	25	5.0 .23
	PP23812	12" 1 Per Hangtag. 15"H x 1.5"W	23812 6	-	-	25	6.1 .23
	PP23814	16" 1 Per Hangtag. 19"H x 1.5"W	23814 0	-	-	25	6.7 .34
	PP23838	20" 1 Per Hangtag. 23"H x 1.5"W	00807 1	-	-	25	8.2 .68
E-Z TOILET SUPPLY TUBES. STAINLESS STEEL							
1/2" COMP. X 7/8" BALLCOCK							
	PP23842	9" 1 Per Hangtag. 12"H x 1.5"W	23842 3	-	-	25	5.0 .23
	PP23843	12" 1 Per Hangtag. 15"H x 1.5"W	23843 0	-	-	25	6.1 .23
	PP23844	16" 1 Per Hangtag. 19"H x 1.5"W	23844 7	-	-	25	7.2 .34
	PP23845	20" 1 Per Hangtag. 23"H x 1.5"W	23845 4	-	-	25	8.3 .34
E-Z TOILET SUPPLY TUBES. STAINLESS STEEL							
3/8" FINE THREAD FLARE X 7/8" BALLCOCK							
	PP23854	12" 1 Per Hangtag. 15"H x 1.5"W	00747 0	-	-	25	6.0 .23
	PP23855	20" 1 Per Hangtag. 23"H x 1.5"W	00748 7	-	-	25	8.0 .23
E-Z TOILET SUPPLY TUBES. STAINLESS STEEL							
1/2" FINE THREAD FLARE X 7/8" BALLCOCK							
	PP23856	12" 1 Per Hangtag. 15"H x 1.5"W	00749 4	-	-	25	15.1 .23
	PP23857	20" 1 Per Hangtag. 23"H x 1.5"W	00750 0	-	-	25	21.0 .23

WATER SUPPLIES

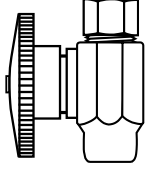
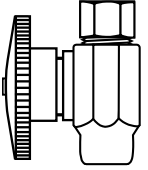
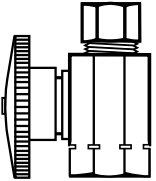
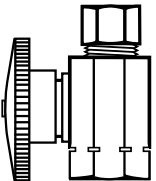
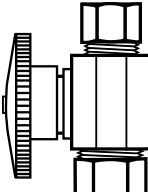
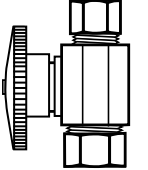
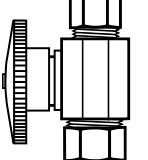
Part Number	Item Description	UPC No. 046224	Box Qty	Box Wt	Ship Ctn Qty	Ship Ctn Wt	Ship Cubic Ft
NIPPLES							
PP33-10PC	3/8" I.P.S. x 3". Chrome Plated 1 Per Card. 6.625"H x 1.875"W	03310 3	6	1.2	24	4.8	.35
PP33-10PB	3/8" I.P.S. x 3". Polished Brass 1 Per Card. 6.625"H x 1.875"W	99933 1	6	1.3	24	5.3	.35
 PP23310	3/8" I.P.S. x 3". Chrome Plated 1 Per Bag. 4.88"H x 3.75"W	23310 7	-	-	25	4.7	.35
PP33-40PC	1/2" I.P.S. x 4". Chrome Plated 1 Per Card. 6.625"H x 1.875"W	03340 0	6	2.0	24	8.1	.35
PP33-40PB	1/2" I.P.S. x 4". Polished Brass 1 Per Card. 6.625"H x 1.875"W	99934 8	6	2.0	24	8.1	.35
PP23340	1/2" I.P.S. x 4". Chrome Plated 1 Per Bag. 4.88"H x 3.75"W	23340 4	-	-	10	3.4	.35
PLASTIC PIPE INSERTS							
PP855-25	1/4" O.D. 2 Per Card. 3.75"H x 1.875"W	85525 5	6	.22	24	.87	.11
PP25525	1/4" O.D. 2 Per Bag. 4.5"H x 3.25"W	25525 3	-	-	25	1.1	.11
 PP855-26	3/8" O.D. 2 Per Card. 3.75"H x 1.875"W	85526 2	6	.23	24	.91	.11
PP25526	3/8" O.D. 2 Per Bag. 4.5"H x 3.25"W	25526 0	-	-	25	1.3	.26
PP25527	1/2" O.D. 2 Per Bag. 4.5"H x 3.25"W	25527 7	-	-	25	1.2	.26
PP25528	5/8" O.D. 2 Per Bag. 4.5"H x 3.25"W	25528 4	-	-	25	1.4	.26
PLASTIC FERRULE							
 PP70-9BULK	3/8" O.D. White Plastic 100 Per Box. 2"H x 2.94"W x 2"D	91060 2	-	-	100	.10	.12
SADDLE VALVES							
 PP855-2	1/4" O.D. Tube Outlet for 3/8" - 3/4" O.D. Tubing or Iron Pipe 1 Per Card. 4.5"H x 2.875"W	85502 6	6	1.5	24	6.1	.35

Part Number	Item Description	UPC No.	Box Qty	Box Wt	Ship Ctn Qty	Ship Ctn Wt	Ship Cubic Ft
CONTINUED							
SADDLE VALVES							
	PP25502 1/4" O.D. Tube Outlet for 3/8" - 3/4" O.D. Tubing or Iron Pipe 1 Per Bag. 5.5"H x 4"W	25502 4	-	-	10	2.3	.26
ICE MAKER KIT. 25' POLY TUBING							
	PP855-20 1/4" -25'. All Necessary Fittings, Shut Off Valve and Saddle Valve 1 Per Card. 8.875"H x 7.125"W	85520 0	6	5.1	24	20.2	.99
	PP25520 1/4" -25'. All Necessary Fittings, Shut Off Valve and Saddle Valve 1 Per Bag. 8"H x 13.75"W	25523 9	-	-	25	19.5	.99
MULTI PURPOSE TUBING							
	PP855-21 1/4" x 25' Poly Tubing 1 Per Card. 8.875"H x 7.125"W	85521 7	6	3.2	24	12.9	.99
	PP25521 1/4" x 25' Poly Tubing 1 Per Bag. 13.25"H x 8"W	25521 5	-	-	5	1.9	3.1
WATER HEATER CONNECTOR							
3/4" F.I.P. X 3/4" F.I.P.							
	PP888-1 12" 1 Per Flag Label. 31"H x 2.75"W	88801 7	-	-	10	7.7	.11
	PP888-3 18" 1 Per Flag Label. 31"H x 2.75"W	88803 1	-	-	10	8.3	.21
	PP888-4 24" 1 Per Flag Label. 31"H x 2.75"	88804 8	-	-	10	11.0	.67
WATER HEATER CONNECTOR							
3/4" F.I.P. X 3/4" M.I.P.							
	PP888-10 12" 1 Per Flag Label. 15"H x 1.5"W	00808 8	-	-	10	8.3	.11
	PP888-11 18" 1 Per Flag Label. 21"H x 1.5"W	00809 5	-	-	10	8.8	.21
	PP888-12 24" 1 Per Flag Label. 27"H x 1.5"W	00810 1	-	-	10	11.0	.67

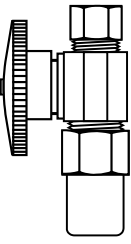
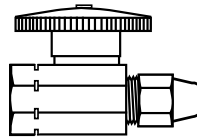
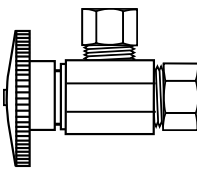
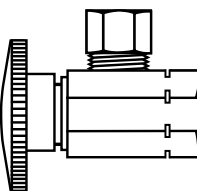
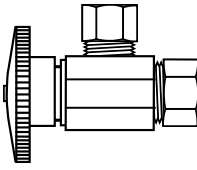
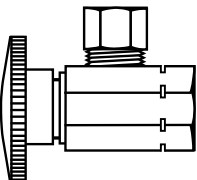
WATER SUPPLIES

Part Number	Item Description	UPC No. 046224	Box Qty	Box Wt	Ship Ctn Qty	Ship Ctn Wt	Ship Cubic Ft
QUARTER TURN STRAIGHT SHUT OFF VALVES							
3/8" F.I.P. - 3/8" O.D.							
	PP52PC	Chrome Plated 1 Per Card. 4.625"H x 3"W	00052 5	6	1.7	24	6.8 .35
	PP52PB	Polished Brass 1 Per Card. 4.625"H x 3"W	99952 2	6	2.3	24	9.0 .35
	PP20052	Chrome Plated 1 Per Bag. 5.5"H x 4"W	20052 9	-	-	25	5.8 .17
QUARTER TURN SHUT OFF STRAIGHT VALVES							
3/8" O.D. - 3/8" O.D.							
	PP2071	Chrome Plated 1 Per Card. 4.625"H x 3"W	01071 5	6	1.8	24	7.4 -
	PP20064	Chrome Plated 1 Per Bag. 7.5"H x 3.75"W X 5"D	20064 2	-	-	10	3.1 1.5
QUARTER TURN STRAIGHT SHUT OFF VALVES							
5/8" O.D. (1/2" NOM. COPPER) X 3/8" O.D.							
	PP63PC	Chrome Plated 1 Per Card. 4.625"H x 3"W	00063 1	6	1.9	24	7.4 .35
	PP63PB	Polished Brass 1 Per Card. 4.625"H 3"W	99963 8	6	2.5	24	10.0 .35
	PP20063	Chrome Plated 1 Per Bag. 5.5"H x 4"	20063 5	-	-	15	4.1 .17
QUARTER TURN STRAIGHT SHUT OFF VALVES							
1/2" F.I.P - 3/8" O.D.							
	PP53PC	Chrome Plated 1 Per Card. 4.625"H x 3"W	00053 2	6	1.9	24	7.6 .35
	PP53PB	Polished Brass 1 Per Card. 4.625"H x 3"W	99953 9	6	2.2	24	8.8 .35
	PP20053	Chrome Plated 1 Per Bag. 5.5"H x 4"W	20053 6	-	-	25	5.6 .17

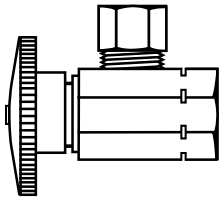
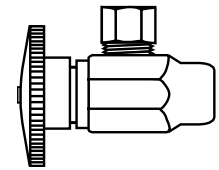
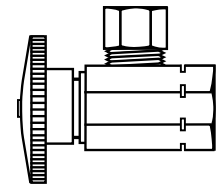
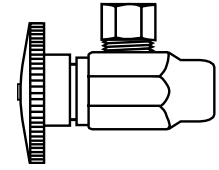
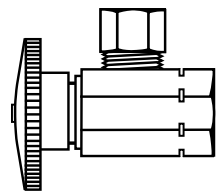
WATER SUPPLIES

Part Number	Item Description	UPC No.	Box Qty	Box Wt	Ship Ctn Qty	Ship Ctn Wt	Ship Cubic Ft
QUARTER TURN STRAIGHT SHUT OFF VALVES							
1/2" COPPER SWEAT X 3/8" O.D.							
	PP62PC Chrome Plated 1 Per Card. 4.625"H x 3"W	00062 4	6	1.9	24	7.7	.35
	PP20062 Chrome Plated 1 Per Bag. 5.5"H x 4"W	20062 8	-	-	25	7.5	.17
QUARTER TURN STRAIGHT SHUT OFF VALVE							
1/2" COPPER SWEAT X 1/2" O.D.							
	PP61-1PC Chrome Plated 1 Per Card. 4.62"H x 3"W	00611 4	6	2.3	24	9.1	.35
QUARTER TURN STRAIGHT SHUT OFF VALVES							
1/2" F.I.P. - 1/2" O.D.							
	PP53-1PC Chrome Plated 1 Per Card. 4.625"H x 3"W	05301 9	6	2.8	24	8.7	.35
	PP20531 Chrome Plated 1 Per Bag. 4"H x 6"W	20531 9	-	-	10	4.8	.17
QUARTER TURN STRAIGHT SHUT OFF VALVES							
1/2" F.I.P. X 7/16" O.D. RUBBER SLIP JOINT							
	PP57PC Chrome Plated 1 Per Card. 4.625"H x 3"W	00057 0	6	2.4	24	9.6	.35
	PP20057 Chrome Plated 1 Per Bag. 5.5"H x 4"W	20057 4	-	-	15	5.7	.17
QUARTER TURN STRAIGHT SHUT OFF VALVES							
5/8" O.D. (1/2" NOM. COPPER) X 7/16" O.D.							
1/2" O.D. RUBBER SLIP JOINT							
	PP65PC Chrome Plated 1 Per Card. 4.625"H x 3"W	00065 5	6	2.4	24	9.6	.35
	PP20065 Chrome Plated 1 Per Bag. 5.5"H x 4"W	20065 9	-	-	25	9.4	.17
QUARTER TURN STRAIGHT SHUT OFF VALVE							
5/8" O.D. COARSE THREAD X 3/8" O.D.							
	PP20041 Chrome Plated 1 Per Bag. 5"H x 3.75"W	20041 3	-	-	15	4.5	.17
QUARTER TURN STRAIGHT SHUT OFF VALVE							
5/8" O.D. COARSE THREAD X 7/16" O.D.							
	PP20042 Slip Joint. Chrome Plated 1 Per Bag. 5"H x 3.75"W	20042 0	-	-	15	4.5	.17

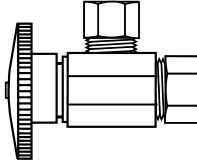
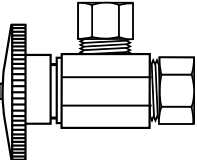
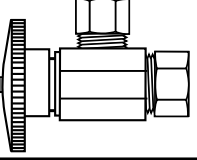
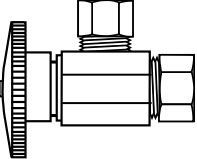
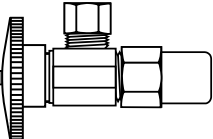
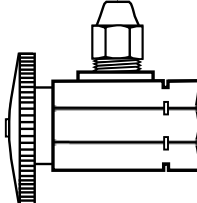
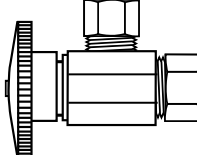
WATER SUPPLIES

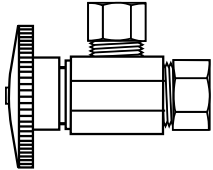
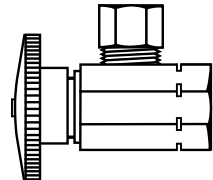

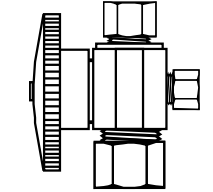
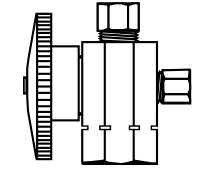
Part Number	Item Description	UPC No.	Box Qty	Box Wt	Ship Ctn Qty	Ship Ctn Wt	Ship Cubic Ft
	QUARTER TURN STRAIGHT TRANSITION VALVES 1/2" NOM. CPVC X 3/8" O.D. TUBE						
	PP32-2PC Chrome Plated 1 Per Card. 4.625"H x 3"W	03202 1	6	2.2	24	8.9	.35
	PP20322 Chrome Plated 1 Per Bag. 5.5"H x 4"W	20322 3	-	-	10	4.0	.17
	QUARTER TURN STRAIGHT FLARE STOP 3/8" O.D. x 1/2" I.P.T.						
	PP44-82-F 1 Per Card. 4.625"H x 3"W	04482 6	6	2.4	24	9.6	-
	QUARTER TURN ANGLE SHUT OFF VALVES 3/8" O.D. - 3/8" O.D. COMPRESSION						
	PP7259PC Chrome Plated 1 Per Bag. 5.81"H x 4.25"W	07259 1	-	-	10	3.1	.44
	PP20066 Chrome Plated 1 Per Bag. 5.81"H x 4.25"W	20066 6	-	-	10	3.1	.08
	QUARTER TURN ANGLE SHUT OFF VALVES 3/8" F.I.P. - 3/8" O.D.						
	PP50PC Chrome Plated 1 Per Card. 4.625"H x 3"W	00050 1	6	1.4	24	5.8	.35
	PP50PB Polished Brass 1 Per Card. 4.625"H x 3"W	99950 8	6	1.8	24	7.3	.35
	PP20050 Chrome Plated 1 Per Bag. 5.5"H x 4"W	20050 5	-	-	25	5.1	.17
	QUARTER TURN ANGLE SHUT OFF VALVES 5/8" O.D. (1/2" NOM. COPPER) X 3/8" O.D.						
	PP61PC Chrome Plated 1 Per Card. 4.625"H x 3"W	00061 7	6	1.6	24	6.2	.35
	PP61PB Polished Brass 1 Per Card. 4.625"H x 3"W	99961 4	6	2.1	24	8.3	.35
	PP20061 Chrome Plated 1 Per Bag. 5.5"H x 4"W	20061 1	-	-	15	3.4	.17
	QUARTER TURN ANGLE SHUT OFF VALVES 1/2" F.I.P. X 3/8" O.D.						
	PP51PC Chrome Plated 1 Per Card. 4.5"H x 3.5"W	00051 8	6	1.7	24	6.8	.35

WATER SUPPLIES

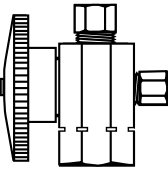





Part Number	Item Description	UPC No.	Box Qty	Box Wt	Ship Ctn Qty	Ship Ctn Wt	Ship Cubic Ft
CONTINUED							
QUARTER TURN ANGLE SHUT OFF VALVES							
1/2" F.I.P. X 3/8" O.D.							
	PP51PB	Polished Brass 1 Per Card. 4.5"H x 3.5"W	99951 5	6	2.2	24	8.4 .35
	PP20051	Chrome Plated 1 Per Bag. 5.5"H x 4"W	20051 2	-	-	25	5.6 .35
QUARTER TURN ANGLE SHUT OFF VALVES							
1/2" COPPER SWEAT X 3/8" O.D.							
	PP60PC	Chrome Plated 1 Per Card. 4.625"H x 3"W	00060 0	6	1.7	24	6.8 .35
	PP20060	Chrome Plated 1 Per Bag. 5.5"H x 4"W	20060 4	-	-	15	3.5 .17
QUARTER TURN ANGLE SHUT OFF VALVES							
1/2" F.I.P. X 1/2" O.D.							
	PP51-1PC	Chrome Plated 1 Per Card. 4.625"H x 3"W	00511 7	6	1.9	24	7.5 .35
	PP20511	Chrome Plated 1 Per Bag. 5.5"H x 4"W	20511 1	-	-	5	1.5 .17
QUARTER TURN ANGLE SHUT OFF VALVES							
1/2" COPPER SWEAT X 1/2" O.D.							
	PP60-1PC	Chrome Plated 1 Per Card. 4.625"H x 3"W	00601 5	6	2.0	24	8.0 .35
	PP20601	Chrome Plated 1 Per Bag. 5.5"H x 4"W	20601 9	-	-	10	2.0 .17
QUARTER TURN ANGLE SHUT OFF VALVES							
1/2" F.I.P. X 7/16" O.D. - 1/2" O.D. SLIP JOINT							
	PP54PC	Chrome Plated 1 Per Card. 4.625"H x 3"W	00054 9	6	3.0	24	12.5 .35
	PP54PB	Polished Brass 1 Per Card. 4.625"H x 3"W	99954 6	6	2.5	24	12.0 .35
	PP20054	Chrome Plated 1 Per Bag. 5.5"H x 4"W	20054 3	-	-	15	4.5 .17

WATER SUPPLIES


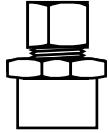

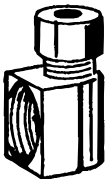
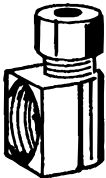
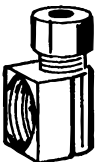
Part Number	Item Description	UPC No.	Box Qty	Box Wt	Ship Ctn Qty	Ship Ctn Wt	Ship Cubic Ft
QUARTER TURN ANGLE SHUT OFF VALVES							
5/8" O.D. (1/2" NOM. COPPER) X 1/2" O.D.							
 PP62-1PC	Chrome Plated 1 Per Card. 4.625"H x 3"W	06201 1	6	2.0	24	8.0	.35
PP20621	Chrome Plated 1 Per Bag. 5.5"H x 4"W	20621 7	-	-	10	2.9	.17
QUARTER TURN ANGLE SHUT OFF VALVES							
5/8" O.D. (1/2" NOM. COPPER) X 7/16" O.D. - 1/2" O.D.							
 PP67PC	Slip Joint. Chrome Plated 1 Per Card. 4.625"H x 3"W	00067 9	6	2.1	24	8.3	.35
PP20067	Slip Joint. Chrome Plated 1 Per Bag. 5.5"H x 4"W	20067 3	-	-	15	4.1	.17
QUARTER TURN ANGLE SHUT OFF VALVE							
5/8" O.D. COARSE THREAD X 3/8" O.D.							
 PP20059	Chrome Plated 1 Per Bag. 5"H x 3.75"W x 7.5"D	20059 8	-	-	15	6.1	.08
QUARTER TURN ANGLE SHUT OFF VALVE							
5/8" O.D. COARSE THREAD X 7/16" O.D.							
 PP20070	Chrome Plated 1 Per Bag. 5"H x 3.75"W x 7.5"D	20070 3	-	-	15	4.5	4.5
QUARTER TURN ANGLE TRANSITION VALVES							
1/2" NOM CPVC X 3/8" O.D. TUBE							
 PP32-1PC	Chrome Plated 1 Per Card. 4.625"H x 3"W	03201 4	6	1.8	24	7.2	.35
PP20321	Chrome Plated 1 Per Bag. 5.5"H x 4"W	20321 6	-	-	10	3.2	.17
QUARTER TURN ANGLE FLARE STOP							
3/8" O.D. x 1/2" I.P.T.							
 PP44-85-F	1 Per Card. 4.625"H x 3"W	04485 7	6	2.1	24	8.4	-
PP44-88-F	1/2" O.D. x 1/2" I.P.T. 1 Per Card. 4.625"H x 3"W	04488 8	6	1.8	24	7.1	-
QUARTER TURN ANGLE SHUT OFF VALVE							
1/2" NOM. COMP. (5/8" O.D.) X 1/4" O.D.							
FOR ICE MAKER INSTALLATION							
 PP123PC	Chrome Plated 1 Per Card. 4.625"H x 3"W	73458 1	6	1.7	24	6.9	5.56

Part Number	Item Description	UPC No.	Box Qty	Box Wt	Ship Ctn Qty	Ship Ctn Wt	Ship Cubic Ft
CONTINUED							
QUARTER TURN ANGLE SHUT OFF VALVE							
1/2" NOM. COMP. (5/8" O.D.) X 1/4" O.D.							
FOR ICE MAKER INSTALLATION							
	PP20123	Chrome Plated					
	1 Per Bag. 4.5"H x 3.5"W	20123 6	-	-	5	1.4	.35
QUARTER TURN ANGLE SHUT OFF VALVE							
1/2" F.I.P. - 1/4" O.D.							
FOR ICE MAKER INSTALLATION							
	PP20046	Chrome Plated					
	1 Per Bag. 4.5"H x 3.25"W	20046 8	-	-	10	4.1	.17
	PP27246	Chrome Plated					
	1 Per Bag. 4.5"H x 3.5"W	27246 5	-	-	5	1.4	.35
THREE WAY VALVES							
FOR ICE MAKER INSTALLATION							
	PP2902	1/2" F.I.P. x 3/8" O.D. x 1/4" O.D. Chrome Plated					
	1 Per Box. 2.5"H x 2.75"W x 1"D	01073 9	6	2.0	24	8.0	-
	PP20056	1/2" F.I.P. x 3/8" O.D. x 1/4" O.D. Chrome Plated					
	1 Per Bag. 6"H x 8"W	20056 7	-	-	25	5.1	.17
	PP2904	5/8" O.D. x 3/8" O.D. x 1/4" O.D. Chrome Plated					
	1 Per Box. 2.5"H x 2.75"W x 1"D	01075 3	6	2.3	24	10.3	-
	PP20047	5/8" O.D. x 3/8" O.D. x 1/4" O.D. Chrome Plated					
	1 Per Bag. 6"H x 8"W	20047 5	-	-	10	4.1	.17
	PP20122	5/8" O.D. (1/2" Nom. Copper) x 1/2" O.D. x 1/4" O.D. Chrome Plated					
	1 Per Bag. 6"H x 8"W	20122 9	-	-	25	8.5	.17
THREE WAY VALVES. DUAL OUTLET ANGLE							
	PP2901	1/2" F.I.P. x 3/8" O.D. x 3/8" O.D. Chrome Plated					
	1 Per Box. 2.5"H x 2.75"W x 1"D	02901 4	6	2.3	24	8.0	-
	PP20127	1/2" F.I.P. x 3/8" O.D. x 3/8" O.D. Chrome Plated					
	1 Per Bag. 6"H x 8"W	20127 4	-	-	25	7.2	.17
	PP20125	1/2" F.I.P. x 1/2" O.D. x 3/8" O.D. Chrome Plated					
	1 Per Bag. 6"H x 8"W	20125 0	-	-	25	9.0	.17
	PP20131	5/8" O.D. (1/2" Nom. Copper) x 1/2" O.D. x 3/8" O.D. Chrome Plated					
	1 Per Bag. 6"H x 8"W	20131 1	-	-	25	9.7	.17

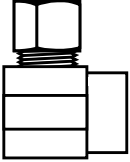
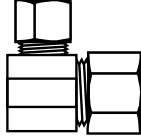




WATER SUPPLIES






Part Number	Item Description	UPC No. 046224	Box Qty	Box Wt	Ship Ctn Qty	Ship Ctn Wt	Ship Cubic Ft
CONTINUED							
THREE WAY VALVES. DUAL OUTLET ANGLE							
	PP20114	5/8" O.D. (1/2" Nom. Copper) x 1/2" O.D. x 1/2" O.D. Chrome Plated 1 Per Bag. 6"H x 8"W	20114 4	-	-	25	10.9 .17
	PP2903	5/8" O.D. x 3/8" O.D. x 3/8" O.D. Chrome Plated 1 Per Box. 2.5"H x 2.75"W x 1"D	01074 6	6	2.3	24	9.3 -
	PP20115	5/8" O.D. (1/2" Nom. Copper) x 3/8" O.D. x 3/8" O.D. Chrome Plated 1 Per Bag. 6.13"H x 5.13"W x 2.25"D	20115 1	-	-	25	9.7 1.5
STRAIGHT CONNECTOR							
	1/2" M.I.P. X 3/8" O.D. CONNECTS TO LAVATORY TUBE TO SINK FAUCET WITH 1/2" FEMALE THREADS						
	PP20040	Chrome Plated 1 Per Bag. 4.5"H x 3.25"W	20040 6	-	-	25	3.0 .17
	FAUCET ADAPTER. 3/8" O.D. COMP. X 3/8" OR 1/2" BEVELED SUPPLY TUBE						
	PP20043	Chrome Plated. For single lever faucet 1 Per Bag. 4.5"H x 3.25"W	20043 7	-	-	25	3.0 .17
	STRAIGHT CONNECTOR. 3/8" M.I.P. X 3/8" O.D.						
	PP72PC	Chrome Plated 1 Per Card. 3.75"H x 2.625"W	00072 3	6	.63	24	2.5 .35
	PP20072	Chrome Plated 1 Per Bag. 4.5"H x 3.25"W	20072 7	-	-	5	.53 .17
	STRAIGHT CONNECTOR. 1/2" M.I.P. X 3/8" O.D.						
	PP74PC	Chrome Plated 1 Per Card. 3.75"H x 2.625"W	00074 7	6	.85	24	3.4 .3
	PP20074	Chrome Plated 1 Per Bag. 4.5"H x 3.25"W	20074 1	-	-	25	2.7 .17
	STRAIGHT CONNECTOR. 3/8" F.I.P. X 3/8" O.D.						
	PP71PC	Chrome Plated 1 Per Card. 3.75"H x 2.625"W	00071 6	6	.60	24	2.5 .35
	PP20071	Chrome Plated 1 Per Bag. 4.5"H x 3.5"W	20071 0	-	-	25	2.6 .17

WATER SUPPLIES


Part Number	Item Description	UPC No.	Box Qty	Box Wt	Ship Ctn Qty	Ship Ctn Wt	Ship Cubic Ft
	STRAIGHT CONNECTOR. 1/2" F.I.P. X 3/8" O.D.						
	PP73PC Chrome Plated 1 Per Card. 3.75"H x 2.625"W	00073 0	6	.75	24	3.75	.35
	PP20073 Chrome Plated 1 Per Bag. 4.5"H x 3.25"W	20073 4	-	-	25	2.5	.17
	STRAIGHT CONNECTOR 1/2" COPPER SWEAT X 3/8" O.D.						
	PP79PC Chrome Plated 1 Per Card. 3.75"H x 2.625"W	00079 2	6	.63	24	2.5	.35
	PP20079 Chrome Plated 1 Per Bag. 4.5"H x 3.25"W	20079 6	-	-	10	.75	.17
	STRAIGHT CONNECTOR 5/8" O.D. (1/2" NOM. COPPER) X 3/8" O.D.						
	PP80PC Chrome Plated 1 Per Card. 3.75"H x 2.625"W	00080 8	6	1.0	24	4.2	.35
	PP20080 Chrome Plated 1 Per Bag. 4.5"H x 3.25"W	20080 2	-	-	10	1.4	.17
	ANGLE CONNECTOR 3/8 F.I.P. X 3/8" O.D.						
	PP75PC Chrome Plated 1 Per Card. 3.75"H x 2.625"W	00075 4	6	.93	24	3.7	.35
	PP20075 Chrome Plated 1 Per Bag. 4.5"H x 3.25"W	20075 8	-	-	25	3.3	.14
	ANGLE CONNECTOR 1/2" I.P.S. FEMALE X 3/8" O.D.						
	PP76PC Chrome Plated 1 Per Card. 3.75"H x 2.625"W	00076 1	6	.95	24	3.8	.35
	PP20076 Chrome Plated 1 Per Bag. 4.5"H x 3.25"W	20076 5	-	-	10	1.4	.1
	ANGLE CONNECTOR 1/2" I.P.S. FEMALE X 1/2" O.D.						
PP20069 Chrome Plated 1 Per Bag. 4.5"H x 3.25"W	20069 7	-	-	25	4.5	.14	

WATER SUPPLIES

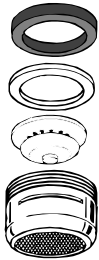

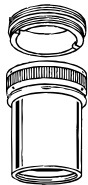

Part Number	Item Description	UPC No. 046224	Box Qty	Box Wt	Ship Ctn Qty	Ship Ctn Wt	Ship Cubic Ft	
	ANGLE CONNECTOR 1/2" COPPER SWEAT X 3/8" O.D.							
	PP77PC	Chrome Plated 1 Per Card. 3.75"H x 2.625"W	00077 8	6	.95	24	3.8	.35
	PP20077	Chrome Plated 1 Per Bag. 4.5"H x 3.25"W	20077 2	-	-	25	2.9	.17
	ANGLE CONNECTOR 5/8" O.D. (1/2" NOM. COPPER) X 3/8" O.D.							
	PP78PC	Chrome Plated 1 Per Card. 3.75"H x 2.625"W	00078 5	6	1.4	24	5.5	.35
	PP20078	Chrome Plated 1 Per Bag. 4.5"H x 3.25"W	20078 9	-	-	25	4.9	.17
	STRAIGHT TRANSITION FITTINGS 1/2" NOM. CPVC X 3/8" O.D. TUBE							
	PP32-10BR	Brass 1 Per Card. 4.375"H x 1.875"W	03210 6	6	1.4	24	5.4	.35
	PP23210	Brass 1 Per Bag. 4"H x 6"W	23210 0	-	-	10	2.4	.17
	STRAIGHT TRANSITION FITTINGS 1/2" NOM. CPVC X 1/2" F.I.P. TUBE							
	PP32-20BR	Brass 1 Per Card. 4.375"H x 1.875"W	03220 5	6	1.2	24	4.8	.35
	PP23220	Brass 1 Per Bag. 6"H x 8"W	23220 9	-	-	25	5.0	.17
	STRAIGHT TRANSITION FITTINGS 1/2" NOM. CPVC X 1/2" M.I.P. TUBE							
	PP32-25BR	Brass 1 Per Card. 4.375"H x 1.875"W	91000 8	6	1.3	24	5.2	.35
	CONE WASHERS & RINGS							
	PP810-31	3/8" I.D. x 23/32" O.D. 2 Per Card. 3.75"H x 1.875"W	81031 5	6	.30	24	1.2	.16
	PP281031	3/8" I.D. x 23/32" O.D. 2 Per Bag. 4.5"H x 3.25"W	28131 3	-	-	25	10.4	.08
	PP810-31BU	3/8" I.D. x 23/32" O.D. Bulk. 4.1"H x 2.9"W x 2.9"D	91131 9	-	-	10	5.0	.23






Part Number	Item Description	UPC No.	Box Qty	Box Wt	Ship Ctn Qty	Ship Ctn Wt	Ship Cubic Ft
CONTINUED							
CONE WASHERS & RINGS							
	PP810-32	7/16" I.D. x 5/8" O.D. 2 Per Card. 3.75"H x 1.875"W	81032 2	6	.27	24	1.1 .16
	PP218132	7/16" I.D. x 5/8" O.D. 2 Per Bag. 4.5"H x 3.25"W	90901 9	-	-	25	1.1 -
	PP281033	1/2" I.D. x 3/4" O.D. 2 Per Bag. 4.5"H x 3.25"W	28133 7	-	-	15	.79 .17
THREADED CONE WASHERS							
	PP218136	3/8" I.D. Washers and rings 2 Washers, 4 Rings 2 Per Bag. 5"H x 3.75"W x 7.5"D	00327 4	-	-	15	.19 .08
	PP218137	1/2" I.D. x 3/4" O.D. 2 Per Bag. 5"H x 3.75"W x 7.5"D	00328 1	-	-	15	.32 .08
CONE WASHER ASSORTMENT FOR FAUCET & TOILET							
	PP810-30	Includes 4 sizes; 2 Each - Cone washers and friction rings 4 Sets Per Card. 3.75"H x 2.625"W	81030 8	6	.30	24	1.2 .16
	PP281030	Includes 4 sizes; 2 Each - Cone washers and friction rings 4 Sets Per Bag. 4.5"H x 3.25"W	28103 0	-	-	10	.50 .17
COMPRESSION NUTS WITH RINGS							
	PP81PC	3/8" O.D. 2 rings and 2 nuts 2 Sets Per Card. 3.75"H x 2.625"W	00081 5	6	.53	24	2.1 .35
	PP20081	3/8" O.D. 2 rings and 2 nuts 2 Sets Per Bag. 4.5"H x 3.25"W	20081 9	-	-	25	2.2 .17
COMPRESSION NUT KIT							
	PP85PC	2- 7/16" - 1/2" washers and nuts 2- 7/16" Rings and 2- 1/2" Rings 2 Sets Per Card. 3.75"H x 2.625"W	00085 3	6	.80	24	3.2 .35
	PP20085	2- 7/16" - 1/2" washers and nuts 2- 7/16" Rings and 2- 1/2" Rings 2 Sets Per Bag. 4.5"H x 3.25"W	20085 7	-	-	10	1.3 .17


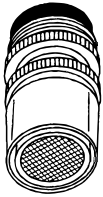
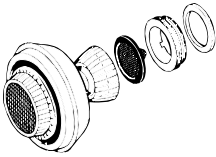
WATER SUPPLIES


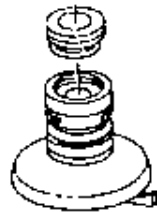



Part Number	Item Description	UPC No.	Box Qty	Box Wt	Ship Ctn Qty	Ship Ctn Wt	Ship Cubic Ft
VALVE HANDLE FOR SHUT OFF VALVE							
 PP27296PC	Chrome 1 Per Bag. 4"H x 5"W	00392 2	-	-	10	2.5	.08

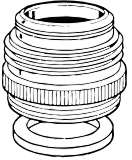





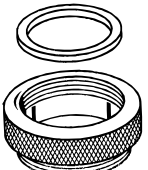

WATER SUPPLIES

Part Number	Item Description	UPC No.	Box Qty	Box Wt	Ship Ctn Qty	Ship Ctn Wt	Ship Cubic Ft
	<p>PREMIUM DUAL THREAD SLOTTED FAUCET AERATOR WITH INSIDE THREADS</p> <p>PP800-1 Male/Female. $1\frac{5}{16}$"-27 outside and $5\frac{5}{64}$"-27 Chrome Plated Brass. Slotted 1 Per Card. 3.75"H x 1.878"W</p>	80001 9	6	.47	24	1.9	.16
	<p>PP28001 Male/Female. $1\frac{5}{16}$"-27 outside and $5\frac{5}{64}$"-27 Chrome Plated Brass. Slotted 1 Per Bag. 4.5"H x 3.25"W</p>	28001 9	-	-	25	1.4	.08.
	<p>FAUCET AERATORS</p> <p>PP800-10 Small male aerator for $1\frac{3}{16}$"-27 diameter lavatory faucet. Fits: Kohler®, Briggs, Barnes, Chicago, Indiana Brass, and Speakman 1 Per Card. 3.75"H x 1.878"W</p>	80010 1	6	.35	24	1.4	.11
	<p>PP28010 Small male aerator for $1\frac{3}{16}$"-27 diameter lavatory faucet. Fits: Kohler®, Briggs, Barnes, Chicago, Indiana Brass, and Speakman 1 Per Bag. 4.5"H x 3.25"W</p>	28010 1	-	-	10	.69	.08
	<p>FAUCET AERATOR. SNAP FITTING</p> <p>PP800-11 Large diameter dishwasher elongated $1\frac{3}{16}$" inside or $5\frac{5}{64}$"-27 inside threads, $1\frac{5}{16}$" outside threads. Chrome Plated Brass 1 Per Card. 3.75"H x 1.878"W</p>	73356 0	6	.34	24	1.4	.08
	<p>PP28011 Large diameter dishwasher elongated $1\frac{3}{16}$" inside or $5\frac{5}{64}$"-27 inside threads, $1\frac{5}{16}$" outside threads. Chrome Plated Brass 1 Per Bag. 3"H x 4"W</p>	28011 8	-	-	25	1.6	.08
	<p>FAUCET AERATOR ADAPTER FOR PORTABLE DISHWASHER</p> <p>PP800-6 $1\frac{5}{16}$"-27 outside threads, $5\frac{5}{64}$" inside threads. with small diameter nipple. Fits new Whirlpool and J.C. Penney portable dishwashers and washing machines 1 Per Card. 3.75"H x 1.878"W</p>	80006 4	6	.52	24	2.1	.16
	<p>PP28006 $1\frac{5}{16}$"-27 outside threads, $5\frac{5}{64}$" inside threads. with small diameter nipple. Fits new Whirlpool and J.C. Penney portable dishwashers and washing machines 1 Per Bag. 4.5"H x 3.25"W</p>	28006 4	-	-	5	.63	.08





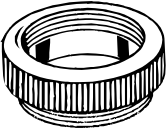


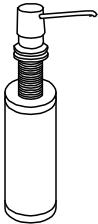
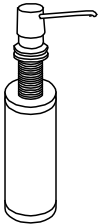

Part Number	Item Description	UPC No.	Box Qty	Box Wt	Ship Ctn Qty	Ship Ctn Wt	Ship Cubic Ft
	PP800-13BA FAUCET AERATOR. MALE 55/64" - 27 outside threads for small inside threaded spouts 9/16" - 24 threads. Fits Sterling and Crane faucets 1 Per Bag. 3"H x 4"W	90035 1	5	.26	25	1.3	.11
	PP800-15 FAUCET AERATOR. STANDARD FEMALE 55/64" x 27 female threads. Chrome Plated Brass 1 Per Card. 3.75"H x 1.875"W	80015 6	6	.39	24	1.6	.16
	PP28015 55/64" x 27 female threads. Chrome Plated Brass 1 Per Bag. 4.5"H x 3.25"W	28015 6	-	-	10	.80	.08
	PP800-16 FAUCET AERATOR Small Female Aerator. 3/4"-27 inside threads Chrome Plated Brass. Fits Price Pfister® 1 Per Card. 3.75"H x 1.875"W	80016 3	6	.29	24	1.2	.11
	PP28016 Small Female Aerator. 3/4"-27 inside threads Chrome Plated Brass. Fits Price Pfister® 1 Per Bag. 3"H x 4"W	28016 3	-	-	25	.90	.17
	PP800-17 FAUCET AERATOR FOR STANDARD HOSE THREAD For laundry faucet or garden hose faucet 1 Per Card. 3.75"H x 1.875"W	80017 0	6	.72	24	2.9	.16
	PP800-2 FAUCET AERATOR WITH STANDARD DUAL THREAD. WATER SAVER 15/16" diameter. 27 outside threads, 55/64" - 27 inside threads. Chrome Plated 1 Per Card. 3.75"H x 1.875"W	80002 6	6	.42	24	1.7	.16
	PP28002 15/16" diameter. 27 outside threads, 55/64" - 27 inside threads. Chrome Plated 1 Per Bag. 4.5"H x 3.25"W	28002 6	-	-	25	1.8	.08
	PP800-3 FAUCET AERATOR ADAPTER FOR DISHWASHERS WITH LARGE SNAP-ON COUPLINGS. DUAL THREAD. MALE/FEMALE Large diameter, short pattern 15/16"-27 outside threads, 55/64"-inside threads. Use on Sears, Kitchen Aid, Montgomery Ward, and RCA Whirlpool portable dishwashers. Chrome Plated Brass 1 Per Card. 3.75"H x 1.875"W	80003 3	6	.45	24	1.8	.16





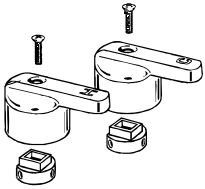
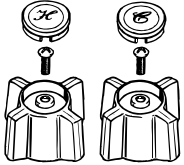
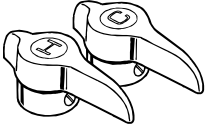
Part Number	Item Description	UPC No.	Box Qty	Box Wt	Ship Ctn Qty	Ship Ctn Wt	Ship Cubic Ft
CONTINUED							
	PP28003 FAUCET AERATOR ADAPTER FOR DISHWASHERS WITH LARGE SNAP-ON COUPLINGS. DUAL THREAD. MALE/FEMALE Large diameter, short pattern ¹⁵ / ₁₆ "-27 outside threads and ⁵⁵ / ₆₄ "-inside threads. Use on Sears, Kitchen Aid, Montgomery Ward, and RCA Whirlpool portable dishwashers. Chrome Plated Brass 1 Per Bag. 4.5"H x 3.25"W	28003 3	-	-	10	1.0	.08
	FAUCET AERATOR. DUAL THREAD SWIVEL MALE/FEMALE PP800-4 ¹⁵ / ₁₆ "-27 outside threads, ⁵⁵ / ₆₄ " x 27 inside threads 1 Per Card. 3.75"H x 1.875"W						
	PP800-4 ¹⁵ / ₁₆ "-27 outside threads, ⁵⁵ / ₆₄ " x 27 inside threads 1 Per Card. 3.75"H x 1.875"W	80004 0	6	.79	24	3.2	.16
	PP28004 ¹⁵ / ₁₆ "-27 outside threads, ⁵⁵ / ₆₄ " x 27 inside threads 1 Per Bag. 4.5"H x 3.25"W	28004 0	-	-	10	1.0	.08
FAUCET AERATOR. DUAL THREAD							
PP800-5 Swivel spray aerator. Male/Female. White Plastic For use on standard kitchen faucets with inside or outside threads. ⁵⁵ / ₆₄ "-27 female thread with ¹⁵ / ₁₆ "-27 thread male adapter 1 Per Card. 3.75"H x 2.625"W	80005 7	6	.70	24	2.7	-	
	PP28050 Swivel spray aerator. Male/Female. White Plastic For use on standard kitchen faucets with inside or outside threads. ⁵⁵ / ₆₄ "-27 female thread with ¹⁵ / ₁₆ "-27 thread male adapter 1 Per Bag. 5.5"H x 4"W	28050 7	-	-	10	2.0	.08
	PP800-51 Swivel spray aerator. Male/Female. Brass nut For use on standard kitchen faucets with inside or outside threads. ⁵⁵ / ₆₄ "-27 female thread with ¹⁵ / ₁₆ "-27 thread male adapter 1 Per Card. 3.75"H x 2.625"W	80051 4	6	.79	24	3.2	.35
PP28051 Swivel spray aerator. Male/Female. Brass nut For use on standard kitchen faucets with inside or outside threads. ⁵⁵ / ₆₄ "-27 female thread with ¹⁵ / ₁₆ "-27 thread male adapter 1 Per Bag. 5.5"H 4"W	28051 4	-	-	25	3.3	.17	








Part Number	Item Description	UPC No. 046224	Box Qty	Box Wt	Ship Ctn Qty	Ship Ctn Wt	Ship Cubic Ft	
	FAUCET AERATOR. SLIP-ON STYLE FLEXIBLE RUBBER SPRAY							
	PP800-7	Adjusts from spray to stream 1 Per Card. 5"H x 4"W	80007 1	6	1.0	24	4.2	.12
	PP28007	Adjusts from spray to stream 1 Per Bag. 5.5"H x 4"W	28007 1	-	-	15	2.0	.31
	FAUCET AERATOR. RUBBER WITH METAL NUT SCREW ON STYLE							
	PP800-8	Swivel faucet aerator. ⁵⁵ / ₆₄ "-27 inside thread with ¹⁵ / ₁₆ "-27 thread male adapter 1 Per Card. 5"H x 4"W	80008 8	6	.91	24	3.6	.12
	PP28008	Swivel faucet aerator. ⁵⁵ / ₆₄ "-27 inside thread with ¹⁵ / ₁₆ "-27 thread male adapter 1 Per Bag. 5.5"H x 4"W	28008 8	-	-	25	3.8	.17
	FAUCET ADAPTER FOR LATE MODEL DISHWASHERS WITH LARGE SNAP-ON COUPLINGS. DUAL THREAD							
	PP28009	Snap Fitting Adapter. Male/ Female. ¹⁵ / ₁₆ "-27 outside threads and ⁵⁵ / ₆₄ "-inside threads. Long Pattern. Use on Sears, Kitchen Aid, Montgomery Ward, and RCA Whirlpool portable dishwashers. Chrome Plated Brass 1 Per Bag. 4.5"H x 3.25"W	28009 5	-	-	10	.53	.08
	FAUCET AERATOR MALE ADAPTER 3/4" HOSE CONNECTION							
	PP800-30	Faucet to hose connector For use on unthreaded spouts with clamp 1 Per Card. 3.75"H x 2.625"W	80030 9	6	.79	24	3.2	.25
	PP28030	Faucet to hose connector For use on unthreaded spouts with clamp 1 Per Bag. 3"H x 4"W	28030 9	-	-	25	2.6	.17
	HOSE QUICK CONNECT. SNAP ADAPTER 3/4" GARDEN HOSE I.P.S. OUTLET							
	PP850-17	Adapts personal shower or accessories to kitchen or lavatory faucet. Snap coupler and washers included. 1 Per Card. 3.75"H x 2.625"W	85017 5	6	.60	24	2.4	.25





Part Number	Item Description	UPC No.	Box Qty	Box Wt	Ship Ctn Qty	Ship Ctn Wt	Ship Cubic Ft
	PP28032 GARDEN HOSE TO AERATOR ADAPTER 15/16"-27 outside, 55/64"-27 inside threads by 3/4" hose connection or 55/64" outside threads. Chrome Plated 1 Per Bag. 3"H x 4"W	046224 28032 3	-	-	25	2.4	.17
	PP800-60 FAUCET AERATOR ADAPTER 15/16"-27 outside and 55/64"-27 inside threads by 3/4" hose connection or 55/64" outside threads. Chrome 1 Per Card. 3.75"H x 1.875"W	80060 6	6	.66	24	2.6	.16
	PP28060 15/16"-27 outside and 55/64"-27 inside threads by 3/4" Hose Connection or 55/64" outside threads. Chrome 1 Per Bag. 4.5"H x 3.25"W	28060 6	-	-	10	1.1	.08
	PP800-61 FAUCET AERATOR ADAPTER Female adapter. 3/4" - 27 inside thread on top, 55/64" - 27 outside thread on bottom 1 Per Card. 3.75"H x 1.875"W	80061 3	6	.37	24	1.5	.11
	PP800-62 FAUCET AERATOR ADAPTER Male to hose adapter. 15/16" - 27 outside thread on top, 55/64" - 27 outside thread on bottom For Delta® and American Standard faucets 1 Per Card. 3.75"H x 1.875"W	80062 0	6	.31	24	1.2	.11
	PP28062 Male to hose adapter. 15/16" - 27 outside thread on top, 55/64" - 27 outside thread on bottom For Delta® and American Standard faucets 1 Per Bag. 3"H x 4"W	28062 0	-	-	25	1.3	.17
	PP28063 FAUCET AERATOR MALE LAVATORY ADAPTER 13/16" - 27 outside thread on top, 55/64" - 27 outside thread on bottom 1 Per Bag. 3"H x 4"W	28063 7	-	-	10	.29	.08
	PP800-64 FAUCET AERATOR HOSE ADAPTER 3/4" - 11.5 Inside Thread on Top, 55/64" - 27 Outside Thread on Bottom 1 Per Card. 3.75"H x 1.875"W	80064 4	6	.52	24	2.1	.16
	PP28064 3/4" - 11.5 Inside Thread on Top, 55/64" - 27 Outside Thread on Bottom 1 Per Bag. 4.5"H x 3.25"W	28064 4	-	-	5	.55	.08



SINK & FAUCET

Part Number	Item Description	UPC No. 046224	Box Qty	Box Wt	Ship Ctn Qty	Ship Ctn Wt	Ship Cubic Ft
 PP800-65BA	FAUCET AERATOR ADAPTER Male Adapter. $1\frac{3}{16}$ "-27 inside threads for use with $1\frac{3}{16}$ "-27 aerator female hose 1 Per Bag. 3"H x 4"W	91121 0	5	.53	25	2.6	.11
 PP800-66BA	FAUCET AERATOR ADAPTER. PLASTIC Male adapter faucet to hose $1\frac{5}{16}$ " -27 outside thread on bottom 1 Per Bag. 3"H x 4"W	18066 1	5	.14	25	.70	.11
 PP800-67BA	FAUCET AERATOR MALE ADAPTER $1\frac{1}{16}$ "-24 threads, $\frac{55}{64}$ "-27 male threads 1 Per Bag. 3"H x 4"W	94052 4	5	.32	25	1.6	.11
 PP800-68BA	$\frac{5}{8}$ "-27 threads, $\frac{3}{4}$ " male hose threads 1 Per Bag. 3"H x 4"W	94053 1	5	.32	25	1.6	.11
 PP800-69BA	FAUCET AERATOR FEMALE ADAPTER $1\frac{3}{16}$ " - 24 threads. Fits male Chicago faucet spouts 1 Per Bag. 3"H x 4"W	91122 7	5	.25	25	1.2	.11
 PP28073	FAUCET AERATOR ADAPTER $1\frac{3}{16}$ "-27, $\frac{55}{64}$ "-27 male threads. Plastic 1 Per Bag. 3"H x 4"W	74241 8	-	-	25	.50	.17
 PP800-75BA	FAUCET AERATOR ADAPTER Male Adapter. $1\frac{3}{6}$ "-20 threads $\frac{55}{64}$ "-27 male 1 Per Bag. 3"H x 4"W	94055 5	5	.29	25	1.5	.11
 New PP480-1	SOAP/LOTION DISPENSERS Fast, easy refill from top of dispenser Polished Chrome 1 Per Card. 10"H x 6"W x 2.75"D	01474 4	6	-	24	-	-
 PP480-1W	Fast, easy refill from top of dispenser White 1 Per Card. 10"H x 6"W x 2.75"D	01476 8	6	-	24	-	-
 PP20501	LEVER FAUCET HANDLES Fit-All lever handle with screws and wrench Marked Hot & Cold 1 Set Per Bag. 5.5"H x 4"W	20501 2	-	-	10	1.9	.17



Part Number	Item Description	UPC No.	Box Qty	Box Wt	Ship Ctn Qty	Ship Ctn Wt	Ship Cubic Ft
	PP805-2 ACRYLIC FAUCET HANDLES Fits all acrylic canopy handles. Clear plastic. Marked Hot & Cold 1 Set Per Card. 7.5"H x 4"W	046224 80502 1	6	1.7	24	6.6	-
	PP20502 Fits all acrylic canopy handles. Clear plastic. Marked Hot & Cold 1 Set Per Bag. 7.5"H x 6.13"W	20502 9	-	-	10	2.4	.62
	PP805-105 ACRYLIC FAUCET HANDLES Large acrylic handles 1 Per Card. 5"H x 4"W	70980 0	6	3.6	24	14.4	-
	PP805-3 CROSS FAUCET HANDLES. FIT-ALL Chrome Plated Finish. Marked Hot & Cold 1 Set Per Card. 7.5"H x 4"W	80503 8	6	1.7	24	6.9	.12
	PP20504 ACRYLIC FAUCET HANDLES With Hot & Cold buttons. Clear crystal For Price Pfister Windsor 1 Per Bag. 7.5"H x 6.13"W	20504 3	-	-	25	2.7	.17
	PP805-7 CANOPY FAUCET HANDLES. LEVER STYLE Chrome Plated faucet handles Marked Hot and Cold 1 Set Per Card. 7.5"H x 4"W	80507 6	6	2.5	24	9.8	.14
	PP20507 Chrome Plated faucet handles Marked Hot and Cold 1 Set Per Bag. 7.5"H x 6.13"W	20507 4	-	-	10	3.5	.62
	PP805-8 CROSS CANOPY STYLE FAUCET HANDLE Chrome Plated 1 Set Per Card. 6.625"H x 5.625"W	80508 3	6	2.5	24	10.1	.14
	PP20508 Chrome Plated 1 Set Per Bag. 7.5"H x 6.13"W	20508 1	-	-	10	3.7	.15
	PP805-111 VEE GRIP FAUCET HANDLES Chrome Plated Lever Handles 1 Set Per Card. 6"H x 2.625"W	70986 2	6	1.8	24	7.2	.12
	PP205111 Chrome Plated Lever Handles 1 Set Per Bag. 7"H x 6.13"W	05111 4	-	-	25	9.0	.15







Part Number	Item Description	UPC No. 046224	Box Qty	Box Wt	Ship Ctn Qty	Ship Ctn Wt	Ship Cubic Ft
CONTINUED							
VEE GRIP FAUCET HANDLES							
	PP805-112	Chrome Plated Cross Handles 1 Set Per Card. 6.88"H x 4.75"W	70987 9	6	2.7	24	10.8 .12
	PP205112	Chrome Plated Cross Handles 1 Set Per Bag. 7"H x 6.13"W	05112 1	-	-	25	10.8 .15
SILL COCK FAUCET HANDLES							
	PP806-1	1 3/4" Square 1 Per Card. 3.75"H x 2.625"W	80601 1	6	.48	24	1.9 .16
	PP28601	1 3/4" Square 1 Per Bag. 4.5"H x 3.25"W	28601 1	-	-	25	1.4 .08
SILL COCK FAUCET HANDLES							
	PP806-10	1 3/4" Splined 16 pt. 1 Per Card. 3.75"H x 2.625"W	80610 3	6	.45	24	1.8 .16
	PP20610	1 3/4" Splined 16 pt. 1 Per Bag. 4.5"H x 3.25"W	20610 1	-	-	10	.50 .08
SILL COCK FAUCET HANDLES							
	PP806-11	1 3/4" Round 12 pt. 1 Per Card. 3.75"H x 2.625"W	80611 0	6	.46	24	1.8 .16
	PP20611	1 3/4" Round 12 pt. 1 Per Bag. 4"H x 5"W	20611 8	-	-	25	1.4 .08
TEE HANDLE FAUCET HANDLE							
	PP20617	Tee handle with square broach 1 Per Bag. 4.75"H x 4.75"W x 5.87"D	00279 6	-	-	25	1.5 .08
TEE VALVE FAUCET HANDLES							
	PP806-15	Fits: Lawn faucet or valves with 12 or 16 pts. 2 Per Card. 3.75"H x 2.625"W	80615 8	6	.52	24	2.1 .16
	PP20615	Fits: Lawn faucet or valves with 12 or 16 pts. 2 Per Bag. 5"H x 7.75"W x 7.5"D	00324 3	-	-	25	1.7 .08
SILL COCK KEY							
	PP806-20	Sill Cock Key for 1/4" Stem 1 Per Card. 3.75"H x 2.625"W	80620 2	6	.59	24	2.4 .16
	PP20620	Sill Cock Key for 1/4" Stem 1 Per Bag. 4.5"H x 3.25"W	20620 0	-	-	25	1.9 .08


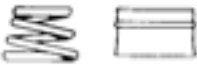




Part Number	Item Description	UPC No. 046224	Box Qty	Box Wt	Ship Ctn Qty	Ship Ctn Wt	Ship Cubic Ft	
HOME PLUMBING REPAIR KIT								
PP855-14	Contains most commonly used washers, o-rings, gaskets and screws to repair faucets, toilets, traps and garden hoses. 1 Kit Per Card. 4.5"H x 3"W	85514 9	6	2.0	24	8.0	.22	
	PP25514	Contains most commonly used washers, o-rings, gaskets and screws to repair faucets, toilets, traps and garden hoses. 1 Kit Per Bag. 7.5"H x 6.13"W	25514 7	-	-	25	6.5	.62
FLAT FAUCET WASHERS								
	PP805-20	Includes 20 Assorted Washers and 4 Screws 20 Per Card. 3.75"H x 1.875"W	80520 5	6	.66	24	2.6	.16
	PP20520	Includes 20 Assorted Washers and 4 Screws 20 Per Bag. 4.5"H x 3.25"W	20520 3	-	-	15	1.5	.08
FLAT FAUCET WASHERS								
	PP805-30	"00" Trade Size. 1/2" Diameter 6 Per Card. 3.75"H x 1.875"W	80530 4	6	.25	24	1.0	.11
	PP20530	"00" Trade Size. 1/2" Diameter 6 Per Bag. 4.5"H x 3.25"W	20530 2	-	-	10	.30	.17
	PP805-40	"00" Trade Size. 1/2" Diameter 100 Per Box. 3"H x 2.5"W x 2.5"D	80540 3	-	-	10	3.0	.19
	PP805-31	"0" (1/4"S) Trade Size. 17/32" Diameter 6 Per Card. 3.75"H x 1.875"W	80531 1	6	3.7	24	14.7	.11
	PP805-41	"0" (1/4"S) Trade Size, 17/32" Diameter 100 Per Box. 3"H x 2.5"W x 2.5"D	80541 0	-	-	10	6.0	.19
	PP805-32	1/4" Trade Size. 9/16" Diameter 6 Per Card. 3.75"H x 1.875"W	80532 8	6	.28	24	1.1	.11
	PP805-43	1/4" Trade Size. 9/16" Diameter 100 Per Box. 3"H x 2.5"W x 2.5"D	80543 4	-	-	10	3.0	.19
	PP805-33	1/4" L Trade Size. 19/32" Diameter 6 Per Card. 3.75"H x 1.875"W	80533 5	6	.26	24	1.1	.11
	PP805-44	1/4" L Trade Size. 19/32" Diameter 100 Per Box. 3"H x 2.5"W x 2.5"D	80544 1	-	-	10	3.9	.19

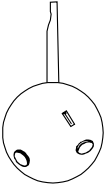
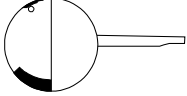
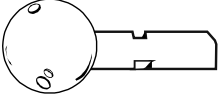





Part Number	Item Description	UPC No. 046224	Box Qty	Box Wt	Ship Ctn Qty	Ship Ctn Wt	Ship Cubic Ft
CONTINUED							
FLAT FAUCET WASHERS							
	PP805-34	$\frac{3}{8}$ " Trade Size. $\frac{5}{8}$ " Diameter 6 Per Card. 3.75"H x 1.875"W	80534 2	6	.29	24	1.2 .11
	PP805-45	$\frac{3}{8}$ " Trade Size. $\frac{5}{8}$ " Diameter 100 Per Box. 3"H x 2.5"W x 2.5"D	80545 8	-	-	10	3.8 .19
	PP805-35	$\frac{3}{8}$ " M Trade Size. $\frac{21}{32}$ " Diameter 6 Per Card. 3.75"H x 1.875"W	80535 9	6	.30	24	1.3 .11
	PP805-36	$\frac{3}{8}$ " L Trade Size. $\frac{11}{16}$ " Diameter 6 Per Card. 3.75"H x 1.875"W	80536 6	6	.25	24	1.0 .11
	PP20536	$\frac{3}{8}$ " L Trade Size. $\frac{11}{16}$ " Diameter 6 Per Bag. 4.5"H x 3.25"W	20536 4	5	.18	25	.90 .17
	PP805-47	$\frac{3}{8}$ " L Trade Size. $\frac{11}{16}$ " Diameter 100 Per Box. 3"H x 2.5"W x 2.5"D	80547 2	-	-	10	3.0 .16
	PP805-37	$\frac{1}{2}$ " R Trade Size. $\frac{3}{4}$ " Diameter 6 Per Card. 3.75"H x 1.875"W	80537 3	6	.34	24	1.3 .11
	PP20537	$\frac{1}{2}$ " R Trade Size. $\frac{3}{4}$ " Diameter 6 Per Bag. 4.5"H x 3.25"W	20537 1	-	-	25	.95 .17
	PP805-48	$\frac{1}{2}$ " R Trade Size. $\frac{3}{4}$ " Diameter 100 Per Box. 3"H x 2.5"W x 2.5"D	80548 9	-	-	10	3.9 .16
	PP805-60	$\frac{5}{8}$ " R Trade Size. $\frac{13}{16}$ " Diameter 50 Per Box. 3"H x 2.5"W x 2.5"D	80560 1	-	-	10	3.8 .19
BEVELED FAUCET WASHER ASSORTMENTS							
	PP805-22	Includes 20 assorted washers and screws 20 Per Card. 3.75"H x 2.625"W	80522 9	6	.65	24	2.6 .16
	PP805-21	Includes 24 assorted washers and screws 1 Per Card. 3.75"H x 2.625"W	80521 2	6	.73	24	2.9 .16
	PP20521	Includes 24 assorted washers and screws 1 Per Bag. 4.5"H x 3.25"W	20521 0	-	-	15	1.5 .08

Part Number	Item Description	UPC No. 046224	Box Qty	Box Wt	Ship Ctn Qty	Ship Ctn Wt	Ship Cubic Ft
BEVELED FAUCET WASHERS							
PP805-50	"00" Trade Size. 1/2" Diameter 6 Per Card. 3.75"H x 1.875"W	80550 2	6	.26	24	1.1	.11
PP20550	"00" Trade Size. 1/2" Diameter 6 Per Bag. 4.5"H x 3.25"W	20550 0	5	15	25	.75	.17
PP805-70	"00" Trade Size. 1/2" Diameter 100 Per Box. 3"H x 2.5"W x 2.5"D	80570 0	-	-	10	2.8	.19
PP805-51	"0" (1/4"S) Trade Size. 17/32" Diameter 6 Per Card. 3.75"H x 1.875"W	80551 9	6	.30	24	1.3	.11
PP805-71	"0" (1/4"S) Trade Size. 17/32" Diameter 100 Per Box. 3"H x 2.5"W x 2.5"D	80571 7	-	-	10	3.6	.19
PP805-52	1/4" Trade Size. 9/16" Diameter 6 Per Card. 3.75"H x 1.875"W	80552 6	6	.25	24	1.0	.11
PP805-72	1/4" Trade Size. 9/16" Diameter 100 Per Box. 3"H x 2.5"W x 2.5"D	80572 4	-	-	10	3.4	.19
PP805-53	1/4" L Trade Size. 19/32" Diameter 6 Per Card. 3.75"H x 1.875"W	80553 3	6	.30	24	1.2	.11
PP805-73	1/4" L Trade Size, 19/32" Diameter 100 Per Box. 3"H x 2.5"W x 2.5"D	80573 1	-	-	10	3.6	.19
PP805-54	3/8" Trade Size. 5/8" Diameter 6 Per Card. 3.75"H x 1.875"W	80554 0	6	.30	24	1.2	.11
PP805-74	3/8" Trade Size. 5/8" Diameter 100 Per Box. 3"H x 2.5"W x 2.5"D	80574 8	-	-	10	3.9	.19
PP805-55	3/8" M Trade Size. 21/32" Diameter 6 Per Card. 3.75"H x 1.875"W	80555 7	6	.32	24	1.3	.11
PP805-75	3/8" M Trade Size. 21/32" Diameter 100 Per Box. 3"H x 2.5"W x 2.5"D	80575 5	-	-	10	4.6	.19
PP805-56	3/8" L Trade Size. 11/16" Diameter 6 Per Card. 3.75"H x 1.875"W	80556 4	6	.34	24	1.4	.11
PP28556	3/8" L Trade Size. 11/16" Diameter 6 Per Bag. 4.5"H x 3.25"W	28556 4	-	-	25	1.0	.17








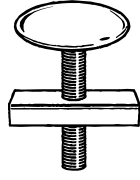


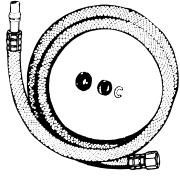
Part Number	Item Description	UPC No. 046224	Box Qty	Box Wt	Ship Ctn Qty	Ship Ctn Wt	Ship Cubic Ft
CONTINUED							
BEVELED FAUCET WASHERS							
 PP805-76	3/8" L Trade Size. 11/16" Diameter 50 Per Box. 3"H x 2.5"W x 2.5"D	80576 2	-	-	10	2.9	.19
PP805-57	1/2" R Trade Size. 3/4" Diameter 6 Per Card. 3.75"H x 1.875"W	80557 1	6	.46	24	1.8	.11
BEVELED FAUCET WASHERS							
 PP805-80	Washer assortment 100 Per Box. 3"H x 2.5"W x 2.5"D	80580 9	-	-	10	4.3	.19
FAUCET SCREWS							
 PP808-49	Assorted brass screws 6 Per Card. 3.75"H x 1.875"W	80849 7	6	.31	24	1.3	.11
PP20849	Assorted brass screws 6 Per Bag. 4.5"H x 3.25"W	20849 5	-	-	25	1.0	.17
FAUCET REPAIR KITS							
 PP808-50	For Price Pfister Crown Jewel® and Harcraft Faucets 1 Kit Per Card. 3.75"H x 1.875"W	80850 3	6	.26	24	1.0	.11
FAUCET REPAIR KITS							
REPLACEMENT SEAT & SPRING ASSEMBLY FOR SINGLE LEVER DELTA SPOUTS							
 PP808-52	Includes both long and short springs 1 Kit Per Card. 3.75"H x 1.875"W	80852 7	6	.23	24	.93	.11
PP20852	Includes both long and short springs 1 Kit Per Bag. 4.5"H x 3.25"W	20852 5	-	-	25	.60	.17
FAUCET REPAIR KITS							
REPLACEMENT SEAT ASSEMBLY							
 PP808-53	For two handle faucets and Peerless Single Lever Ball Type. Includes both long and short seats and springs 1 Kit Per Card. 3.75"H x 1.875"W	80853 4	6	.22	24	.88	.11
PP20853	For two handle faucets and Peerless Single Lever Ball Type. Includes both long and short seats and springs 1 Kit Per Bag. 4.5"H x 3.25"W	20853 2	-	-	10	.26	.17





Part Number	Item Description	UPC No.	Box Qty	Box Wt	Ship Ctn Qty	Ship Ctn Wt	Ship Cubic Ft
	FAUCET REPAIR KITS FOR VALLEY FAUCETS Replacement seat and spring assembly 1 Kit Per Card. 3.75"H x 1.875"W	046224 80878 7	6	.24	24	.96	.16
	FAUCET REPAIR KITS FOR PEERLESS FAUCETS Replacement seat assembly 1 Kit Per Card. 3.75"H x 1.875"W	80879 4	6	.20	24	.82	.1
	FAUCET REPAIR KITS FOR PEERLESS FAUCETS Replacement seat assembly 1 Kit Per Card. 3.75"H x 1.875"W	80879 4	6	.20	24	.82	.1
	PP20879 Replacement seat assembly 1 Kit Per Bag. 4"H x 5"W	20879 2	-	-	25	.85	-
	FAUCET REPAIR KITS ALL SINGLE LEVER MODELS For Peerless Faucet 1 Kit Per Card. 3.75"H x 2.625"W	80861 9	6	.22	24	.86	.16
	PP20861 For Peerless Faucet 1 Kit Per Bag. 5.5"H x 4"W	20861 7	-	-	25	1.7	.17
	FAUCET REPAIR KITS Complete repair kit for Delta Single Lever Faucets. Including replacement plastic ball (PP808-69 & PP808-70) 1 Kit Per Card. 3.75"H x 2.625"W	80867 1	6	.77	24	3.2	.25
	FAUCET REPAIR KITS FOR DELEX FAUCETS Contains O Rings, seats and springs 1 Kit Per Card. 3.75"H x 1.875"W	80868 8	6	.29	24	1.2	.16
	FAUCET REPAIR KITS FOR DELTA FAUCETS Contains All Essential Parts Including Allen Wrench 1 Kit Per Card. 3.75"H x 2.625"W	80869 5	6	.53	24	2.1	.16
	PP20869 Contains All Essential Parts Including Allen Wrench 1 Kit Per Bag. 5.5"H x 4"W	20869 3	-	-	5	.45	.17
	FAUCET REPAIR KITS For Delta/Del Dial Faucets with swing spout 1 Kit Per Card. 3.75"H x 2.625"W	80874 9	6	.54	24	2.2	.25

Part Number	Item Description	UPC No. 046224	Box Qty	Box Wt	Ship Ctn Qty	Ship Ctn Wt	Ship Cubic Ft	
	REPLACEMENT FAUCET BALL FOR SINGLE LEVER DELTA STYLE FAUCETS							
	PP808-70	Round Stem 1 Per Card. 3.75"H x 1.875"W	80870 1	6	.42	24	1.7	.16
	PP20870	Round Stem 1 Per Bag. 4.5"H x 3.25"W	20870 9	-	-	25	1.3	.17
	REPLACEMENT FAUCET BALL							
	PP808-72	Brass Ball for Delta 70. Round Stem 1 Per Card. 3.75"H x 1.875"W	80872 5	6	1.1	24	4.2	.16
	REPLACEMENT FAUCET BALL PLASTIC BALL FOR DELTA 212							
	PP808-73	Oval Stem. Fits crystal handle lavatory or bath valves 1 Per Card. 3.75"H x 1.875"W	80873 2	6	.41	24	1.6	.11
	AMERICAN STANDARD AQUA SEAL WASHER "TOP HAT"							
	PP802-1	Fits American Standard Aqua seal faucets 1 Per Card. 3.75"H x 1.875"W	80201 3	6	.22	24	.86	.11
	FAUCET REPAIR KITS							
	PP802-5	For American Standard Aqua Seal "Top Hat" washer with seats 1 Kit Per Card. 3.75"H x 1.875"W	08025 1	6	.60	24	2.4	.16
	REPLACEMENT CARTRIDGES. BRASS							
	PP808-58	For Moen Single Control. For kitchen, lavatory, and tub/shower faucets 1 Per Card. 3.75"H x 1.875"W	80858 9	6	2.0	24	7.9	.12
	REPLACEMENT CARTRIDGES. PLASTIC							
	PP808-59	For Moen Single Control. For kitchen, lavatory, and tub/shower faucets 1 Per Card. 6"H x 2.625"W	80859 6	6	.74	24	3.7	.14
	"O" RINGS							
	PP810-1	Small "O" Ring assortment. Contains 6 most popular sizes. 2 each 6 Per Card. 3.75"H x 1.875"W	81001 8	6	.26	24	1.1	.16
	PP21001	Small "O" Ring assortment. Contains 6 most popular sizes. 2 each 6 Per Bag. 4.5"H x 3.25"W	21001 6	-	-	10	.26	.17


Part Number	Item Description	UPC No. 046224	Box Qty	Box Wt	Ship Ctn Qty	Ship Ctn Wt	Ship Cubic Ft	
CONTINUED								
"O" RINGS								
	PP810-2	Large "O" Ring assortment. Contains 6 most popular sizes. 2 each 6 Per Card. 3.75"H x 1.875"W	81002 5	6	.35	24	1.4 .16	
	PP21002	Large "O" Ring assortment. Contains 6 most popular sizes. 2 each 6 Per Bag. 4.5"H x 3.25"W	21002 3	-	-	25	.90 .17	
	PP810-40BX	1/4" I.D. x 3/8" O.D. x 1/16" Thick Fits Acme Brass, Crane, Kohler 25 Per Box. 4.75"H x 4.75"W x 5.88"D	81040 7	-	-	10	.20 .08	
	PP810-41BX	5/16" I.D. x 7/16" O.D. x 1/16" Thick. Fits Central, Eljer, Kohler, Sterling, Crane and Milwaukee 25 Per Box. 4.75"H x 4.75"W x 5.88"D	91132 6	-	-	10	.45 .08	
	PP810-42BX	3/8" I.D. x 1/2" O.D. x 1/16" Thick Fits Universal Rundle 25 Per Box. 4.75"H x 4.75"W x 5.88"D	81042 1	-	-	10	.45 .08	
	PP810-4BX	3/8" I.D. x 9/16" O.D. x 3/32" Thick Fits Arrowhead, Gerber, Harcraft, Kohler, Price Pfister, Milwaukee, Repcoe, Saudy, Sterling 25 Per Box. 4.75"H x 4.75"W x 5.88"D	08104 3	-	-	10	.55 .08	
	PP810-5BX	7/16" I.D. x 5/8" O.D. x 3/32" Thick. Fits American Standard, Central, Indiana, Kohler, Sterling 25 Per Box. 4.75"H x 4.75"W x 5.88"D	08105 0	-	-	10	.55 .08	
		PP810-45BX	1/2" ID. x 11/16" O.D. x 3/32" Thick Fits Eljer, Moen, Sayco. 25 Per Box. 4.75"H x 4.75"W x 5.88"D	91133 3	-	-	10	.75 .08
		PP810-56BX	1/2" I.D. x 5/8" OD. x 1/16" Thick. Fits American Standard, Aqua Seal, Moen 25 Per Box. 4.75"H x 4.75"W x 5.88"D	81056 8	-	-	10	.45 .08
		PP810-6BX	9/16" I.D. x 3/4" O.D. x 3/32" Thick. Fits American Standard, Price Pfister, Schaible 25 Per Box. 4.75"H x 4.75"W x 5.88"D	08106 7	-	-	10	.65 .08
PP810-7BX		5/8" I.D. x 13/16" O.D. x 3/32" Thick. Fits American Standard, Price Pfister and Moen 25 Per Box. 14.75"H x 3.06"W x 4.38"D	70989 3	-	-	10	.75 .08	





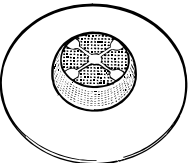
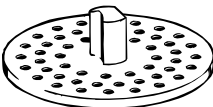
Part Number	Item Description	UPC No. 046224	Box Qty	Box Wt	Ship Ctn Qty	Ship Ctn Wt	Ship Cubic Ft	
CONTINUED								
"O" RINGS								
	PP810-8BX	1 ¹ / ₁₆ " I.D. x 7 ⁷ / ₈ " O.D. x 3 ³ / ₃₂ " Thick. Fits American Standard, Central Brass and Others 25 Per Box. 4.75"H x 4.75"W x 5.88"D	74244 9	-	-	10	.85 .08	
	PP810-49BX	3 ³ / ₄ " I.D. x 1 ⁵ / ₁₆ " O.D. 3 ³ / ₃₂ " Thick. Fits American Standard, Gerber, Kohler, Sayco, Sterling 25 Per Box. 4.75"H x 4.75"W x 5.88"D	91134 0	-	-	10	.90 .08	
	PP810-50BX	7 ⁷ / ₈ " I.D. x 1 ¹ / ₁₆ " O.D. x 3 ³ / ₃₂ " Thick. Fits Price Pfister, Mullins, Schaible 25 Per Box. 8.38"H x 7"W x 5.63"D	91135 7	-	-	10	1.2 .19	
	PP810-52BX	1 ³ / ₁₆ " I.D. x 1 ¹ / ₁₆ " O.D. x 1 ¹ / ₈ " Thick Fits Eljer and Moen 25 Per Box. 8.38"H x 7"W x 5.63"D	81052 0	-	-	10	1.6 .19	
	PP810-53BX	7 ⁷ / ₈ " I.D. x 1 ¹ / ₈ " O.D. x 1 ¹ / ₈ " Thick. Fits American Standard, Crane, Harcraft 25 Per Box. 8.38"H x 7"W x 5.63"D	81053 7	-	-	10	1.0 .19	
	PP810-54BX	1 ¹ / ₄ " I.D. x 1 ¹ / ₂ " O.D. x 1 ¹ / ₈ " Thick Fits Delta and Moen 25 Per Box. 8.38"H x 7"W x 5.63"D	81054 4	-	-	10	1.0 .19	
		PP810-55BX	2 ⁷ / ₆₄ " I.D. x 4 ⁴⁵ / ₆₄ " O.D. x 9 ⁹ / ₆₄ " Thick. Fits Crane 25 Per Box. 4.75"H x 4.75"W x 5.88"D	81055 1	-	-	10	1.2 .08
		PP810-58BX	1 ⁵ / ₁₆ " I.D. x 1 ¹ / ₁₆ " O.D. x 1 ¹ / ₁₆ " Thick. Fits Kohler 25 Per Box. 8.38"H x 7"W x 5.63"D	81058 2	-	-	10	1.3 .19
PP810-62BX	1 ⁵ / ₁₆ " I.D. x 1 ¹ / ₈ " O.D. x 3 ³ / ₃₂ " Thick Fits Delta, Eljer, Speakman 25 Per Box. 8.38"H x 7"W x 5.63"D	81062 9	-	-	10	1.0 .19		
FAUCET STEM PACKING								
	PP810-10	1 ¹ / ₈ " x 8". Teflon® 1 Per Card. 3.75"H x 1.875"W	81010 0	6	.21	24	.83 .11	
	PP21010	1 ¹ / ₈ " x 8". Teflon® 1 Per Bag. 4.5" x 3.25"W	21010 8	-	-	5	.17 .08	

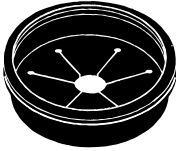


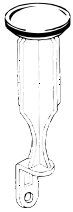

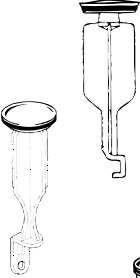
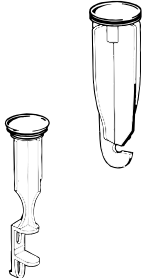
Part Number	Item Description	UPC No.	Box Qty	Box Wt	Ship Ctn Qty	Ship Ctn Wt	Ship Cubic Ft	
FAUCET STEM PACKING								
	PP810-12	Graphite Faucet Packing, 1/8" x 24" 1 Per Card. 3.88"H x 2.88"W	81012 4	6	.33	24	1.3	.16
	PP21012	Graphite Faucet Packing, 1/8" x 24" 1 Per Bag. 4.5" x 3.25"W	21012 2	-	-	25	.98	-
TWIST PACKING. 24" LONG								
	PP810-13	Forms its own washer under pressure 1 Per Card. 3.88"H x 2.88"W	81013 1	6	.27	24	1.34	.16
	FAUCET HOLE COVER							
	PP815-1	1 3/4" Chrome Plated. Includes bolt and wing nut 1 Per Card. 3.75"H x 2.625"W	81501 3	6	.55	24	2.2	.16
	PP21501	1 3/4" Chrome Plated. Includes bolt and wing nut 1 Per Bag. 3.25"H x 5"W	21501 1	-	-	10	1.5	.08
FAUCET HOLE SNAP-IN COVER								
	PP815-11	1 1/2" O.D. Stainless Steel 1 Per Card. 3.75"H x 2.625"W	81511 2	6	.24	24	.95	.11
	PP21511	1 1/2" O.D. Stainless Steel 1 Per Bag. 4.5"H x 3.25"W	21511 0	-	-	10	.40	.08
SPRAY FAUCET HEAD								
	PP815-2	Black. Replacement for kitchen sink spray 1 Per Card. 7.625"H x 4.125"W	81502 0	6	1.1	24	4.1	.12
	PP21502	Black. Replacement for kitchen sink spray 1 Per Bag. 7.5"H x 6.13"W	21502 8	-	-	10	2.5	.15
	PP815-6	White. Replacement for kitchen sink spray 1 Per Card. 7.625"H x 4.125"W	01467 6	6	1.1	24	4.1	.15
	PP21506	White. Replacement for kitchen sink spray 1 Per Bag. 7.5"H x 6.13"W	21506 6	-	-	10	2.5	.15
KITCHEN FAUCET HOSE								
	PP815-3	4'. Replacement hose for kitchen sink spray 1 Per Card. 8.875"H x 7.125"W	81503 7	6	3.1	24	12.2	.68
	PP21503	4'. Replacement hose for kitchen sink spray 1 Per Bag. 13.25"H x 8"W	21503 5	-	-	5	2.6	.31

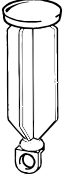
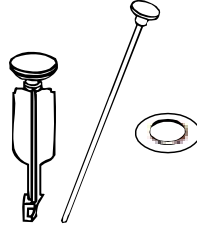


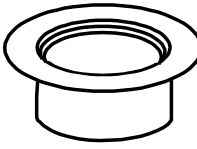
Part Number	Item Description	UPC No. 046224	Box Qty	Box Wt	Ship Ctn Qty	Ship Ctn Wt	Ship Cubic Ft
HOSE & SPRAY. FOR KITCHEN SINKS							
4' HOSE AND UNIVERSAL COUPLING							
	PP815-4	Black spray head 1 Per Card. 8.875"H x 7.125"W	81504 4	6	3.7	24	14.6 .68
	PP21504	Black spray head 1 Per Bag. 13.25"H x 8"W	21504 2	-	-	5	3.0 .31
	PP815-8	White spray head 1 Per Card. 8.875"H x 7.125"W	01466 9	6	3.7	24	14.6 .68
	PP21508	White spray head 1 Per Bag. 13.25"H x 8"W	21508 0	-	-	10	6.0 .51
HOSE GUIDE							
REPLACEMENT FOR KITCHEN FAUCET							
	PP815-5	Chrome Plated with nut and washer 1 Per Card. 5"H x 4"W	81505 1	6	.59	24	2.4 .12
	PP21505	Chrome Plated with nut and washer 1 Per Bag. 4"H x 5"W	21505 9	-	-	10	1.5 .08
	PP815-7	White with nut and washer 1 Per Card. 5"H x 4"W	01469 0	6	.52	24	2.1 .12
	PP21507	White with nut and washer 1 Per Bag. 4"H x 5"W	21507 3	-	-	10	.87 .08
BATH SPRAY							
	PP825-60	All purpose spray attachment adapt to most sink spouts. Rubber, slip on connector 1 Per Bag. 14.38"H x 8.5"W	82560 9	-	-	5	4.3 .52
DRAIN STOPPERS							
	PP820-1	1 1/8"-1 1/4". Duo Fit White Rubber 1 Per Card. 3.75"H x 2.625"W	82001 7	6	.42	24	1.7 .25
	PP22001	1 1/8"-1 1/4". Duo Fit White Rubber 1 Per Bag. 4.5"H x 3.25"W	22001 5	-	-	10	.43 .08
	PP820-2	1 1/2". White Rubber 1 Per Card. 3.75"H x 2.625"W	82002 4	6	.54	24	2.2 .25
	PP22002	1 1/2". White Rubber 1 Per Bag. 4.5"H x 3.25"W	22002 2	-	-	10	.87 .08

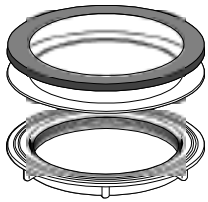
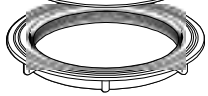
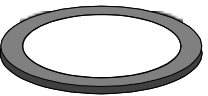
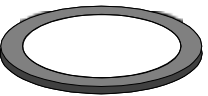




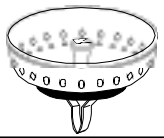
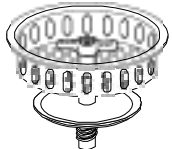

Part Number	Item Description	UPC No. 046224	Box Qty	Box Wt	Ship Ctn Qty	Ship Ctn Wt	Ship Cubic Ft
CONTINUED							
DRAIN STOPPERS							
PP820-3	1"-1 ³ / ₈ ". Duo Fit White Rubber 1 Per Card. 3.75"H x 2.625"W	82003 1	6	.53	24	2.1	.25
PP22003	1"-1 ³ / ₈ ". Duo Fit White Rubber 1 Per Bag. 4.5"H x 3.25"W	22003 9	-	-	10	.82	.08
PP820-5	7 ⁷ / ₈ "-1". Duo Fit White Rubber 1 Per Card. 3.75"H x 2.625"W	82005 5	6	.37	24	1.5	.16
PP22005	7 ⁷ / ₈ "-1". Duo Fit White Rubber 1 Per Bag. 4.5"H x 3.25"W	22005 3	-	-	5	.25	.08
PP820-6	1 ⁵ / ₈ "-1 ³ / ₄ ". Duo Fit White Rubber 1 Per Card. 3.75"H x 2.625"W	82006 2	6	.49	24	2.0	.16
PP22006	1 ⁵ / ₈ "-1 ³ / ₄ ". Duo Fit White Rubber 1 Per Bag. 4.5"H x 3.25"W	22006 0	-	-	25	2.1	.15
STOPPER							
PP820-39	1 ³ / ₈ "-1 ¹ / ₂ ". Duo Fit White Rubber 1 Per Card. 3.75"H x 2.625"W	82039 0	6	.47	24	1.9	.16
PP22039	1 ³ / ₈ "-1 ¹ / ₂ ". Duo Fit White Rubber 1 Per Bag. 4.5"H x 3.25"W	22039 8	-	-	25	2.0	.16
BASIN STOPPER							
PP820-42	11" Chain. Fit All. With plated ring White Rubber 1 Per Card. 3.75"H x 2.625"W	82042 0	6	.55	24	2.2	.16
TUB STOPPERS. WHITE RUBBER							
PP820-4	1 ¹ / ₂ "-2". Fit All. With plated ring 1 Per Card. 5.375"H x 4.625"W	82004 8	6	.99	24	4.0	.08
PP22004	1 ¹ / ₂ "-2". Fit All. With Plated Ring 1 Per Bag. 5.5"H x 4"W	22004 6	-	-	10	1.1	.08









Part Number	Item Description	UPC No. 046224	Box Qty	Box Wt	Ship Ctn Qty	Ship Ctn Wt	Ship Cubic Ft	
DRAIN STOPPERS AND BEAD CHAIN								
	PP820-7	1¾". White Rubber 1 Per Card. 3.75"H x 2.625"W	82007 9	6	.69	24	2.8	.25
	PP22007	1¾". White Rubber 1 Per Bag. 4.5"H x 3.25"W	22007 7	-	-	5	.75	.08
	PP820-43	1½"-2". With 11" Chain. White Rubber 1 Per Card. 5.375"H x 4.625"W	82043 7	6	.60	24	2.4	.33
FLAT SINK STOPPER								
	PP820-14	Suction sink stopper 1 Per Card. 6.62"H x 5.625"W	82014 7	6	1.3	24	5.1	.14
	PP22014	Suction sink stopper 1 Per Bag. 6.13"H x 8"W	22014 5	-	-	15	1.4	.15
GARBAGE DISPOSAL STOPPER								
	PP820-15	Fits most disposers 1 Per Card. 6.625"H x 5.625"W	82015 4	6	1.0	24	4.2	.12
	PP22015	Fits most disposers 1 Per Bag. 7.5"H x 6.13"W	22015 2	-	-	5	7.0	.08
GARBAGE DISPOSAL STOPPER								
	PP820-11	For In-Sink Erator 1 Per Bag. 5.5"H x 4.75"W	01468 3	6	.12	24	.48	-
	PP22011	For In-Sink Erator 1 Per Bag. 9"H x 3.75"W x 7.5"D	22011 4	-	-	10	.20	.15
STRAINER GUARD FOR SINK. PLASTIC								
	PP820-17	Fits sink, tub or shower. Prevents hair and small particles from clogging drain 1 Per Card. 6.625"H x 5.625"W	82017 8	6	1.1	24	4.5	-
	PP22017	Fits sink, tub or shower. Prevents hair and small particles from clogging drain 1 Per Bag. 6.13"H x 7"W	22017 6	6	-	25	2.9	.3
DISPOSAL STRAINER GUARD								
	PP820-27	Keeps objects from falling in disposal 1 Per Card. 5"H x 4"W	82027 7	6	.86	24	3.5	.14
	PP22027	Keeps objects from falling in disposal 1 Per Bag. 7.5"H x 6.13"W	22027 5	-	-	5	1.75	.08



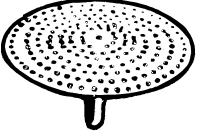

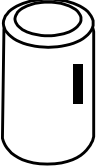
Part Number	Item Description	UPC No.	Box Qty	Box Wt	Ship Ctn Qty	Ship Ctn Wt	Ship Cubic Ft
SPLASH GUARD							
	PP820-16	Splash Guard for garbage disposal 1 Per Card. 5.375"H x 4.625"W	82016 1	6	.94	24	3.7 .12
	PP22016	Splash Guard for garbage disposal 1 Per Bag. 7.5"H x 6.13"W	22016 9	-	-	5	.60 .08
SPLASH GUARD							
	PP22012	Splash Guard for In-Sink Erator 1 Per Bag. 9"H x 3.75"W x 7.5"D	22012 1	-	-	10	2.0 .15
BEAD CHAINS							
	PP820-19	11" Long 1 Per Card. 3.75"H x 1.875"W	82019 2	6	.26	24	1.0 .11
	PP820-20	15" Long 1 Per Card. 3.75"H x 1.875"W	82020 8	6	.29	24	1.2 .11
	PP22020	15" Long 1 Per Bag. 4.5"H x 3.25"	22020 6	-	-	25	.85 .08
POP-UP PLUNGERS							
	PP22080	Pop-up Stopper. Chrome 1 Per Bag. 7.5"H x 3.75"W x 9"D	73485 7	-	-	10	.76 .15
	PP22080PB	Pop-up Stopper. Polished Brass 1 Per Bag. 5"H x 3.75"W x 7.5"D	74063 6	-	-	5	.38 .08
	PP22080AN	Pop-up Stopper. Antique Brass 1 Per Bag. 5"H x 3.75"W x 7.5"D	74056 8	-	-	5	.38 .08
	PP820-71	Plunger fits Price Pfister Pop-Up. Chrome 1 Per Card. 6.625"H x 1.875"W	82071 0	6	.90	24	3.6 .12
	PP22074	Pop-up Plunger for Price Pfister. Chrome 1 Per Bag. 7.5"H x 3.75"W x 9"D	22074 9	-	-	10	1.3 .15
	PP22081	Pop-up Stopper for Am. Std. Chrome 1 Per Bag. 7.5"H x 3.75"W x 9"D	73486 4	-	-	5	.81 .15
	PP22082	Pop-up Stopper for Kohler. Chrome 1 Per Bag. 7.5"H x 3.75"W x 9"D	73487 1	-	-	10	1.1 .15
	PP22084	Pop-up Stopper for Delta. Chrome 1 Per Bag. 7.5"H x 3.75"W x 9"D	73489 5	-	-	10	.76 .15

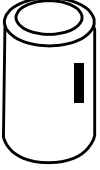
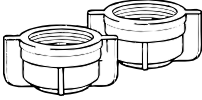
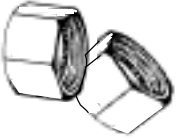
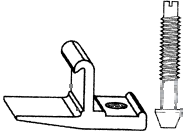


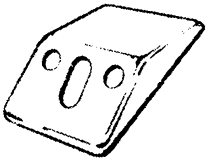


Part Number	Item Description	UPC No. 046224	Box Qty	Box Wt	Ship Ctn Qty	Ship Ctn Wt	Ship Cubic Ft	
CONTINUED								
POP-UP PLUNGERS								
	PP22085	Pop-up Stopper for Moen/Stanadyne 1 Per Bag. 7.5"H x 3.75"W x 9"D	73490 1	-	-	10	.76 .15	
	POP-UP TRIM KITS							
	PP22673	For Price Pfister. Chrome Plated 1 Per Bag. 14"H x 3.75"W x 7.5"D	22673 4	-	-	5	1.0 .23	
	PP22673PB	For Price Pfister. Polished Brass 1 Per Bag. 14"H x 3.75"W x 7.5"D	74080 3	-	-	5	1.0 .23	
	PP22673AN	For Price Pfister. Antique Brass 1 Per Bag. 14"H x 3.75"W x 7.5"D	74081 0	-	-	5	1.0 .23	
	POP-UP CENTER ROD ASSEMBLY FOR PRICE PFISTER AND OTHER POP-UPS							
	PP820-73	Chrome Plated 1 Per Card. 6.88"H x 4.75"W	82073 4	6	1.2	24	4.8 .12	
	PP22073	Chrome Plated 1 Per Bag. 9"H x 3.75"W x 7.5"D	74173 2	-	-	10	2.0 .15	
POP-UP REPLACEMENT PARTS FITS MOST PLUNGERS								
	PP820-72	Sink drain rod and strap. 8" 1 Per Card. 12"H x 1.875"W	82072 7	6	1.5	24	6.0 .32	
	PP22072	Sink drain rod and strap. 8" 1 Per Bag. 7.5"H x 3.75"W x 14"D	22072 5	-	-	25	5.7 -	
	PP22076	Sink drain rod and strap. 10" 1 Per Bag. 7.5"H x 3.75"W x 14"D	22076 3	-	-	5	1.4 -	
TOP COLLAR RINGS FOR POP-UPS								
	PP22177	For Price Pfister and other pop-ups Polished Chrome 1 Per Bag. 5"H x 3.75"W x 7.5"D	00119 5	-	-	5	.14 .08	
	PP22177PB	For Price Pfister and other pop-ups Polished Brass 1 Per Bag. 5"H x 3.75"W x 7.5"D	00120 1	-	-	5	.14 .08	
	PP22177AN	For Price Pfister and other pop-ups Antique Brass 1 Per Bag. 5"H x 3.75"W x 7.5"D	00121 8	-	-	5	.14 .08	

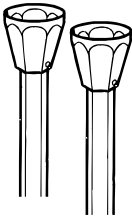
Part Number	Item Description	UPC No.	Box Qty	Box Wt	Ship Ctn Qty	Ship Ctn Wt	Ship Cubic Ft
STRAINER WASHERS							
 PP820-23	Sink strainer locknut with washers Includes 1-Friction Washer, 1 -Rubber Washer 3 1/2" I.D., 1 -Locknut 1 Per Card. 6.625"H x 5.625"W	82023 9	6	1.4	24	5.8	.14
 PP22023	Sink strainer locknut with washers Includes 1-Friction Washer, 1 -Rubber Washer 3 1/2" I.D., 1 -Locknut 1 Per Bag. 7.5"H x 6.13"W	22023 7	-	-	5	1.1	.08
 PP820-24	Basket strainer washer. 3 1/2" 1 Per Card. 7.25"H x 5.75"W	82024 6	6	.74	24	3.0	.14
 PP22024	Basket strainer washer. 3 1/2" I.D. 1 Per Bag. 7.5" x 6.13"	22024 4	-	-	10	4.0	.08
REPLACEMENT STRAINER BASKET STAINLESS STEEL							
 PP820-22	With fixed post and stopper 1 Per Card. 5.5"H x 4.625"W	82022 2	6	1.3	24	5.0	.22
 PP22022	With fixed post and stopper 1 Per Bag. 3.25"H x 4"W	22022 0	-	-	25	4.2	.62
REPLACEMENT STRAINER BASKET							
 PP820-25	Stainless Steel with adjustable post 1 Per Card. 5.5"H x 4.625"W	82025 3	6	1.2	24	4.6	.22
 PP22025	Stainless Steel with adjustable post 1 Per Bag. 7.5"H x 6.13"W	22025 1	-	-	15	2.8	.62
 PP820-50	Stainless Steel with spring style post 1 Per Card. 5.5"H x 4.625"W	01003 6	6	.90	24	3.6	.17
 PP820-34	Replacement for #1433 Stainless Steel with Twist 'N Lock post 1 Per Card. 5.5"H x 4.625"W	01014 2	6	1.2	24	4.6	.17
 PP22033	For Sterling 1 Per Bag. 7.5"H x 6.13"W	22033 6	-	-	25	3.7	.17

SINK & FAUCET

Part Number	Item Description	UPC No. 046224	Box Qty	Box Wt	Ship Ctn Qty	Ship Ctn Wt	Ship Cubic Ft
REPLACEMENT STRAINER BASKET							
 PP820-26	Plastic with adjustable post 1 Per Card. 5.5"H x 4.625"W	82026 0	6	1.2	24	4.7	.22
PP2082026	Plastic with adjustable post 1 Per Bag. 7.5"H x 6.13"W	22026 8	-	-	10	1.3	.15
JR. DUO STRAINER ASSEMBLY							
 PP820-28	Chrome. Fits 2"-2 1/2" drain opening 1 Per Card. 5.875"H x 4.375"W	82028 4	6	2.4	24	9.6	.23
REPLACEMENT STRAINER BASKET							
 PP820-29	For Junior Duo Strainer 1 Per Card. 3.75"H x 2.625"W	82029 1	6	.45	24	1.8	.25
BASKET STRAINER							
 PP820-30	1 1/2" Basket with post. Chrome 1 Per Card. 3.75"H x 2.625"W	82030 7	6	.58	24	2.3	.25
PP22030	1 1/2" Basket with post. Chrome 1 Per Bag. 5.5"H x 4.5"W	22030 5	-	-	10	.65	.08
BASKET STRAINER							
PP22138	1 1/4" x 3/4" Sink basket strainer 1 Per Bag. 5.75"H x 4.25"W	22138 8	-	-	15	.19	.08
 PP820-31	1 1/2" Sink basket strainer 1 Per Card. 3.75"H x 2.625"W	82031 4	6	.46	24	1.8	.25
PP22031	1 1/2" Sink Basket Strainer 1 Per Bag. 5.5"H x 4.5"W	22031 2	-	-	10	.50	.08
PP820-37	1" Basin basket strainer 1 Per Card. 3.75"H x 2.625"W	82037 6	6	.30	24	1.2	.16
PP22137	1" Basin basket strainer 1 Per Bag. 5.5"H x 4.5"W	22137 1	-	-	25	.67	.08
BASKET STRAINER							
 PP820-40	1 3/8". Bath or wash tub strainer 1 Per Card. 3.75"H x 2.625"W	82040 6	6	.33	24	1.3	.16
PP22040	1 3/8". Bath or wash tub strainer 1 Per Card. 5.5"H x 4.5"W	22040 4	-	-	25	.83	.08

Part Number	Item Description	UPC No.	Box Qty	Box Wt	Ship Ctn Qty	Ship Ctn Wt	Ship Cubic Ft
BASKET STRAINER. LESS STOPPER							
 PP820-45	1 1/2". Rough Brass laundry tub strainer 1 Per Card. 3.75"H x 2.625"W	82045 1	6	.41	24	1.6	.16
PP22045	1 1/2". Rough Brass laundry tub strainer 1 Per Bag. 4"H x 5"W	22045 9	-	-	5	.40	.08
SNAP IN STRAINERS							
3 PRONG STYLE							
PP820-55	1 5/8" 1 Per Card. 3.75"H x 2.625"W	82055 0	6	.23	24	.91	.11
 PP22055	1 5/8" 1 Per Bag. 4.5"H x 3.25"	22055 8	-	-	25	.94	.08
PP820-60	1 7/8" 1 Per Card. 3.75"H x 2.625"W	82060 4	6	.25	24	1.0	.11
PP22060	1 7/8" 1 Per Bag. 4.5"H x 3.25"W	22060 2	-	-	25	1.1	.08
DRAIN PROTECTORS							
 PP820-65	Aluminum with Clip 3" 1 Per Card. 5.375"H x 4.625"W	82065 9	6	.56	24	2.2	.12
PP22065	Aluminum with Clip 3" 1 Per Bag. 5.5"H x 4"W	22065 7	-	-	10	.84	.17
SNAP-IN STRAINER FOR KOHLER							
 PP20214	Chrome Plated. For Kohler 1 Per Bag. 5"H x 3.75"W x 7.5"D	20214 1	-	-	5	1.1	.08
DISHWASHER AIR GAP CAPS							
PP855-68	Chrome Plated 1 Per Card. 5.5"H x 4.625"W	01471 3	6	.17	24	.66	-
 PP25571	Chrome Plated 1 Per Bag. 6.125"H x 7"W	00122 5	-	-	5	.45	.15
PP855-68PB	Polished Brass 1 Per Card. 5.5"H x 4.625"W	01472 0	6	.17	24	.66	-
PP25571PB	Polished Brass 1 Per Bag. 6.125"H x 7"W	00123 2	-	-	5	.45	.15
PP25571ALM	Almond 1 Per Bag. 6.125"H x 7"W	00124 9	-	-	5	.45	.15


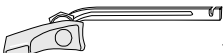
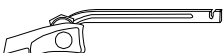






Part Number	Item Description	UPC No. 046224	Box Qty	Box Wt	Ship Ctn Qty	Ship Ctn Wt	Ship Cubic Ft
CONTINUED							
	PP855-68WH	DISHWASHER AIR GAP CAPS White 1 Per Card. 5.5"H x 4.625"W	01473 7	6	.17	24	.66 -
	PP25571WH	White 1 Per Bag. 6.125"H x 7"W	00125 6	-	-	5	.45 .15
	PP800-81	FAUCET COUPLING NUT Plastic 2 Per Card. 3.75"H x 2.625"W	80081 1	6	.06	24	.24 -
	PP28081	Plastic 2 Per Bag. 4"H x 6"W	28081 1	-	-	25	.25 .08
	PP800-80	BASIN COUPLING NUT Chrome Plated 2 Per Card. 3.75"H x 2.625"W	80080 4	6	.51	24	2.1 .35
	PP800-80BU	Chrome Plated Bulk. 9"H x 5"W x 4.5"D	90021 4	10	.41	100	4.1 .12
	PP22682	SINK CLIPS WITH SCREWS For Stainless Steel sinks 10 Per Bag. 4"H x 5"W	22682 6	-	-	25	3.8 .15
	PP800-88	FAUCET LOCKNUT & ROSETTE 2 Per Card. 3.75"H x 2.625"W	80088 0	6	.36	24	1.4 .11
	PP22026	FAUCET LOCKNUT 1/2" Plastic 1 Per Bag. 5"H x 3.75"W x 7.5"D	74055 1	-	-	5	1.5 .08
	PP826-81	BASIN HANGERS Universal Design. Galvanized Steel 2 Per Card. 3.75"H x 2.625"W	82681 1	6	1.1	24	4.5 .11
	PP22681	Universal Design. Galvanized Steel 2 Per Bag. 4"H x 5"W	73492 5	-	-	10	2.1 .08
	PP22683	Universal Design. 7". Galvanized Steel 10 Per Box. 3.75"H x 5"W x 7.5"D	73497 0	-	-	10	3.7 .08
	PP22679	3 Way Steel 1 Per Bag. 7"H x 6.13"W	22679 6	-	-	10	3.4 .08


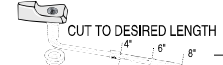








Part Number	Item Description	UPC No.	Box Qty	Box Wt	Ship Ctn Qty	Ship Ctn Wt	Ship Cubic Ft
SINK LEGS							
	PP22680 28" With Flanges 2 Per Bag. 42"H x 6.25"W	046224 73491 8	-	-	5	1.0	.53
	PP826-80 28" With Flanges. Chrome Plated/Metal 1 Per Box. 36.25"H x 7.88"W x 10"D	82680 4	-	-	10	2.0	1.65

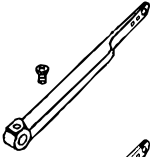
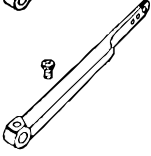





Part Number	Item Description	UPC No. 046224	Box Qty	Box Wt	Ship Ctn Qty	Ship Ctn Wt	Ship Cubic Ft
-------------	------------------	-------------------	---------	--------	--------------	-------------	---------------

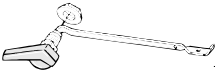
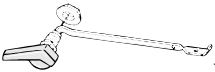




--	--	--	--	--	--	--	--

SINK & FAUCET

Part Number	Item Description	UPC No. 046224	Box Qty	Box Wt	Ship Ctn Qty	Ship Ctn Wt	Ship Cubic Ft
AMERICAN STANDARD FLUSH LEVER HANDLES							
	PP835-66 Front mount 4-1/2" arm. Chrome Plated handle 1 Per Card. 12.75"H x 3.875"W	73394 2	6	1.4	24	5.8	.7
	PP23566 Front mount 4-1/2" arm. Chrome Plated handle 1 Per Bag. 10.5"H x 4.5"W	23566 8	-	-	25	6.0	.55
	PP836-25 Front mount 4" arm Chrome Plated handle for Am Std/Eljer 1 Per Card. 12.75"H x 3.875"W	73431 4	6	.56	24	2.2	.70
	PP23625 Front mount 4" arm Chrome Plated handle for Am Std/Eljer 1 Per Bag. 10.5"H x 4.5"W	23625 2	-	-	25	2.3	.55
	PP23614 Front Mount 4" arm White handle for Am Std/Eljer 1 Per Bag. 10.5"H x 4.5"W	23614 6	-	-	25	1.1	.55
	PP835-62 Front mount 6" arm. Chrome Plated handle for Cadet & Plebe Am Std 1 Per Card. 12.75"H x 3.875"W	83562 2	6	.60	24	2.4	.70
	PP23562 Front mount 6" arm. Chrome Plated handle for Cadet & Plebe Am Std 1 Per Bag. 10.5"H x 4.5"W	23562 0	-	-	25	2.5	.55
	PP23615 Front mount 6" arm White handle for Cadet & Plebe Am Std 1 Per Bag. 10.5"H x 4.5"W	23615 3	-	-	25	2.3	.55
	PP836-16 Front Mount 8" arm. Chrome Plated handle 1 Per Card. 16.5"H x 4.5"W	01478 2	6	.67	24	2.7	.70
	PP23616 Front Mount 8" arm. Chrome Plated handle 1 Per Bag. 16.5"H x 4.5"W	23616 0	-	-	10	1.1	.26
	PP23617 Front Mount 8" arm. White handle 1 Per Bag. 16.5"H x 4.5"W	23617 7	-	-	10	1.1	.26
	PP836-26 Front Mount 8" arm. Chrome Plated handle Combo for 4", 6", or 8" for Am Std 1 Per Card. 12.75"H x 3.875"W	73432 1	6	.90	24	3.6	.26
	PP23626 Front Mount 8" arm. Chrome Plated handle Combo for 4", 6", or 8" for Am Std 1 Per Bag. 16.5"H x 4.5"W	23626 9	-	-	10	1.1	.26
	PP835-76 Front mount 8" arm. White handle Combo for 4", 6", or 8" for Am Std 1 Per Card. 12.75"H x 3.875"W	73433 8	-	-	6	.60	.55




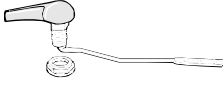
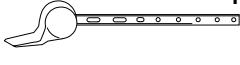
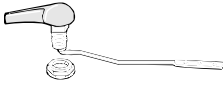

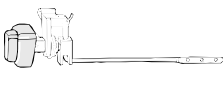
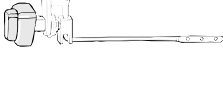
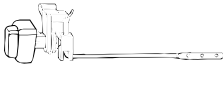
Part Number	Item Description	UPC No. 046224	Box Qty	Box Wt	Ship Ctn Qty	Ship Ctn Wt	Ship Cubic Ft
CONTINUED							
AMERICAN STANDARD FLUSH LEVER HANDLESS							
 PP23576	Front mount 8" arm. White handle Combo for 4", 6", or 8" for Am Std 1 Per Bag. 16.5"H x 4.5"W	23576 7	-	-	25	2.5	.55
 PP835-77	Neo Angle 28° 8" arm. Chrome Plated handle Combo for 4", 6", or 8" for Am Std 1 Per Card. 12.75"H x 3.875"W	73434 5	6	.60	24	2.5	.70
 PP23577	Neo Angle 28° 8" arm. Chrome Plated handle Combo for 4", 6", or 8" for Am Std 1 Per Bag. 16.5"H x 4.5"W	23577 4	-	-	25	2.5	.55
 PP23627	Neo Angle 28° 8" arm. White handle Combo for 4", 6", or 8" for Am Std 1 Per Bag. 16.5"H x 4.5"W	23627 6	-	-	10	1.1	.26
 PP836-28	Neo Angle 45° 6" arm. Chrome Plated handle for Hamilton, Cadet II and Cadet III Am Std 1 Per Card. 12.75"H x 3.875"W	73435 2	-	-	6	.60	.70
 PP23628	Neo Angle 45° 6" arm. Chrome Plated handle for Hamilton, Cadet II and Cadet III Am Std 1 Per Bag. 10.5"H x 4.5"W	23628 3	-	-	10	1.1	.26
 PP23629	Neo Angle 45° 6" arm. White handle for Hamilton, Cadet II, and Cadet III Am Std 1 Per Bag. 10.5"H x 4.5"W	23629 0	-	-	10	1.0	.26
ELJER FLUSH LEVER HANDLES							
 PP835-74	Flush lever for Eljer side mount Chrome Plated handle 1 Per Card. 12.75"H x 3.875"W	73402 4	6	1.8	24	7.2	.70
 PP23574	Flush lever for Eljer side mount Chrome Plated handle 1 Per Bag. 16.5"H x 4.5"W	23574 3	-	-	10	2.7	.55
 PP23569	Flush lever for Eljer Touch Flush Chrome Plated handle 1 Per Bag. 7"H x 6.13"W	23569 9	-	-	10	.80	.26
GERBER FLUSH LEVER HANDLES							
PP835-71	Flush Lever for Gerber Chrome Plated handle 1 Per Card	83571 4	6	2.1	24	8.4	.70
PP23571	Flush Lever for Gerber Chrome Plated handle 1 Per Bag. 16.5"H x 4.5"W	23571 2	-	-	5	1.8	.26

Part Number	Item Description	UPC No. 046224	Box Qty	Box Wt	Ship Ctn Qty	Ship Ctn Wt	Ship Cubic Ft
KOHLER FLUSH LEVER HANDLES & ARMS							
	PP23572 Flush arm for Kohler Brass 1 Per Bag. 10.5"H x 4.5"W	23572 9	-	-	5	1.0	.17
	PP836-35 Flush arm for Kohler Plastic 1 Per Card. 12"H x 1.875"W	73408 6	6	.43	24	1.7	.70
	PP23635 Flush arm for Kohler Plastic 1 Per Bag. 10.5"H x 4.5"W	23635 1	-	-	10	.70	.17
	PP836-39 Flush lever for Kohler. Chrome Plated handle 1 Per Card. 12.75"H x 3.875"W	73409 3	6	2.6	24	10.5	.70
	PP23639 Flush lever for Kohler. Chrome Plated handle 1 Per Bag. 16.5"H x 4.5"W	23639 9	-	-	10	4.4	.55
	PP836-36 Kohler Neo Angle side mount Chrome Plated handle 1 Per Card. 12.75"H x 3.875"W	73410 9	6	1.7	24	6.9	.70
	PP23636 Kohler Neo Angle side mount Chrome Plated handle 1 Per Bag. 16.5"H x 4.5"W	23636 8	-	-	10	2.9	.55
MANSFIELD FLUSH LEVER HANDLES							
	PP836-30 Mansfield tank lever for Universal flapper valve Chrome Plated handle 1 Per Card. 12.75"H x 3.875"W	73414 7	-	-	6	.40	.70
	PP23630 Mansfield tank lever for Universal flapper valve Chrome Plated handle 1 Per Bag. 16.5"H x 4.5"W	23630 6	-	-	25	3.0	.55
	PP836-32 Mansfield tank lever. # 35 & #51 tanks Chrome Plated handle 1 Per Card. 12.75"H x 3.875"W	73415 4	6	.12	24	2.8	.70
	PP23632 Mansfield tank lever. # 35 & #51 tanks Chrome Plated handle 1 Per Bag. 16.5"H x 4.5"W	23632 0	-	-	25	3.0	.55
	PP836-31 Mansfield tank lever. Old style #42 Chrome Plated handle 1 Per Card. 14.75"H x 3.875"W	73416 1	-	-	6	.14	.70
	PP23631 Mansfield tank lever. Old style #42 Chrome Plated handle 1 Per Bag. 16.5"H x 4.5"W	23631 3	-	-	25	7.6	.55








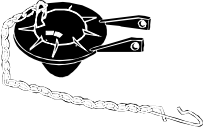


Part Number	Item Description	UPC No. 046224	Box Qty	Box Wt	Ship Ctn Qty	Ship Ctn Wt	Ship Cubic Ft
CONTINUED							
MANSFIELD FLUSH LEVER HANDLES							
	PP836-74	Mansfield tank lever Polished Brass handle 1 Per Card. 14.5"H x 3.5"W	00308 3	6	.52	24	2.1 .70
	PP23674	Mansfield tank lever Polished Brass handle 1 Per Bag. 14"H x 3.75"W x 7.5"D	00097 6	-	-	10	.70 .23
UNIVERSAL RUNDLE FLUSH LEVER HANDLES							
	PP835-85	Flush lever for Universal Rundle Chrome Plated handle 1 Per Card. 12.75"H x 3.875"W	73425 3	-	-	6	.12 .70
	PP23585	Flush lever for Universal Rundle Chrome Plated handle 1 Per Bag. 16.5"H x 4.5"W	23585 9	-	-	5	1.4 .26
FLUSH LEVER HANDLES - "FIT ALL"							
	PP835-73	Premium tank lever Porcelain and Chrome Plated handle 1 Per Card. 12.75"H x 3.875"W	00309 0	6	.40	24	16.0 .70
	PP23573	Premium tank lever Porcelain and Chrome Plated handle 1 Per Bag. 15"H x 7.75"W x 7.5"D	00103 4	-	-	10	6.7 .5
	PP836-73	Premium tank lever Polished Brass handle 1 Per Card. 12.75"H x 3.875"W	00310 6	6	3.6	24	14.4 .70
	PP23673	Premium tank lever Polished Brass handle 1 Per Bag. 14"H x 3.75"W x 7.5"D	00096 9	-	-	10	6.0 .5
	PP835-58	Chrome Plated handle with metal nut and spud, brass rod 1 Per Card. 12.75"H x 3.875"W	83558 5	-	-	6	2.4 .70
	PP23558	Chrome Plated handle with metal nut and spud, brass rod 1 Per Bag. 16.5"H x 4.5"W	23558 3	-	-	25	6.2 .55
	PP23558-5	Chrome Plated handle with metal nut and spud, brass rod Contractor 5 Pack 5 Per Bag. 10"H x 8"W	73300 3	-	-	10	11.2 .55



**CONTRACTOR
5 PACK**



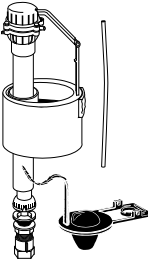

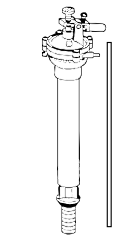
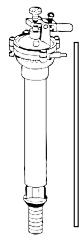

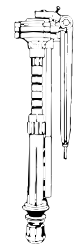
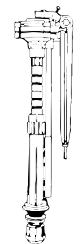
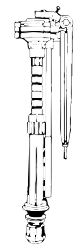
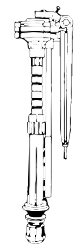
Part Number	Item Description	UPC No.	Box Qty	Box Wt	Ship Ctn Qty	Ship Ctn Wt	Ship Cubic Ft
CONTINUED							
FLUSH LEVER HANDLES - "FIT ALL"							
	PP835-6 Plastic nut & spud with metal rod Chrome Plated handle 1 Per Card. 12.75"H x 3.875"W	83506 6	6	1.28	24	5.1	.70
	PP23506 Plastic nut & spud with metal rod Chrome Plated handle 1 Per Bag. 16.5"H x 4.5"W	23506 4	-	-	25	3.9	.55
	PP23506-5 Plastic nut & spud with metal rod Chrome Plated handle Contractor 5 Pack 5 Per Bag. 10"H x 8"W	73298 3	-	-	10	6.6	.55
	PP835-64 Plastic nut & spud with metal rod Antique Brass handle 1 Per Card. 12.75"H x 3.875"W	83564 6	6	2.2	24	8.8	.70
	PP23564 Plastic nut & spud with metal rod Antique Brass handle 1 Per Bag. 16.5"H x 4.5"W	23564 4	-	-	10	2.5	.26
	PP835-63PB Plastic nut & spud with metal rod Polished Brass handle 1 Per Card. 12.75"H x 3.875"W	99982 9	6	2.4	24	9.6	.70
	PP23563 Plastic nut & spud with metal rod Polished Brass handle 1 Per Bag. 16.5"H x 4.5"W	23563 7	-	-	10	2.42	.26
	PP835-60 White plastic handle . 8" arm 1 Per Card. 12.75"H x 3.875"W	83560 8	6	1.3	24	5.1	.70
	PP23559 Plastic nut & spud with plastic arm White handle 1 Per Bag. 16.5"H x 4.5"W	23559 0	-	-	25	2.5	.55
	PP23645 Front mount push button. Chrome Plated handle 1 Per Bag. 16.5"H x 4.5"W	23645 0	-	-	25	6.0	.55
	PP835-65 Side mount push button. Chrome Plated handle 8" arm 1 Per Card. 12.75"H x 3.875"W	83565 3	6	2.4	24	9.6	.70
	PP23565 Side mount push button. Chrome Plated Handle 1 Per Bag. 16.5"H x 4.5"W	23565 1	-	-	10	2.6	.26
	PP23618 Side mount push button. White handle 1 Per Bag. 10.5"H x 4.5"W	23618 4	-	-	10	1.6	.26

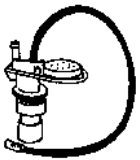

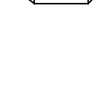


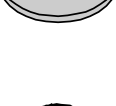

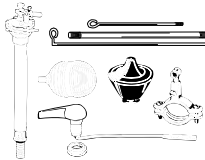

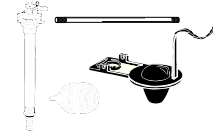

Part Number	Item Description	UPC No. 046224	Box Qty	Box Wt	Ship Ctn Qty	Ship Ctn Wt	Ship Cubic Ft	
	PP835-86 CRANE FLAPPER Flapper for Crane 1 Per Card. 7.375"H x 5.25"W	73420 8	6	.9	24	3.6	-	
	PP23586 Flapper for Crane 1 Per Bag. 9.5"H x 7"W	23586 6	-	-	5	.80	.17	
	PP835-81 ELJER FLAPPER & TANK BALLS Tank Ball for Eljer. 2-3/8" 1 Per Card. 5"H x 4"W	83581 3	6	1.2	24	4.8	.22	
	PP23581 Tank Ball for Eljer. 2-3/8" 1 Per Bag. 7"H x 6.13"W	23581 1	-	-	25	3.4	.55	
	PP835-82 Tank Ball for Eljer. 2-1/2" 1 Per Card. 5"H x 4"W	73404 8	-	-	6	.8	.22	
	PP23582 Tank Ball for Eljer. 2-1/2" 1 Per Bag. 7"H x 6.13"W	23582 8	-	-	25	3.5	.55	
		PP835-89 Flapper for Eljer Low Boy toilets 1 Per Card. 7"H x 6.13"W	73403 1	6	.9	24	3.6	-
		PP23589 Flapper for Eljer Low Boy toilets 1 Per Bag. 7"H x 6.13"W	23589 7	-	-	10	1.0	.26
	PP835-67 KOHLER FLAPPERS Flapper for Kohler 1 Per Card. 7.375"H x 5.25"W	73411 6	6	1.1	24	4.3	.55	
	PP23567 Flapper for Kohler 1 Per Bag. 7"H x 6.13"W	23567 5	-	-	25	4.5	.55	
	PP23592 Flapper for Kohler new style with styrene float 1 Per Bag. 10.5"H x 4.5"W	23592 7	-	-	10	1.1	.26	
	PP836-00 Flapper for Kohler Rialto 1 Per Card. 7.375"H x 5.25"W	01477 5	6	.27	24	1.1	.15	
	PP23600 Flapper for Kohler Rialto 1 Per Bag. 9"H x 3.75"W x 7.5"D	23600 9	-	-	10	.5	.15	
	PP836-48 Flapper for Kohler. Adjustable 1 Per Card. 7.375"H x 5.25"W	01479 9	-	-	6	.66	.15	
	PP23648 Flapper for Kohler. Adjustable 1 Per Bag. 9"H x 3.75"W x 7.5"D	00107 2	-	-	10	1.1	.15	

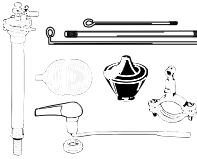






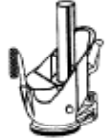


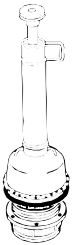



Part Number	Item Description	UPC No.	Box Qty	Box Wt	Ship Ctn Qty	Ship Ctn Wt	Ship Cubic Ft
AMERICAN STANDARD SEAT DISCS							
PP835-28	Seat disc screw-on style 1 Per Card. 5"H x 4"W	83528 8	6	1.0	24	4.0	.60
	PP23528 Seat disc screw-on style 1 Per Bag. 7"H x 6.13"W	23528 6	-	-	25	2.1	.26
	PP23528-5 Seat disc screw-on style Contractor 5 Pack 5 Per Bag. 7"H x 6.13"W	73296 9	-	-	10	1.5	.55
							
PP835-27	Seat disc snap-on style 1 Per Card. 5"H x 4"W	83527 1	6	.93	24	3.7	.60
	PP23527 Seat disc snap-on style 1 Per Bag. 7"H x 6.13"W	23527 9	-	-	25	2.0	.26
	PP23527-5 Seat disc snap-on style Contractor 5 Pack 5 Per Bag. 7"H x 6.13"W	73295 2	-	-	10	3.8	.55
							
FLAPPERS AND TANK BALLS - "FIT ALL"							
	PP23643 Flapper adjust-a-flush. Red 1 Per Bag. 7"H x 6.13"W	23643 6	-	-	25	3.1	.55
	PP23646 Flapper "Premium Quality" with chain & hook 1 Per Bag. 7"H x 6.13"W	23646 7	-	-	25	5.0	.55
	PP835-80 Flapper with chain & hook 1 Per Card. 7.375"H x 5.25"W	00312 0	6	.8	24	3.1	-
	PP23580 Flapper with chain & hook 1 Per Bag. 7"H x 6.13"W	23580 4	-	-	25	3.2	.55
	PP23580-5 Flapper with chain & hook Contractor 5 Pack 5 Per Bag. 10"H x 8"W	73301 0	-	-	10	6.0	.73
							
	PP835-3 Flapper with trunion and integral chain. Black 1 Per Card. 6.88"H x 4.75"W	83503 5	6	1.13	24	4.5	-
	PP23503 Flapper with trunion and integral chain. Black 1 Per Bag. 7"H x 6.13"W	23503 3	-	-	25	3.8	.55
	PP23509 Flapper with trunion and integral chain. Red 1 Per Bag. 7"H x 6.13"W	23509 5	-	-	25	2.9	.55







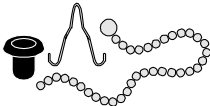
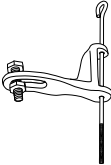
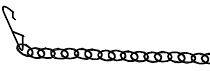
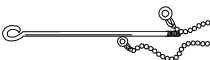
Part Number	Item Description	UPC No. 046224	Box Qty	Box Wt	Ship Ctn Qty	Ship Ctn Wt	Ship Cubic Ft
CONTINUED							
FLAPPERS AND TANK BALLS - "FIT ALL"							
	PP23509-5 CONTRACTOR 5 PACK Flapper with trunion and integral chain. Red Contractor 5 Pack 5 Per Bag. 20"H x 7.75"W x 7.5"D	00226 0	-	-	10	5.8	.55
	PP835-2 Universal fit tank ball 1 Per Card. 5"H x 4"W	83502 8	6	1.2	24	5.0	-
	PP23502 Universal fit tank ball 1 Per Bag. 7"H x 6.13"W	23502 6	-	-	25	3.5	.55
	PP835-38 Self aligning with guide tip & lift wire 1 Per Card. 6.75"H x 4"W	83538 7	6	1.2	24	5.0	-
	PP23538 Self aligning with guide tip & lift wire 1 Per Bag. 7"H x 6.13"W	23538 5	-	-	25	4.4	.55
COAST GASKET							
	PP22880 Gasket for certain seal flapper 1 Per Bag. 5"H x 3.75"W x 7.5"D	22880 6	-	-	5	1.2	.08
AMERICAN STANDARD BALLCOCK REPAIR KITS							
	PP23403 Cap & plunger new style ballcocks 1 Per Bag. 5"H x 3.25"W	23403 6	-	-	5	.30	.06
	PP23019 Ballcock repair kit for Am. Std. No. 3025 1 Per Bag. 5"H x 3.25"W	23019 9	-	-	5	.20	.06
COAST BALLCOCK REPAIR KITS							
	PP830-5 For Coastmaster 1B1 1 Per Card. 3.75"H x 2.625"W	83005 4	6	.68	24	2.7	.17
	PP23005 For Coastmaster 1B1 1 Per Bag. 5"H x 4"W	23005 2	-	-	25	1.8	.17
	PP23024 For Coastmaster 1B1X 1 Per Bag. 5"H x 3.25"W	23024 3	-	-	25	1.6	.17
	PP23032 Ballcock top assembly for Coast Mark III Screw on type 1 Per Bag. 7"H x 6.125"W	23032 8	-	-	5	.60	.09
	PP23036 Ballcock top assembly for Coast Mark III With adjustable rod 1 Per Bag. 9"H x 3.75"W x 7.5"D	23036 6	-	-	5	.60	.15
	PP830-21 Ballcock top assembly for Coastmaster 1 Per Card. 7"H x 6.13"W	83021 4	6	.84	24	3.4	.35










Part Number	Item Description	UPC No.	Box Qty	Box Wt	Ship Ctn Qty	Ship Ctn Wt	Ship Cubic Ft
CONTINUED							
	PP23021 COAST BALLCOCK REPAIR KITS Ballcock top assembly for Coastmaster 1 Per Bag. 7"H x 6.13"W	23021 2	-	-	5	.70	.09
	PP23547 CRANE BALLCOCK SEAL Ballcock seal for Crane 1 Per Bag. 5"H x 3.25"W	23547 7	-	-	25	.30	.06
FLUIDMASTER BALLCOCK REPAIR KITS							
	PP830-17 Seal for Fluidmaster Nos. #200A & #400A 1 Per Card. 3.75"H x 1.875"W	83017 7	6	.90	24	3.6	.35
	PP23017 Seal for Fluidmaster #200A & #400A 1 Per Bag. 7"H x 6.13"W	23017 5	-	-	25	.40	.09
	PP23017-10 Seal for Fluidmaster #200A & #400A Contractor 10 Pack 10 Per Bag. 8"H x 10"W	73333 1	-	-	10	.80	.09
HOOVER BALLCOCKS & BALLCOCK REPAIR KITS							
	PP830-22 Ballcock cap kit for Hoov-R-Line No hole 1 Per Card. 5"H x 4"W	83022 1	-	-	-	.60	.09
	PP23022 Ballcock cap kit for Hoov-R-Line No hole 1 Per Bag. 7"H x 6.13"W	23022 9	-	-	5	.60	.09
	PP830-23 Ballcock cap kit for Hoov-R-Line No hole 1 Per Card. 5"H x 4"W	83023 8	-	-	6	.30	-
	PP23006 Ballcock repair kit for Hoov-R-Line 1 Per Bag. 4"H x 3.25"W	23006 9	-	-	25	.90	.09
MANSFIELD BALLCOCKS & BALLCOCK REPAIR KITS							
	PP830-12 Ballcock for tanks 8-1/2" or higher. Brass 1 Per Card. 14.125"H x 4.75"W	83012 2	6	7	24	27.4	3.4
	PP23012 Ballcock for tanks 8-1/2" or higher. Brass 1 Per Bag. 12.5"H x 8"W	23012 0	-	-	5	5.7	.26
	PP23035 Ballcock top assembly for Mansfield #08 1 Per Bag. 5"H x 3.75"W x 7.5"D	23035 9	-	-	5	.60	.08
	PP23623 Ballcock plunger seat washer for Mansfield #03, #09, #XQ16 1 Per Bag. 4"H x 3.25"W	23623 8	-	-	5	.20	.06

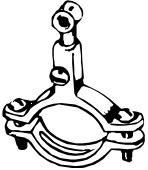

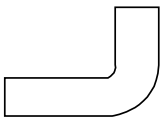






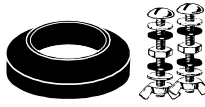
Part Number	Item Description	UPC No. 046224	Box Qty	Box Wt	Ship Ctn Qty	Ship Ctn Wt	Ship Cubic Ft
CONTINUED							
MANSFIELD BALLCOCKS & BALLCOCK REPAIR KITS							
 PP23041	Ballcock Repair Kit for Mansfield #06 1 Per Bag. 4"H x 3.25"W	23041 0	-	-	5	.30	.06
 PP23018	Ballcock Repair Kit for Mansfield #08 1 Per Bag. 4"H x 3.25"W	23018 2	-	-	5	.40	.06
BALLCOCKS & BALLCOCK REPAIR KITS - "FIT ALL"							
 PP830-8	Kit with flapper. Adjustable. Floatless Adjusts from 9" to 11-1/2". Eliminates float ball and rod 1 Per Card. 14.5"H x 6.25"W	91144 9	6	5.2	24	20.9	-
 PP830-11	Adjustable. Floatless. Adjusts from 9" to 11-1/2". Eliminates float ball and rod 1 Per Card. 14.5"H x 6.25"W	83011 5	6	3.9	24	15.6	-
 PP23011	Adjustable. Floatless. Adjusts from 9" to 11-1/2". Eliminates float ball and rod 1 Per Bag. 13.5"H x 9"W	23011 3	-	-	10	20.0	.65
 PP830-1	For tanks 8-1/2" or higher. With refill tube Coupling nut & washer 1 Per Card. 13.125"H x 5.5"W	83001 6	6	3.6	24	14.3	3.4
 PP23001	For tanks 8-1/2" or higher. With refill tube Coupling nut and washer 1 Per Bag. 17.5"H x 7.25"W	23001 4	-	-	10	4.6	.5
 PP830-10	For tanks 12" or higher. With refill tube Coupling nut and washer. Anti-Syphon 1 Per Card. 16.5"H x 5.5"W	83010 8	6	4.8	24	19.4	3.4
 PP23010	For tanks 12" or higher. With refill tube Coupling nut and washer. Anti-Syphon 1 Per Bag. 21.75"H x 6.125"W	23010 6	-	-	10	5.4	-
 PP830-30	Adjustable from 10" to 14". Anti Syphon Complete with float rod, refill tube, coupling nut and washer 1 Per Card. 15.375"H x 5.5"W	83030 6	6	5.4	24	21.6	3.4
 PP23030	Adjustable from 10" to 14". Anti Syphon Complete with float rod, refill tube, coupling nut and washer 1 Per Bag. 13.5"H x 9"W	23030 4	-	-	10	5.2	.55

Part Number	Item Description	UPC No.	Box Qty	Box Wt	Ship Ctn Qty	Ship Ctn Wt	Ship Cubic Ft
CONTINUED							
BALLCOCKS & BALLCOCK REPAIR KITS - "FIT ALL"							
	PP830-15 Econo toilet refill valve. Anti-Syphon Water saver 1 Per Card. 4.88"H x 3.75"W	83015 3	6	2.3	24	9.3	.3
	PP23548 Ballcock coupling nut. Brass 1 Per Bag. 4"H x 3.25"W	23548 4	-	-	25	1.7	.17
	PP835-49 Plastic ballcock coupling nut with cone washer. 5/8" 1 Per Card. 3.75"H x 2.625"W	83549 3	6	.50	24	2.0	.33
	PP23549 Plastic ballcock coupling nut cone washer. 5/8" 1 Per Bag. 4"H x 3.25"W	23549 1	-	-	25	1.6	.17
	PP23406 Ballcock locknut. Brass 1 Per Bag. 4"H x 3.25"W	23406 7	-	-	10	.60	.06
	PP23619 Ballcock locknut. Plastic 1 Per Bag. 4"H x 3.25"W	23619 1	-	-	25	.50	.06
	PP835-50 Ballcock shank washer. Beveled style 1 Per Card. 3.75"H x 2.625"W	83550 9	6	.48	24	1.9	-
	PP23550 Ballcock shank washer. Beveled style 1 Per Bag. 4"H x 3.25"W	23550 7	-	-	25	.30	.17
	PP23650 Ballcock coupling nut washer 1 Per Bag. 9"H x 3.75"W x 7.5"D	00086 0	-	-	25	.30	.15
	PP23653 Ballcock seat washer. 20R 1 Per Bag. 9"H x 3.75"W x 7.5"D	00105 8	-	-	25	.20	.15
TANK REPAIR KITS							
	PP830-2 Kit for 8-1/2" Tanks. Includes: tank ball, float lift wires, float rod, tank lever, guide holder and 8" ballcock 1 Per Card. 13"H x 8.5"W	83002 3	6	7.4	24	29.6	1.23
	PP23002 Kit for 8-1/2" tanks 1 Per Bag. 17.5"H x 9"W	23002 1	-	-	10	10.9	1.74
	PP830-4 Economy Kit. Includes: Float, 8" ballcock flapper and float rod 1 Per Card. 13"H x 8.5"W	83004 7	6	4.8	24	19.2	-
	PP23004 Economy Kit for 8-1/2" Tanks 1 Per Bag. 17.5"H x 9"W	23004 5	-	-	10	8.0	1.74


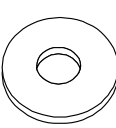


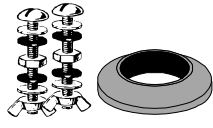
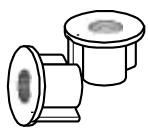
Part Number	Item Description	UPC No. 046224	Box Qty	Box Wt	Ship Ctn Qty	Ship Ctn Wt	Ship Cubic Ft
CONTINUED							
TANK REPAIR KITS							
 PP830-3	Kit anti-siphon for 12" or higher tanks 1 Per Card. 15.5"H x 12.25"W	83003 0	6	8.5	24	33.8	-
 PP23003	Kit anti-siphon for 12" or higher tanks 1 Per Bag. 15.5"H x 12.25"W	23003 8	-	-	10	11.6	1.74
AMERICAN STANDARD FLUSH VALVES & ACTUATING UNITS							
 PP23009	Actuating unit new style. Models #5 & #6 1 Per Bag. 9.5"H x 7"W	23009 0	-	-	10	6.3	.7
 PP23095	Actuating unit for American Standard Old style Model #4 w/support legs 1 Per Bag. 9.5"H x 7"W	23095 3	-	-	5	1.8	.55
 PP23640	Actuating unit. Old style Models #5 & #6 1 Per Bag. 9.5"H x 7"W	23640 5	-	-	10	3.3	.73
 PP23040	Flush valve unit. Old style Model # 5 1 Per Bag. 15.5"H x 12.25"W	23040 3	-	-	5	3.4	.73
 PP23055	Flush Valve Unit for American Standard New Style Model # 4 w/Mounting Kit 1 Per Bag. 13.5"H x 9"W	23055 7	-	-	5	3.4	.55
ELJER FLUSH VALVE ASSEMBLY							
 PP23579	Tilt flush valve 1 Per Bag. 15"H x 7.75"W x 7.5"D	23579 8	-	-	5	1.9	.5
 PP835-68	Assembly for touch flush 1 Per Card. 12.75"H x 3.875"W	83568 4	6	1.6	24	6.5	.26
 PP23568	Assembly for touch flush 1 Per Bag. 9.5"H x 7"W	23568 2	-	-	10	2.7	.26
MANSFIELD FLUSH VALVES & COMPONENTS							
 PP835-88	Flush valve #210 Mansfield. Watersaver 1 Per Card. 17.625"H x 4.5"W	73417 8	-	-	6	2.6	.73
 PP23588	Flush valve #210 Mansfield. Watersaver 1 Per Bag. 21.75"H x 6.13"W	23588 0	-	-	10	4.4	.73
 PP23546	Flush valve weal for Mansfield #208 & #209 1 Per Bag. 7"H x 6.13"W	23546 0	-	-	5	.50	.09
 PP23638	Flush valve seal #208 & #209 With Stop 1 Per Bag. 7"H x 6.13"W	73332 4	-	-	5	.60	.09

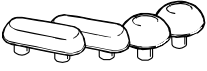

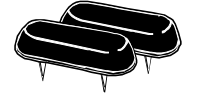

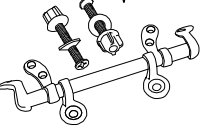
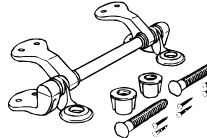
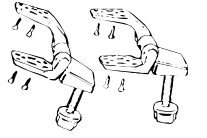
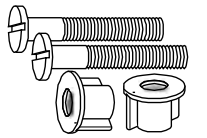

Part Number	Item Description	UPC No.	Box Qty	Box Wt	Ship Ctn Qty	Ship Ctn Wt	Ship Cubic Ft
CONTINUED							
MANSFIELD FLUSH VALVES & COMPONENTS							
	PP836-37 Flush valve seal for Mansfield #210 1 Per Card. 5"H x 4"W	73419 2	6	.34	24	1.3	.09
	PP23637 Flush valve seal for Mansfield #210 1 Per Bag. 7"H x 6.13"W	73331 7	-	-	5	.30	.09
UNIVERSAL RUNDLE FLUSH VALVE COMPONENTS							
	PP23054 Adjust-a-Fit Tilt Valve Strap 1 Per Bag. 7"H x 6.13"W	23054 0	-	-	5	.30	.09
	PP23057 Tilt Valve Disc 1 Per Bag. 4"H x 3.25"W	23057 1	-	-	10	.20	.09
FLUSH VALVE AND COMPONENTS - "FIT ALL"							
	PP23504 Brass closet spud 2" 1 Per Bag. 10.5"H x 7"W	23504 0	-	-	5	4.0	.17
	PP835-8 Flush valve and flapper. Plastic. 8-1/2" 1 Per Card. 13.88"H x 5.75"W	83508 0	6	3.3	24	13.2	-
	PP23508 Flush valve and flapper. Plastic. 8-1/2" 1 Per Bag. 17.5"H x 7.25"W	23508 8	-	-	10	4.2	.73
	PP828-1 Flush valve Douglas Style. Solid brass 1 Per Card. 13.88"H x 5.75"W	73386 7	-	-	6	8.9	.73
	PP22801 Flush valve Douglas Style. Solid brass 1 Per Bag. 13.5"H x 9"W	22801 1	-	-	10	14.8	.73
AMERICAN STANDARD REPAIR COMPONENTS							
	PP23046 Actuating unit lift chain kit 1 Per Bag. 4"H x 3.25"W	23046 5	-	-	25	.60	.09
ELJER REPAIR COMPONENTS							
	PP23575 Guide arm with lift wire 1 Per Bag. 5"H x 3.75"W x 7.5"D	23575 0	-	-	5	.10	.15
COMMON REPAIR COMPONENTS - "FIT ALL"							
	PP835-33 Flapper lift chain 1 Per Card. 3.75"H x 1.875"W	83533 2	6	.60	24	2.4	-
	PP23533 Flapper lift chain 1 Per Bag. 4"H x 3.25"W	23533 0	-	-	10	1.0	.06
	PP835-11 Flapper lift wire & chain. 4-1/2" 1 Per Card. 6.625"H x 1.875"W	83511 0	6	.62	24	2.5	-





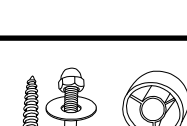
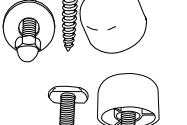
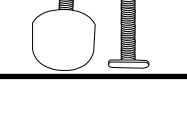
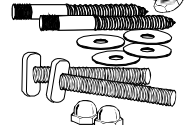
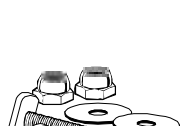
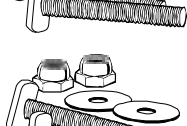
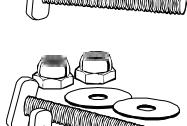
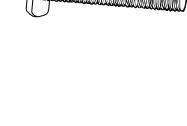

Part Number	Item Description	UPC No. 046224	Box Qty	Box Wt	Ship Ctn Qty	Ship Ctn Wt	Ship Cubic Ft
CONTINUED							
COMMON REPAIR COMPONENTS - "FIT ALL"							
 PP23511	Flapper lift wire & chain. 4-1/2" 1 Per Bag. 10.5"H x 4.5"W	23511 8	-	-	10	6.0	.17
 PP835-5	Flapper lift wire set. One upper and one lower lift wire 1 Per Card. 12"H x 1.875"W	83505 9	6	.83	24	3.3	.17
PP23505	Flapper lift wire set. One upper and one lower lift wire 1 Per Bag. 10.5"H x 4.5"W	23505 7	-	-	10	1.1	.17
 PP23045	Float rod. 8" 1 Per Bag. 10.5"H x 4.5"W	23045 8	-	-	10	.60	.17
 PP835-70	Float rod. 10". Brass 1 Per Card. 12"H x 1.875"W	83570 7	6	.60	24	2.4	-
PP23570	Float rod. 10". Brass 1 Per Bag. 16.5"H x 4.5"W	23570 5	-	-	10	.80	.26
 PP23583	Overflow tube. Duo fit 1" or 1-1/8" x 10". Brass 1 Per Bag. 16.5"H x 4.5"W	23583 5	-	-	25	.80	.55
 PP835-61	Overflow tube. Duo fit 1" or 1-1/8" x 10". Plastic 1 Per Card. 12.75"H x 3.875"W	83561 5	6	1.5	24	6.0	.70
PP23561	Overflow tube. Duo fit 1" or 1-1/8" x 10". Plastic 1 Per Bag. 16.5"H x 4.5"W	23561 3	-	-	20	2.4	.26
 PP835-10	Threaded one end. 9". Brass 1 Per Card. 12"H x 18.75"W	83510 3	6	.70	24	2.8	.17
PP23510	Threaded one end. 9". Brass 1 Per Bag. 9"H x 8.5"W x 3.25"D	23510 1	-	-	25	1.9	.17
 PP835-12	Refill tube. 9". Plastic with clip 1 Per Card. 12"H x 1.875"W	83512 7	6	.59	24	2.4	.06
 PP23512	Refill tube. 9". Plastic with clip 1 Per Bag. 10.5"H x 4.5"W	23512 5	-	-	25	.61	.06

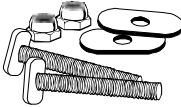
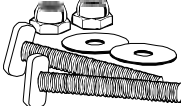
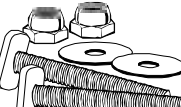
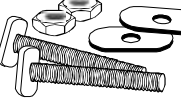


Part Number	Item Description	UPC No.	Box Qty	Box Wt	Ship Ctn Qty	Ship Ctn Wt	Ship Cubic Ft
CONTINUED							
COMMON REPAIR COMPONENTS - "FIT ALL"							
	PP835-1 Tank ball guide arm. Adjustable. Brass 1 Per Card. 4.5"H x 2.875"W	83501 1	6	1.2	24	4.7	-
	PP23501 Tank ball guide arm. Adjustable. Brass 1 Per Card. 5"H x 4"W	23501 9	-	-	10	1.6	.09
	PP835-13 Tank ball guide arm. Adjustable. Plastic 1 Per Card. 4.5"H x 2.875"W	83513 4	6	.49	24	2.0	-
	PP23513 Tank ball guide arm. Adjustable. Plastic 1 Per Bag. 5"H x 4"W	23513 2	-	-	10	.40	.09
	PP9906-1 Tank float ball. Plastic Bulk. 4"H x 5"W	99061 1	-	-	10	1.7	.73
	PP22777 Tank elbow less nut and washer 2" x 5" x 7" 1 Per Bag. 12.5"H x 5.75"W x 7.5"D	22777 9	-	-	5	4.2	.31
AMERICAN STANDARD TANK TO BOWL COMPONENTS							
	PP23610 Flush valve gasket for Low Boy Toilets 1 Per Bag. 5"H x 4"W	23610 8	-	-	10	.60	.09
	PP23044 Flush valve seal N-3055 1 Per Bag. 5"H x 4"W	23044 1	-	-	5	.20	.06
	PP23584 Tank to bowl gasket 1 Per Bag. 7"H x 6.13"W	23584 2	-	-	25	3.0	.26
	PP23584-5 Tank to bowl gasket Contractor 5 Pack 5 Per Bag. 10"H x 8"W	73294 5	-	-	10	5.2	.55
	PP830-34 Assembly kit with gasket Carded. 5.875"H x 4.75"W	73401 7	6	1.9	24	7.7	-
	PP23034 Assembly kit with gasket 1 Per Bag. 7"H x 6.13"W	23034 2	-	-	15	4.8	.26
CRANE TANK TO BOWL COMPONENTS							
	PP23544 Tank to bowl gasket 1 Per Bag. 7"H x 6.13"W	23544 6	-	-	15	1.6	.17
	PP830-47 Assembly kit with gasket Carded. 5"H x 4"W	73422 2	6	1.9	24	7.4	-
	PP23047 Assembly kit with gasket 1 Per Bag. 7"H x 6.13"W	23047 2	-	-	15	4.6	.2

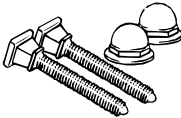


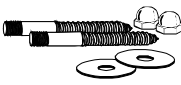

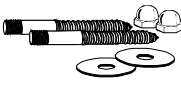
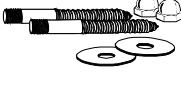



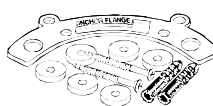


Part Number	Item Description	UPC No. 046224	Box Qty	Box Wt	Ship Ctn Qty	Ship Ctn Wt	Ship Cubic Ft
ELJER TANK TO BOWL COMPONENTS							
 PP23042	Tank to bowl 3 bolt set 1 Per Bag. 7"H x 6.13"W	23042 7	-	-	25	6.8	.17
 PP23624	Tank to bowl gasket 1 Per Bag. 7"H x 6.13"W	23624 5	-	-	25	1.5	.26
 PP23578	Tank to bowl kit 1 Per Bag. 7"H x 6.13"W	23578 1	-	-	5	2.1	.31
GERBER TANK TO BOWL COMPONENTS							
 PP23545	Tank to bowl gasket 1 Per Bag. 7"H x 6.13"W	23545 3	-	-	5	.72	.09
 PP23043	Assembly Kit With Gasket 1 Per Bag. 7"H x 6.13"W	23043 4	-	-	5	1.7	.09
KOHLER TANK TO BOWL COMPONENTS							
 PP835-181	Tank to Bowl Set 1 Set Per Card. 5"H x 4"W	00698 5	6	1.5	24	5.9	.12
 PP235181	Tank to Bowl Bolt Set 1 Per Bag. 5"H x 4"W	35181 8	-	-	25	6.6	.17
 PP235182	Tank to Bowl Kit. For 3 Bolt Toilets 1 Per Bag.	74072 8	-	-	5	3.1	-
 PP235183	Tank to bowl kit 1 Per Bag. 12.55"H x 5.75"W x 7.5"D	74073 5	-	-	5	2.5	-
 PP23554	Tank to bowl gasket. Rubber 1 Per Bag. 7"H x 6.13"W	23554 5	-	-	10	2.1	.17
 PP23642	Tank to bowl gasket. Sponge. Rubber 1 Per Bag. 4"H x 3.25"W	23642 9	-	-	10	1.4	.17
TANK TO BOWL COMPONENTS - "FIT ALL"							
 PP23523	Adjustable toilet tank to bowl bolts for mis-matched tank and bowls 1 Per Bag. 5"H x 4"W	23523 1	-	-	10	3.5	.17
 PP23542	Flanged spud washer. 1-1/2" 1 Per Bag. 4"H x 3.25"W	23542 2	-	-	10	.82	.17
 PP835-52	Flanged spud washer. 2" 1 Per Card. 5"H x 4"W	83552 3	6	.79	24	3.2	-
 PP23552	Flanged spud washer. 2" 1 Per Bag. 5"H x 4"W	23552 1	-	-	10	1.1	.17





Part Number	Item Description	UPC No.	Box Qty	Box Wt	Ship Ctn Qty	Ship Ctn Wt	Ship Cubic Ft
CONTINUED							
TANK TO BOWL COMPONENTS - "FIT ALL"							
	PP835-51 Flush valve shank washer 2-1/4" I.D. x 2-7/8" O.D. 1 Per Card. 4.88"H x 3.75"W	83551 6	6	.68	24	2.7	-
	PP23551 Flush valve shank washer 2-1/4" I.D. x 2-7/8" O.D. 1 Per Bag. 5"H x 4"W	23551 4	-	-	25	2.3	.17
	PP835-18 Tank to bowl bolt set. 5/16-18 x 3 2 Per Card. 4.88"H x 3.75"W	83518 9	6	1.5	24	6.0	-
	PP23518 Tank to bowl bolt set. 5/16-18 x 3 2 Per Bag. 7"H x 6.13"W	23518 7	-	-	25	5.2	.17
	PP23651 Tank bolt washer. 5/16" I.D. 2 Per Bag. 9"H x 3.75" x 7.5"D	00087 7	-	-	25	.30	-
	PP23652 Tank bolt washer. 3/8" I.D. 2 Per Bag. 9"H x 3.75" x 7.5"D	00104 1	-	-	25	.35	-
	PP835-53 Tank to bowl gasket 3-5/16" x 2-1/4" x 13/16" 1 Per Card. 5"H x 4"W	83553 0	6	.69	24	2.8	-
	PP23553 Tank to bowl gasket 3-5/16" x 2-1/4" x 13/16" 1 Per Bag. 7"H x 6.13"W	23553 8	-	-	25	2.3	.26
	PP23553-5 Tank to bowl gasket 3-5/16" x 2-1/4" x 13/16" Contractor 5 Pack 5 Per Bag. 10"H x 8"W	73229 7	-	-	10	2.8	.55
	PP835-22 Tank to bowl assembly kit 1 Set Per Card. 5"H x 4"W	83522 6	6	1.8	24	7.4	.60
	PP23522 Tank to bowl assembly kit 1 Per Bag. 7"H x 6.13"W	23522 4	-	-	25	6.7	.33
	PP834-5 Wing nuts for tank to bowl bolts. Plastic 2 Per Card. 3.75"H x 1.875"W	00691 6	6	14	24	.58	-
	PP23405 Wing nuts for tank to bowl bolts. Plastic 2 Per Bag. 4"H x 3.25"W	23405 0	-	-	10	.24	.06

Part Number	Item Description	UPC No. 046224	Box Qty	Box Wt	Ship Ctn Qty	Ship Ctn Wt	Ship Cubic Ft
TOILET SEAT COMPONENTS - "FIT ALL"							
 PP836-41	Bumper set. Plastic. Snap-in 1 Set Per Card. 4.375"H x 1.875"W	73391 1	6	.22	24	.91	-
PP23641	Bumper set. Plastic. Snap-in 1 Set Per Bag. 4"H x 3.25"W	23641 2	-	-	10	.38	.06
 PP835-25	Bumper set. Plastic. Tack type Includes: 2-round, 2-rectangular 1 Set Per Card. 4.375"H x 1.875"W	83525 7	6	.48	24	1.9	-
PP23525	Bumper set. Plastic. Tack type Includes: 2-round, 2-rectangular 1 Set Per Bag. 4"H x 3.25"W	23525 5	-	-	25	2.0	.17
 PP23633	Bumpers. Brown. Tack Type. Oval 2 Per Bag. 4"H x 3.25"W	23633 7	-	-	10	.37	.06
 PP23634	Bumpers. Brown. Tack Type. Round 2 Per Bag. 4"H x 3.25"W	23634 4	-	-	10	.22	.06
 PP23736	Toilet seat hinge. Standard pattern Polished Brass 1 Pair Per Bag. 5"H x 3.75"W x 7.5"D	00106 5	-	-	10	6.7	.23
 PP835-36	Toilet seat hinge. Standard pattern. White plastic with rust proof bolts, nuts & wood screws 1 Per Card. 13.88"H x 5.75"W	83536 3	6	2.2	24	8.8	-
PP23536	Toilet seat hinge. Standard pattern. White plastic with rust proof bolts, nuts & wood screws 1 Per Bag. 9.5"H x 7"W	23536 1	-	-	10	2.0	.33
 PP835-34	Toilet seat hinge. Straight. Leaf type Includes: All nuts and washers. White plastic 1 Per Card. 5"H x 4"W	83534 9	6	2.1	24	8.5	-
PP23534	Toilet seat hinge. Straight. Leaf type Includes: All nuts and washers. White plastic 1 Per Bag. 7"H x 6.13"W	23534 7	-	-	10	2.0	.17
 PP835-39	Toilet seat hinge bolts. Plastic 2 Per Card. 4.375"H x 1.875"W	83539 4	6	.55	24	2.2	-
PP23539	Toilet seat hinge bolts. Plastic 2 Per Bag. 5"H x 4"W	23539 2	-	-	25	1.6	.17
 PP835-41	Toilet seat hinge washers 4 Per Card. 3.75"H x 1.875"W	83541 7	6	.49	24	1.9	-

Part Number	Item Description	UPC No.	Box Qty	Box Wt	Ship Ctn Qty	Ship Ctn Wt	Ship Cubic Ft
CONTINUED							
TOILET SEAT COMPONENTS - "FIT ALL"							
	PP23541 Toilet seat hinge washers 4 Per Bag. 4"H x 3.25"W	23541 5	-	-	25	.74	.09
	PP835-30 Round plastic. White 2 Per Card. 4.375"H x 1.875"W	83530 1	6	.42	24	1.7	-
	PP23530 Round plastic. White 2 Per Bag. 6"H x 4"W	23530 9	-	-	25	.92	.17
	PP23531 Round plastic. Almond 2 Per Bag. 6"H x 4"W	23531 6	-	-	25	.90	.17
	PP835-31 Oval plastic. White 2 Per Card. 5.5"H x 1.875"W	83531 8	6	1.2	24	4.8	-
	PP283531 Oval Plastic. White 2 Per Bag. 4"H x 3.25"W	74255 5	-	-	25	5.0	.06
TOILET SCREWS AND BOLTS WITH CAPS							
	PP23532 Solid Brass screws. 1/4" x 2-1/2" Easy-on round white caps 2 Per Bag	23532 3	-	-	5	.18	.08
	PP235173 Solid Brass bolts. 5/16" x 2-1/4" Easy-on round white caps 2 Per Bag	74082 7	-	-	5	.78	.08
TANK TO FLOOR BOLTS AND SCREWS							
	PP835-165 Closet screws and bolts 1/4"-20 x 2-1/2" screws, 1/4"-20 x 2-1/4" bolts 1 Set Per Card. 4.375"H x 1.875"W	70538 3	6	1.0	24	3.9	-
	PP23507 Toilet bolts and screw sets 1 Per Bag. 9"H x 3.75"W x 7.5"D	00101 0	-	-	25	3.8	-
	PP835-16 Toilet bolt set. Brass Plated 1/4" x 2-1/4" 1 Set Per Card. 4.88"H x 3.75"W	83516 5	6	.83	24	3.3	-
	PP23516 Toilet bolt set. Brass Plated 1/4" x 2-1/4" 1 Set Per Bag. 4.375"H x 1.875"W	23516 3	-	-	25	2.7	.17
	PP835-16BU Toilet bolt set. Brass Plated 1/4" x 2-1/4". 100 per box equals 1 unit Bulk. 4.75"H x 4.75"H x 5.8"D	91146 3	-	-	1	3.6	.08

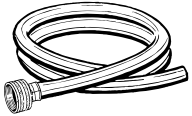


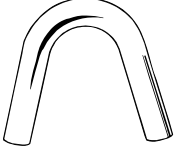
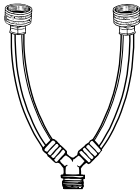

Part Number	Item Description	UPC No. 046224	Box Qty	Box Wt	Ship Ctn Qty	Ship Ctn Wt	Ship Cubic Ft
CONTINUED							
TANK TO FLOOR BOLTS AND SCREWS							
	PP835-150	Toilet bolt set. Solid Brass 1/4" x 2-1/4" 1 Set Per Card. 4.375"H x 1.875"W	70537 6	6	.82	24	3.3 .35
	PP235150	Toilet bolt set. Solid Brass 1/4" x 2-1/4" 1 Set Per Bag. 5"H x 3.25"W	35150 4	-	-	25	2.6 .17
	PP835-14	Toilet bolt set. Brass Plated 1/4" x 3-1/2" 1 Set Per Card. 4.88"H x 3.75"W	83514 1	6	.90	24	3.6 .35
	PP23514	Toilet bolt set. Brass Plated 1/4 x 3 1/2" 1 Set Per Bag. 5"H x 4"W	23514 9	-	-	25	3.0 .17
	PP835-17	Toilet bolt set. Brass Plated 5/16" x 2-1/4" 1 Set Per Card. 4.375"H x 1.875"W	83517 2	6	1.0	24	4.1 .35
	PP23517	Toilet bolt set. Brass Plated 5/16 x 2-1/4" 1 Set Per Bag. 4"H x 3.25"W	23517 0	-	-	25	3.2 .17
	PP835-170	Toilet bolt set. Solid Brass 5/16" x 2-1/4" 1 Set Per Card. 4.375"H x 1.875"W	00699 2	6	1.2	24	4.8 .35
	PP235170	Toilet bolt set. Solid Brass 5/16" x 2-1/4" 1 Set Per Bag. 5"H x 3.25"W	35170 2	-	-	25	4.1 .17
	PP830-49	Toilet bolt set. Snap off. Solid Brass 1/4" x 2-1/4" 1 Set Per Card. 3.75"H x 2.625"W	73395 9	-	-	6	.61 .17
	PP23049	Toilet bolt set. Snap off. Solid Brass 1/4" x 2-1/4" 1 Set Per Bag. 4"H x 3.25"W	23049 6	-	-	25	2.5 .17
	PP830-56	Toilet bolt set. Snap off. Solid Brass 5/16" x 2-1/4" 1 Set Per Card. 7.125"H x 5.125"W	73396 6	-	-	6	.94 .17
	PP23056	Toilet bolt set. Snap off. Solid Brass 5/16" x 2-1/4" 1 Set Per Bag. 4"H x 3.25"W	23056 4	-	-	25	3.9 .17



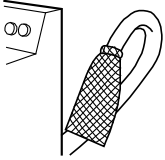
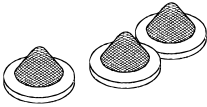
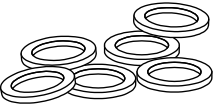

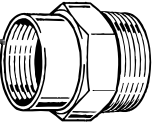
Part Number	Item Description	UPC No.	Box Qty	Box Wt	Ship Ctn Qty	Ship Ctn Wt	Ship Cubic Ft
CONTINUED							
TANK TO FLOOR BOLTS AND SCREWS							
	PP23520 Toilet bolt set. Closed cap nut. Plastic. 2-3/8" 2 Per Bag. 5"H x 3.25"W	23520 0	-	-	25	1.6	.17
	PP835-19 Toilet bolt set. Open cap nut Plastic. 2-3/8" 2 Per Card. 4.375"H x 1.875"W	83519 6	6	.47	24	1.9	-
	PP23519 Toilet Bolt Set. Open Cap Nut Plastic 2-3/8" 2 Per Bag. 6"H x 4"W	23519 4	-	-	25	1.3	.17
	PP835-15 Toilet screw set. Brass Plated 1/4" x 2-1/2" 1 Set Per Card. 4.375"H x 1.875"W	83515 8	6	.67	24	2.7	-
	PP23515 Toilet screw set. Brass Plated 1/4" x 2-1/2" 1 Set Per Bag. 4"H x 3.25"W	23515 6	-	-	25	1.9	.17
	PP835-15BU Toilet screw set. Brass Plated 1/4" x 2-1/2". 100 per box equals 1 unit Bulk. 4.75"H x 4.75"W x 5.8"D	90027 6	-	-	1	4.6	.08
	PP835-151 Toilet screw set. Solid Brass 1/4" x 2-1/2" 1 Set Per Card. 4.375"H x 1.875"W	70536 9	6	.51	24	2.1	-
"FIT ALL" TOILET TO FLOOR COMPONENTS							
	PP836-1 Wax ring. Duo fit for 3" or 4" With centering Sleeve 1 Per Box. 17.75"H x 8.5"W x 8"D	83601 8	-	-	10	5.6	.68
	PP836-2 Wax ring. Without centering sleeve 1 Per Box. 1.25"H x 8"W x 5.75"D	83602 5	-	-	10	5.1	.35
	PP23521 Brass closet flange. 4" 1 Per Bag. 13.5"H x 9"W	23521 7	-	-	10	17.2	.17
	PP835-56 Toilet anchor flange 1 Per Card. 7.125"H x 5.125"W	23556 9	6	1.1	24	4.2	-
	PP23556 Toilet anchor flange 1 Per Bag. 7"H x 6.13"W	23556 9	-	-	10	1.8	.17
	PP23555 Toilet bowl cushion. Sponge. Rubber 1 Per Bag. 4.88"H x 0.63"W	23555 2	-	-	10	2.0	.26

Part Number	Item Description	UPC No. 046224	Box Qty	Box Wt	Ship Ctn Qty	Ship Ctn Wt	Ship Cubic Ft
TOILET SHIMS							
	PP23649 Hard Plastic. White 8 Per Bag. 14"H x 3.75"W x 7.5"D	00108 9	-	-	10	1.0	.23
	PP836-55 Soft Plastic. White 8 Per Card. 3.875"H x 2.875"W	00315 1	-	-	1	.12	-
	PP23655 Soft Plastic. White 8 Per Bag. 14"H x 3.75"W x 7.5"D	00289 5	-	-	10	1.2	.23
TOILET PAPER HOLDERS							
	PP835-35 Toilet tissue roller. White ends. 3/8" 1 Per Card. 14.3"H x 2"W	83535 6	6	.64	24	2.6	-
	PP23535 Toilet tissue roller. White ends. 3/8" 1 Per Bag. 11.5"H x 3.5"W	23535 4	-	-	25	1.9	.33
	 PP23535-5 Toilet tissue roller. White ends. 3/8" Contractor 5 Pack 5 Per Bag. 12.5"H x 5.75"W x 7.5"D	00244 4	-	-	5	1.9	-
	PP836-44 Toilet tissue roller. Chrome Plated 1 Per Card. 14.3"H x 2"W	73426 0	6	.43	24	1.7	-
	PP23644 Toilet tissue roller. Chrome Plated 1 Per Bag. 7"H x 6.13"W	23644 3	-	-	25	1.8	.33
TANK LINER KIT							
 PP836-20 Fits most toilets 4 Per Box. 17.75"H x 8.25"W x 8"D	83620 9	-	-	4	3.9	-	

Part Number	Item Description	UPC No.	Box Qty	Box Wt	Ship Ctn Qty	Ship Ctn Wt	Ship Cubic Ft
HOSE "Y" CONNECTOR FITS STANDARD HOSE COUPLING							
	PP850-1 Chrome Plated cast metal. 1 Per Card. 5"H x 4"W	85001 4	6	1.1	24	4.6	.06
	PP25001 Chrome Plated cast metal 1 Per Bag. 5.5"H x 4"W	25001 2	-	-	10	2.0	0.8
SNAP ON HOSE COUPLING FEMALE END ONLY							
	PP850-18 Fits PP850-19 With 3/4" standard hose thread 1 Per Card. 4.88"H x 3.75"W	85018 2	6	.90	24	3.6	.04
	PP25018 Fits PP25019 With 3/4" standard hose thread 1 Per Bag. 7.5"H x 3.75"W x 5"D	25018 0	-	-	10	.76	.08
HOSE FAUCET CONNECTOR SNAP FITTING MALE END ONLY							
	PP850-19 Fits 3/4" female hose thread 1 Per Card. 4.88"H x 3.75"W	85019 9	6	.90	24	3.6	.04
	PP25019 Fits 3/4" female hose thread 1 Per Bag. 7.5"H x 3.75"W x 5"D	73646 2	-	-	10	.23	.08
WASHING MACHINE HOSES 3/4" FEMALE X 3/4" FEMALE HOSE THREADS							
	PP850-8 4' reinforced rubber 1 Per Bag. 14"H x 9"W	85008 3	-	-	10	6.0	1.02
	PP850-7 5' reinforced rubber 1 Per Bag. 14"H x 9"W	85007 6	-	-	10	8.0	.89
	PP850-2 6' reinforced rubber 1 Per Bag. 14"H x 9"W	85002 1	-	-	15	9.8	1.02
	PP850-6 6' Reinforced Rubber One 90° elbow end fitting. 1 Per Bag. 14"H x 9"W	85006 9	-	-	20	19.9	1.64
WASHING MACHINE HOSE							
	PP850-9 15/16" I.D. x 50 Ft. 1 Per Box. 14"H x 9"W	85009 0	-	-	1	17.0	1.13








HOSE & FITTINGS

Part Number	Item Description	UPC No. 046224	Box Qty	Box Wt	Ship Ctn Qty	Ship Ctn Wt	Ship Cubic Ft	
 PP850-3	UTILITY HOSE. 5' 3/4" Female hose thread one end 1 Per Bag. 16"H x 12.25"W	85003 8	-	-	5	2.9	1.02	
 PP850-4	RUBBER WASHING MACHINE DRAIN HOSE 5' with formed outlet end tapered to fit 3/4", 7/8" or 1" 1 Per Bag. 16"H x 12.25"W	85004 5	-	-	10	12.1	1.02	
 PP850-13	CORRUGATE WASHING MACHINE DISCHARGE HOSE 6' 1 Per Bag. 7.5"H x 15.75"W x 24"D	25013 5	-	-	6	2.47	1.64	
	PP851-1	ALUMINUM GOOSENECK 3/4". For use with drain hose 1 Per Box. 9"H x 5"W x 4.5"D	85101 1	-	-	10	1.0	.1
	PP25101	3/4". For use with drain hose 1 Per Bag. 12"H x 6.13"W	25101 9	-	-	10	3.5	.31
	PP25102	1". For use with drain hose 1 Per Bag. 12"H x 6.13"W	25102 6	-	-	10	4.4	.31
 PP850-5	WATER MIXER HOSE 3/4" HOSE THREADS. 3 ENDS High pressure washing machine mixing hose 1 Per Bag. 14"H x 9"W	85005 2	-	-	5	2.9	.50	
	PP855-74	RUBBER DISHWASHER DISCHARGE HOSE 5/8" I.D. x 6'. With 2 clamps 1 Per Bag. 21"H x 14"W x 11"D	85574 3	-	-	5	7.0	1.02
	PP855-73	5/8" I.D. x 6'. Hose and Disposal/Dishwasher Connector 1 Per Bag. 10"H 12"W	85573 6	-	-	5	7.9	1.02
	PP855-71	7/8" I.D. x 6'. With 2 clamps 1 Per Bag. 21"H x 14"W x 11"D	85571 2	-	-	10	25.0	1.85
	PP855-72	5/8" I.D. x 50'. Hose Only 1 Per Box. 4"H x 16"W x 16"D	85572 9	-	-	1	11.1	.6

Part Number	Item Description	UPC No.	Box Qty	Box Wt	Ship Ctn Qty	Ship Ctn Wt	Ship Cubic Ft
	CORRUGATED DISHWASHER DISCHARGE HOSE						
	PP850-12 5/8" I.D. x 6'. With 2 clamps 1 Per Bag. 7.5"H x 15.75"W x 24"D	25012 8	-	-	6	4.5	1.02
	LINT TRAP. ALUMINUM						
	PP820-44 With twist tie 2 Per Bag. 10"H x 7"W	01459 1	6	.28	24	1.1	-
	PP2082044 With twist tie 2 Per Bag. 10"H x 7"W	82044 4	-	-	25	1.2	.31
	PP820-46 Plastic mesh. With twist tie 2 Per Bag. 10"H x 7"W	82044 4	6	.24	24	.96	.31
	FILTER HOSE WASHERS						
	PP850-15 With screen 3 Per Card. 3.75"H x 1.875"W	85015 1	6	.34	24	1.37	.03
	PP25015 With screen 3 Per Bag. 4.5"H x 3.25"W	25015 9	-	-	25	1.4	.08
	GARDEN HOSE WASHERS						
	PP810-11 Fits garden and utility hoses 6 Per Card. 3.75"H x 2.625"W	01468 3	6	.35	24	1.4	.02
	PP21011 Fits garden and utility hoses 6 Per Bag. 4.5"H x 3.25"W	21011 5	-	-	25	1.1	.08
	BRASS HOSE ADAPTERS						
	PP850-50 3/4" Male hose x 1/2" M.I.P. 1 Per Card 3.75"H x 2.625"W	85050 2	6	1.1	24	4.4	.04
	PP25050 3/4" Male hose x 1/2" M.I.P. 1 Per Bag. 4.88"H x 3.75"W	25050 0	-	-	10	1.3	0.8
	BRASS HOSE ADAPTERS						
	PP850-52 3/4" M.H.T. x 3/4" F.I.P. 1 Per Card. 3.75"H x 2.625"W	85052 6	6	1.0	24	4.1	.04
	PP25052 3/4" M.H.T. x 3/4" F.I.P. 1 Per Bag. 4.88"H x 3.75"W	25052 4	-	-	10	1.3	.08
	PP850-53 3/4" M.H.T. x 1/2" F.I.P. 1 Per Card. 3.75"H x 1.875"W	85053 3	6	.78	24	3.1	.04

HOSE & FITTINGS



Part Number	Item Description	UPC No. 046224	Box Qty	Box Wt	Ship Ctn Qty	Ship Ctn Wt	Ship Cubic Ft
CONTINUED							
BRASS HOSE ADAPTERS							
	PP25053 3/4" M..H.T. x 1/2" F.I.P. 1 Per Bag. 4.5"H 3.25"W	25053 1	-	-	25	2.6	.08
BRASS HOSE ADAPTERS							
	PP850-66 3/4" F.H.T. x 3/4" M.P.T. or 1/2" F.H.T. 1 Per Card. 3.75"H x 2.625"W	85066 3	6	.90	24	3.6	.04
	PP25066 3/4" F.H.T. x 3/4" M.P.T. or 1/2" F.H.T. 1 Per Bag. 4.5"H 3.25"W	25066 1	-	-	25	2.4	.08
BRASS HOSE ADAPTERS							
	PP850-60 3/4" M.H.T. x 3/4" M.H.T. 1 Per Card. 3.75"H x 2.625"W	85060 1	6	1.1	24	4.3	.04
	PP25060 3/4" M.H.T. x 3/4" M.H.T. 1 Per Bag. 4.5"H x 3.25"W	25060 9	-	-	10	1.3	.08
BRASS HOSE ADAPTERS							
	PP850-61 3/4" M.H.T. x 3/4" M.I.P. x 1/2" F.I.P. 1 Per Card. 3.75"H x 2.625"W	85061 8	6	1.1	24	4.5	.04
	PP25061 3/4" M.H.T. x 3/4" M.I.P. x 1/2" F.I.P. 1 Per Bag. 4.5"H x 3.25"W	25061 6	-	-	25	3.8	.08
BRASS HOSE ADAPTER SWIVEL TYPE. DOUBLE FEMALE							
	PP850-65 3/4" F.H.T. x 1/2" F.I.P. 1 Per Card. 3.75"H x 2.625"W	85065 6	6	.70	24	4.3	.04
	PP25065 3/4" F.H.T. x 1/2" F.I.P. 1 Per Bag. 4.25"H x 3.25"W	25065 4	-	-	10	.95	.08
	PP850-67 3/4" F.H.T. x 3/4" F.I.P. 1 Per Card. 3.75"H x 2.625"W	85067 0	6	.90	24	3.4	.04
	PP25067 3/4" F.H.T. x 3/4" F.I.P. 1 Per Bag. 4.25"H x 3.25"W	25067 8	-	-	10	1.1	.08
	PP850-69 3/4" F.H.T. x 3/4" F.H.T. 1 Per Card. 3.75"H x 2.625"W	85069 4	6	1.1	24	4.6	.04
	PP25069 3/4" F.H.T. x 3/4" F.H.T. 1 Per Bag. 4.25"H x 5.8"W	25069 2	-	-	10	1.1	.08


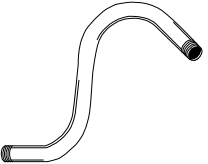
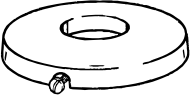
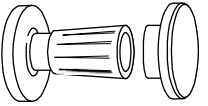
	Part Number	Item Description	UPC No. 046224	Box Qty	Box Wt	Ship Ctn Qty	Ship Ctn Wt	Ship Cubic Ft
	PP850-64	HOSE ADAPTER 3/4" F.H.T x 3/4" F.I.P. 1 Per Card 3.75"H x 2.625"W	85064 9	6	1.0	24	4.0	.04
	PP850-74	MALE COUPLINGS 5/16" I.D. hose by 1/4" M.I.P. Per Bag. 4.5"H x 3.25"W	85074 8	-	-	25	3.5	.17
	PP850-80	HOSE REPAIR COUPLING 5/8" I.D. hose x 3/4" M.H.T. 1 Per Card. 3.75"H x 2.625"W	85080 9	6	1.2	24	4.7	.04
	PP850-81	5/8" I.D. hose x 3/4" F.H.T. 1 Per Card. 3.75"H x 2.625"W	85081 6	6	1.0	24	4.0	.04
	PP2186001	BRASS HOSE BARB 1/4" M.I.P. x 1/4" 1 Per Bag. 4.5"H x 3.25"W	86001 3	-	-	25	1.3	.17
	PP2186002	1/4" M.I.P. x 3/8" 1 Per Bag. 4.5"H x 3.25"W	86002 0	-	-	25	1.3	.17
	PP2186003	3/8" M.I.P. x 1/4" 1 Per Bag. 4.5"H x 3.25"W	86003 7	-	-	25	1.3	.17
	PP2186006	1/2" M.I.P. x 1/4" 1 Per Bag. 4.5"H x 3.25"W	86006 8	-	-	25	1.3	.17
	PP2186007	1/2" M.I.P. x 3/8" 1 Per Bag. 4.5"H x 3.25"W	86007 5	-	-	25	1.3	.17
	PP2186115	NYLON CONNECTOR 1/2" I.D. x 1/2" I.D. 2 Per Bag. 4.5"H x 3.25"W	86115 7	-	-	25	2.0	.17
	PP218030	HOSE CLAMPS. STAINLESS STEEL WITH NICKEL PLATED SCREW 7/32" to 5/8" hose. Size #4 1 Per Bag. 3.88"H x 2.88"W	90890 6	-	-	25	1.0	.22
	PP218035	2" hose. Size #24 1 Per Bag. 3.88"H x 2.88"W	90894 4	-	-	25	2.0	.22

Part Number	Item Description	UPC No. 046224	Box Qty	Box Wt	Ship Ctn Qty	Ship Ctn Wt	Ship Cubic Ft
-------------	------------------	-------------------	---------	--------	--------------	-------------	---------------

HOSE & FITTINGS



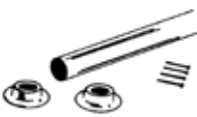

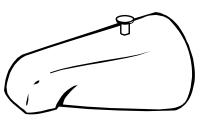
Part Number	Item Description	UPC No.	Box Qty	Box Wt	Ship Ctn Qty	Ship Ctn Wt	Ship Cubic Ft
ECONOMY SHOWER HEAD							
FLOW RATE 2.5 GPM							
 PP825-3	Chrome Plated Plastic 1 Per Card. 6.625"H x 4"W	82503 6	6	1.2	24	4.9	.14
PP825-3PB	Polished Brass Finish Plastic. Adjustable Spray 1 Per Card. 6.625"H x 4"W	99983 6	6	1.3	24	5.0	.14
PP22503	Chrome Plated Plastic 1 Per Bag. 7.5"H x 6.13"W	22503 4	1	.24	10	2.4	.62
DELUXE SHOWER HEADS							
FLOW RATE 2.5 PM. ADJUSTABLE SPRAY							
 PP825-2	Chrome Plated Brass 1 Per Card. 6.625"H x 4"W	82502 9	6	4.5	24	17.9	.14
PP22502	Chrome Plated Brass 1 Per Bag. 7.5"H x 6.13"W	22502 7	1	.69	10	6.9	.62
WATER SAVER SHOWER HEADS							
FLOW RATE 2.5 GPM							
 PP22504	Chrome Plated Plastic 1 Per Bag. 7.5"H x 6.13"W	22504 1	1	.35	10	3.5	.62
ENERGY SAVER SHOWER HEADS							
 PP825-13	Chrome Plated Brass. Energy saver Swivel action 1 Per Card. 4.375"H x 1.875"W	82513 5	6	3.6	24	14.4	.35
SHUT-OFF-ENERGY SAVER SHOWER HEADS							
 PP825-14	Chrome Plated Brass. Shut-off-energy saver Swivel Action 1 Per Card. 4.375"H x 1.875"W	82514 2	6	2.2	24	8.8	.35
ECONOMY SHOWER HEADS							
 PP825-15	White Plastic. 2" 1 Per Card. 6.625"H x 4"W	82515 9	6	1.2	24	4.8	.14
5 FUNCTION SHOWER HEADS							
 PP828-50	1 Per Card. 7.625"H x 5.125"W	01449 2	6	4.0	24	16.0	-
PP828-50BN	Brushed Nickel 1 Per Card. 7.625"H x 5.125"W	01451 5	6	4.0	24	16.0	-

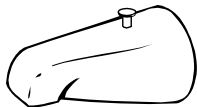
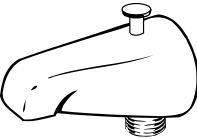
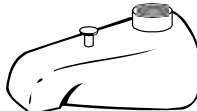
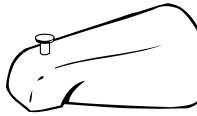
Part Number	Item Description	UPC No. 046224	Box Qty	Box Wt	Ship Ctn Qty	Ship Ctn Wt	Ship Cubic Ft	
CONTINUED								
5 FUNCTION SHOWER HEADS								
	PP828-51	Deluxe head 1 Per Card. 7.625"H x 5.125"W	01452 2	6	4.0	24	16.0	-
	PP828-51BN	Deluxe head. Brushed Nickel 1 Per Card. 7.625"H x 5.125"W	01453 9	6	4.0	24	16.0	-
HAND HELD SHOWER HEADS								
	PP828-52	5 Functions 1 Per Card. 12.25"H x 6.25"W	01454 6	6	2.8	24	11.2	-
	PP828-52BN	5 Functions. Brushed Nickel 1 Per Card. 12.25"H x 6.25"W	01455 3	6	2.8	24	11.2	-
SUNFLOWER SHOWER HEADS								
	PP828-49	6". Chrome Plated 1 Per Card. 9.25"H x 7"W	01447 8	6	4.0	24	16.0	-
	PP828-49BN	6". Brushed Nickel 1 Per Card. 9.25"H x 7"W	01448 5	6	4.0	24	16.0	-
REPLACEMENT HOSE								
	PP828-47	84". For hand held shower. Chrome 1 Per Card. 8.875"H x 7.125"W	01444 7	6	1.5	24	6.0	-
ACCESSORIES FOR HAND HELD SHOWER								
	PP828-62	Chrome Plated. Shower arm mount Zinc Swivel Ball 1 Per Card. 5.5"H x 4.625"W	82862 4	6	1.0	24	4.0	.22
SHOWER ADAPTER								
	PP825-7	1/2" F.I.P. X 1/2" M.I.P. X 1/2" M.I.P. Shower arm diverter. Plated Plastic. Connects Personal shower & shower head 1 Per Card. 5"H x 4"W	82507 4	6	.71	24	2.8	.35
	SHOWER ADAPTER							
	PP825-8	Chrome Plated Plastic 1 Per Card. 3.75"H x 2.62"W	82508 1	6	3.6	24	14.4	.33
	PP22508	Chrome Plated Plastic 1 Per Bag. 5.5"H x 4"W	22508 9	1	.61	5	3.3	.17

Part Number	Item Description	UPC No.	Box Qty	Box Wt	Ship Ctn Qty	Ship Ctn Wt	Ship Cubic Ft
SHOWER ARM & FLANGE							
PP825-10	Chrome Plated. 1/2" x 6" 1 Per Card. 7.75"H x 3.87"W	82510 4	6	2.2	24	8.8	.14
PP825-10PB	Polished Brass. 1/2" x 6" 1 Per Card. 7.75"H x 3.87"W	99981 2	6	2.4	24	9.6	.14
 PP825-10BN	Brushed Nickel. 1/2" x 6" 1 Per Card. 7.75"H x 3.87"W	01427 0	6	2.2	24	8.8	.14
PP22510	Chrome Plated. 1/2" x 6" 1 Per Bag. 11"H x 4.5"W	22510 2	1	.30	25	7.5	.62
PP825-11	Chrome Plated. 1/2" x 8" 1 Per Card. 10.5"H x 4.25"W	82511 1	6	3.0	24	12.0	.27
PP22511	Chrome Plated. 1/2" x 8" 1 Per Bag. 7.5"H x 3.75"W x 9"D	22511 9	1	.39	10	3.9	-
PP825-11BU	Chrome Plated. 1/2" x 8" 1 Per Box. 9"H x 5"W x 4.5"D	90023 8	1	.60	10	6.0	.12
"S" STYLE SHOWER ARM EXTENDS 8" FROM WALL							
 PP825-19	1/2" M.I.P. "S" shower arm with flange Raises shower head 5 1/2". Chrome Plated 1 Per Card. 14.875"H x 6.5"W	00769 2	6	4.4	24	17.6	-
PP22519	1/2" M.I.P. "S" shower arm with flange Raises shower head 5 1/2". Chrome Plated 1 Per Bag. 17.812"H x 5.75"W	00413 4	1	.73	25	18.3	-
SHOWER ARM FLANGE							
 PP22527	With set screw. Chrome Plated 1 Per Bag. 3.88"H x 2.88"W	22527 0	1	.14	10	1.4	.35
JIFFY FLANGES. 1" O.D.							
 PP825-20	Adjustable shower rod flange 1 Per Card. 5"H x 4"W	82520 3	6	1.12	24	4.5	.14
PP22520	Adjustable shower rod flange 1 Per Bag. 7.5"H x 6.13"W	22520 1	1	.16	15	2.4	.17
PP9000PC	Adjustable shower rod flange 1 Per Box. 11.75"H x 11.38"W x 9"D	91171 5	10	.20	100	2	.70




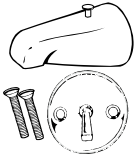
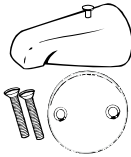
BATHROOM ACCESSORIES




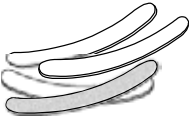
BATHROOM ACCESSORIES

Part Number	Item Description	UPC No. 046224	Box Qty	Box Wt	Ship Ctn Qty	Ship Ctn Wt	Ship Cubic Ft
SHOWER ROD FLANGES							
 PP825-21	Fits 1" shower rod. Chrome Plated Steel 1 Per Card. 4.75"H x 3.75"W	82521 0	6	1.1	24	4.4	.35
PP22521	Fits 1" shower Rod. Chrome Plated Steel 1 Per Bag. 5.5"H x 4"W	22521 8	1	.09	10	.90	.17
SHOWER CURTAIN PINS							
 PP825-25	Metal 12 Per Card. 5.25"H x 3"W	82525 8	6	1.4	24	5.6	.22
PP22525	Metal 12 Per Bag. 7.5"H x 6.13"W	22525 6	1	.20	5	1.0	.17
SHOWER RODS							
 PP8050AL	Aluminum. 1" x 5'. With flanges 1 Per Box. 66.75"H x 5"W x 7.13"D	08050 3	1	1.0	10	10.0	1.3
PP8050ALLF	Aluminum. 1" x 5'. Less flanges 1 Per Box. 66.75"H x 5"W x 7.13"D	91128 9	1	1.0	10	10.0	1.38
PP8015PC	Stainless Steel. 1" x 6'. With flanges 1 Per Box. 72.5"H x 9.5"W x 6.13"D	91126 5	1	1.3	10	13.0	2.44
PP8051AL	Aluminum. 1" x 6'. With flanges 1 Per Box. 72.5"H x 9.5"W x 6.13"D	08051 0	1	1.0	10	10.0	2.44
BATHTUB SPOUT 3/4" I.P.S. WITH REDUCER BUSHING FOR 3/4" OR 1/2" PIPE							
 PP825-30	Chrome Plated 1 Per Card. 8"H x 4.375"W	82530 2	6	3.8	24	15.2	.70
PP825-30BN	Brushed Nickel 1 Per Card. 8"H x 4.375"W	01428 7	6	3.8	24	15.2	-
PP22530	Chrome Plated 1 Per Bag. 10"H x 7"W	22530 0	1	.50	10	5.0	.89
PP825-30BX	Chrome Plated. 1 Per Box. 8.88"H x 5.75"W x 2.25"D	12530 3	1	1.3	10	12.5	.70
BATHTUB SPOUT WITH DIVERTER 3/4" I.P.S. WITH REDUCER BUSHING FOR 3/4" OR 1/2" PIPE							
 PP825-31	Chrome Plated 1 Per Card. 8"H x 4.375"W	82531 9	6	4.4	24	17.6	.5

Part Number	Item Description	UPC No.	Box Qty	Box Wt	Ship Ctn Qty	Ship Ctn Wt	Ship Cubic Ft
CONTINUED							
BATHTUB SPOUT WITH DIVERTER							
3/4" I.P.S. WITH REDUCER BUSHING FOR							
3/4" OR 1/2" PIPE							
	PP825-31PB	Polished Brass 1 Per Card. 8"H x 4.375"W	99984 3	6	4.2	24	16.8 .5
	PP825-31BN	Brushed Nickel 1 Per Card. 8"H x 4.375"W	01429 4	6	4.4	24	17.6 .5
	PP22531	Chrome Plated 1 Per Bag. 10"H x 7"W	22531 7	1	.62	5	3.1 .89
	PP22539	Polished Brass. Adjustable nipple 1 Per Bag. 10"H x 7"W	22539 3	1	.91	5	4.6 .89
BATHTUB SPOUT WITH OUTLET FOR							
PERSONAL SHOWER							
3/4" I.P.S. WITH REDUCER BUSHING FOR							
3/4" OR 1/2" PIPE							
	PP825-32	Chrome Plated with diverter 1 Per Card. 8"H x 4.375"W	82532 6	6	5.1	24	20.2 .5
	PP22532	Chrome Plated with diverter 1 Per Bag. 10"H x 7"W	00393 9	1	.84	5	4.2 .89
BATHTUB SPOUT WITH DIVERTER							
FOR ADD-A-SHOWER							
3/4" I.P.S. WITH REDUCER BUSHING FOR							
3/4" OR 1/2" PIPE							
	PP22529	Chrome with diverter 1 Per Bag. 7.5"H x 3.75"W x 14"D	22529 4	1	.91	5	4.6 .23
	FRONT END DIVERTER BATHTUB SPOUT						
3/4" I.P.S. WITH REDUCER BUSHING FOR							
3/4" OR 1/2" PIPE							
	PP825-36	Front end mount for nipples extending 4 1/2"-5" from wall. Eliminates need to change to shorter nipple. Chrome Plated Finish 1 Per Card. 8"H x 4.375"W x 2.75"D	82536 4	6	4.8	24	19.2 .89
	PP825-36BN	Front end mount for nipples extending 4 1/2"-5" from wall. Eliminates need to change to shorter nipple. Brushed Nickel 1 Per Card. 8"H x 4.375"W x 2.75"D	01430 0	6	4.8	24	19.2 -

BATHROOM ACCESSORIES

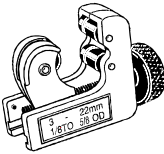
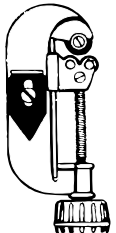


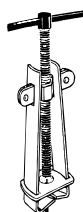
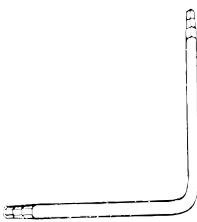
Part Number	Item Description	UPC No.	Box Qty	Box Wt	Ship Ctn Qty	Ship Ctn Wt	Ship Cubic Ft
CONTINUED							
FRONT END DIVERTER BATHTUB SPOUT							
3/4" I.P.S. WITH REDUCER BUSHING FOR 3/4" OR 1/2" PIPE							
	PP22536	Front end mount for nipples extending 4 1/2"-5" from wall. Eliminates need to change to shorter nipple. Chrome Plated Finish 1 Per Bag. 10"H x 7"W	22536 2	1	.22	10	2.2 .89
	PP22536PB	Front end mount for nipples extending 4 1/2"-5" from wall. Eliminates need to change to shorter nipple. Polished Brass 1 Per Bag. 9"H x 7.75"W x 7.5"D	00325 0	1	.80	5	4.0 .15
SLIDE CONNECT BATHTUB SPOUT							
3/4" I.P.S. WITH REDUCER BUSHING FOR 3/4" OR 1/2" PIPE							
	PP825-38	Zinc die cast front diverter spout connects to 1/2" copper at wall end of spout 1 Per Card. 8"H x 4.375"W	01432 4	6	4.5	24	18 -
	PP22538	Zinc die cast front diverter spout connects to 1/2" copper at wall end of spout 1 Per Bag. 10"H x 7"W	22538 6	1	.75	10	7.5 .89
BATHTUB SPOUT WITH DIVERTER							
3/4" I.P.S. WITH 3/4" X 1/2" FACE BUSHING							
	PP825-37	Adjustable for various nipple lengths 1 Per Card. 8"H x 4.375"W	01431 7	6	5.8	24	23.2 -
	PP22537	Adjustable for various nipple lengths 1 Per Bag. 10"H x 7"W	22537 9	1	.97	5	4.9 .89
BATHTUB SPOUT TRIM KIT							
3/4" I.P.S. WITH 3/4" X 1/2" FACE BUSHING							
	PP22524	White. With Diverter With Triplever Faceplate 1 Per Bag. 12.5"H x 5.75"W x 7.5"D	22524 9	1	.65	5	3.3 .31
	BATHTUB SPOUT TRIM KIT						
3/4" I.P.S. WITH 3/4" X 1/2" FACE BUSHING							
	PP22542	White. With Diverter With Two Hole Faceplate 1 Per Bag. 12.5"H x 5.75"W x 7.5"D	22542 3	1	.65	5	3.3 .31

Part Number	Item Description	UPC No.	Box Qty	Box Wt	Ship Ctn Qty	Ship Ctn Wt	Ship Cubic Ft
SHOWER DRAIN GRID							
	PP825-50 3 ⁵ / ₁₆ " O.D. 1 Per Card. 5.375"H x 4.625"W	82550 0	6	.78	24	3.1	.12
	PP22550 3 ⁵ / ₁₆ " O.D. 1 Per Bag. 7"H x 5.25"W	00358 8	1	.13	5	.70	-
SHOWER DRAIN							
	PP825-51 Chrome Plated Metal. Fits 2" Outlet 1 Per Card. 6.88"H x 4.75"W	82551 7	6	2.0	24	8.0	.12
TUB & TILE TRIM							
	PP826-50 Vinyl. 3/4" x 11' 1 Per Card. 7"H x 5"W	82650 7	6	2.1	24	8.5	.14
	PP22650 Vinyl. 3/4" x 11' 1 Per Bag. 7.5"H x 6.13"W	22650 5	1	.34	5	1.7	.62
TUB TREADS							
	PP22651 Vinyl. 3/4" x 10" 7 Per Bag. 7.5"H x 6.13"W	22651 2	1	.11	5	.60	.62


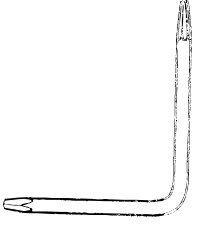

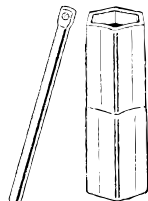

BATHROOM ACCESSORIES

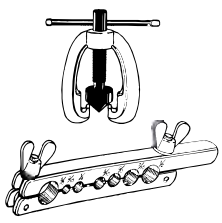


Part Number	Item Description	UPC No. 046224	Box Qty	Box Wt	Ship Ctn Qty	Ship Ctn Wt	Ship Cubic Ft

BATHROOM
ACCESSORIES

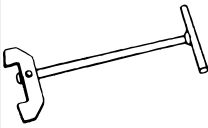
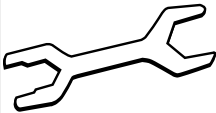



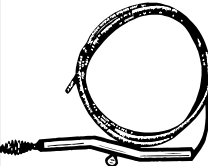
Part Number	Item Description	UPC No.	Box Qty	Box Wt	Ship Ctn Qty	Ship Ctn Wt	Ship Cubic Ft
MIDGET TUBE CUTTER							
	PP840-35	For tubing 1/8" O.D. to 5/8" O.D. 1 Per Card. 3.75"H x 2.625"W	84035 0	6	1.7	24	6.7 .35
	PP24035	For tubing 1/8" O.D. to 5/8" O.D. 1 Per Bag. 5.5"H x 4"W	24035 8	-	-	10	2.5 .08
TUBE CUTTER							
	PP840-3	For tubing 1/8" O.D. to 1 1/8" O.D. 1 Per Card. 8.5"H x 4.5"W	84003 9	6	3.9	24	15.7 .14
	PP24003	For tubing 1/8" O.D. to 1 1/8" O.D. 1 Per Bag. 7.5"H x 6.13"W	24003 7	-	-	5	3.1 .08
	PP840-3BU	For tubing 1/8" O.D. to 1 1/8" O.D. Bulk. 9"H x 5"W x 4.5"D	90012 2	-	-	5	6.0 .12
FAUCET RESEATER WITH CENTERING ADAPTER							
	PP840-4	With 3 hardened steel cutters. 1/2", 9/16" & 5/8" 1 Per Card. 5.5"H x 1.875"W	84004 6	6	1.2	24	4.6 .12
	PP24004	With 3 hardened steel cutters. 1/2", 9/16" & 5/8" 1 Per Bag. 7.5"H x 6.13"W	24004 4	-	-	5	.71 .08
FAUCET RESEATER							
	PP840-40	With 3 hardened steel cutters. 1/2", 9/16" & 5/8" 1 Per Card. 5.5"H x 1.875"W	84040 4	6	1.0	24	4.1 .12
	PP24040	With 3 hardened steel cutters. 1/2", 9/16" & 5/8" 1 Per Bag. 7.5"H x 6.13"W	24040 2	-	-	5	.66 .08
FAUCET HANDLE PULLER							
	PP840-41	Removes most faucet handles 1 Per Card. 9.625"H x 3.75"W	84041 1	6	3.8	24	15.1 .14
	PP24041	Removes most faucet handles 1 Per Bag. 7.5"H x 6.13"W	24041 9	-	-	5	27.0 .15
FAUCET SEAT WRENCH. SIX STEP DESIGN							
	PP840-5	3 Hex sizes. 3 Square sizes 1 Per Card. 5.25"H x 4"W	84005 3	6	3.7	24	14.8 .32
	PP24005	3 Hex sizes. 3 Square sizes 1 Per Bag. 10"H x 7"W	24005 1	-	-	5	2.7 .15
	PP840-5BU	3 Hex sizes. 3 Square sizes Bulk. 9"H x 5"W x 4.5"D	91157 9	-	-	5	2.7 .12

TOOLS

Part Number	Item Description	UPC No. 046224	Box Qty	Box Wt	Ship Ctn Qty	Ship Ctn Wt	Ship Cubic Ft
	PP840-15 FAUCET SEAT WRENCH. SQUARE DESIGN Tapered for faucet/shower 1 Per Card. 5.25"H x 4"W	84015 2	6	3.0	24	12.0	.32
	PP840-55 FAUCET SEAT WRENCH. ANGLED DESIGN Hex design one side. Square design one side 1 Per Card. 5.25"H x 4"W	84055 8	6	3.6	24	14.6	.32
	PP24055 Hex design one side. Square design one side 1 Per Bag. 12"H x 6.13	24055 6	-	-	5	2.7	.08
	PP840-55BU Hex design one side. Square design one side Bulk. 9"H x 5"W x 4.5"D	91158 6	-	-	10	5.0	.12
	PP840-59 SHOWER VALVE SOCKET WRENCH SET 5 Sockets. 10 Sizes Boxed. 8"H x 5"W x 1"D	84059 6	6	6.0	24	24.0	.27
	PP24052 SHOWER VALVE SOCKET WRENCH 2 ¹ / ₃₂ " x 2 ⁷ / ₃₂ " 1 Per Bag. 5.5"H x 4"W	24052 5	-	-	5	1.5	.08
	PP24050 2 ⁹ / ₃₂ " x 3 ¹ / ₃₂ " 1 Per Bag. 5.5"H x 4"W	24050 1	-	-	5	2.7	.08
	PP24054 1 ¹ / ₃₂ " x 1 ³ / ₃₂ " 1 Per Bag. 5.5"H x 4"W	24054 9	-	-	5	.60	.08
	PP24056 1 ¹ / ₃₂ " x 1 ⁷ / ₁₆ " 1 Per Bag. 5.5"H x 4"W	24056 3	-	-	5	.60	.08
	PP840-6 ADJUSTABLE LOCKNUT WRENCH From 1" through 3" 1 Per Card. 13"H x 4.625"W	84006 0	6	7.0	24	28.1	.32
	PP24006 From 1" through 3" 1 Per Bag. 12"H x 6.13"W	24006 8	-	-	5	5.5	.15
	PP840-6BLK From 1" through 3" Bulk. 9"H x 8.5"W X 3.25"D	91159 3	-	-	5	7.2	.14

Part Number	Item Description	UPC No. 046224	Box Qty	Box Wt	Ship Ctn Qty	Ship Ctn Wt	Ship Cubic Ft
BASIN WRENCH. 11"							
SPRING LOADED JAW							
 PP840-7	Full 180° range. Fits 1/2" nut to 1 1/8" nut 1 Per Card. 13.125"H x 5.375"W	84007 7	6	7.5	24	29.8	.32
PP24007	Full 180° range. Fits 1/2" nut to 1 1/8" nut 1 Per Bag. 18"H x 7.25"W	24007 5	-	-	5	6.1	.23
PP840-7BU	Full 180° range. Fits 1/2" nut to 1 1/8" nut Bulk. 2.25"H x 3.5"W x 2.25"D	08407 5	-	-	10	12.1	.52
FLARING TOOL SET							
 PP840-8	For Tubing From 3/16" O.D. to 5/8" O.D. 1 Per Card. 9.375"H x 5.875"W	84008 4	6	11.3	24	45.2	.68
PP24008	For Tubing From 3/16" O.D. to 5/8" O.D. 1 Per Bag. 12"H x 6.13"W	24008 2	-	-	5	9.1	.15
PP840-8BU	For Tubing From 3/16" O.D. to 5/8" O.D. 1 Per Box. 9.25"H x 3.5"W x 2.25"D	90013 9	-	-	10	21.1	.50
UNIVERSAL PIPE REPAIR CLAMP							
 PP840-1	Adjustable to 3/8" - 3/4" I.P.S., 1/2" - 1" Copper Includes nuts, bolts, gasket 1 Per Card. 5.5"H x 4.625"W	84001 5	6	2.29	24	9.2	.14
PP24001	Adjustable to 3/8" - 3/4" I.P.S., 1/2" - 1" Copper Includes nuts, bolts, gasket 1 Per Bag. 7.5"H x 6.13"W	24001 3	-	-	5	2.3	.08
PIPE REPAIR CLAMP							
 PP841-1	1". Bright Plated with gasket Bulk. 9"H x 5"W x 4.5"D	84101 2	-	-	10	5.0	.12
PP841-2	1 1/4". Bright Plated with gasket Bulk. 9"H x 5"W x 4.5"D	84102 9	-	-	10	6.0	.12
PP841-3	1 1/2". Bright Plated with gasket Bulk. 9"H x 8.5"W x 3.25"D	84103 6	-	-	10	9.2	.14
PP841-4	2". Bright Plated with gasket Bulk. 9"H x 8.5"W x 3.25"D	84104 3	-	-	10	11.9	.14

TOOLS


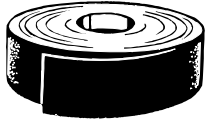



Part Number	Item Description	UPC No. 046224	Box Qty	Box Wt	Ship Ctn Qty	Ship Ctn Wt	Ship Cubic Ft
GARBAGE DISPOSER WRENCH							
	PP840-9	1", 9" Length. Frees jammed disposer blades 1 Per Card. 13.88"H x 5.75"W	84009 1	6	6.0	24	24.0 .32
	PP24009	1", 9" Length. Frees jammed disposer blades 1 Per Bag. 13.25"H x 8"W	24009 9	-	-	5	4.1 .23
4- WAY COMBINATION WRENCH							
	PP840-10	Fits closet spud, traps, and strainer 1 Per Card. 10.75"H x 4.875"W	84010 7	6	4.8	24	19.2 .32
	PP24010	Fits closet spud, traps, and strainer 1 Per Bag. 12"H x 6.13"W	24010 5	-	-	5	3.3 .23
STRAP WRENCH							
	PP840-13	7" Long. 2" Capacity 1 Per Card. 12"H x 1.875"W	84013 8	6	4.2	24	16.8 .26
DRAIN OPENER							
	PP24024	1 1/2" to 3" Drains. Unclogs drains Attaches to garden hose 1 Per Bag. 11"H x 4.5"W	24024 2	-	-	25	5.0 .62
FURNACE KEY							
	PP840-30	1/4" 1 Per Card. 3.75"H x 2.625"W	84030 5	6	.86	24	3.4 .35
	PP24030	1/4" 1 Per Bag. 4.5"H x 3.25"W	24030 3	-	-	5	.60 .08
	PP840-31	5/16" 1 Per Card. 6"H x 2.625"W	84031 2	6	.85	24	3.4 .35
	PP24031	5/16" 1 Per Bag. 4.5"H x 3.25"W	24031 0	-	-	5	.61 .08
DRAIN AUGER							
	PP845-1	1/4" x 8' Bulk. 5.75"H x 12.5"W x 7.25"D	84501 0	-	-	5	4.5 .24
	PP845-10	1/4" x 15' Bulk. 5.75"H x 12.5"W x 7.25"D	84510 2	-	-	5	8.5 .41
	PP845-11	1/4" x 25' Bulk. 9.63"H x 11.13"W x 6.63"D	84511 9	-	-	5	12.1 .41

Part Number	Item Description	UPC No. 046224	Box Qty	Box Wt	Ship Ctn Qty	Ship Ctn Wt	Ship Cubic Ft
CONTINUED							
DRAIN AUGER							
	PP845-14	$\frac{3}{8}$ " x 25' Bulk. 11.63"H x 11.63"W x 8.69"D	84514 0	-	-	5	25.1 .68
	PP845-15	$\frac{3}{8}$ " x 50' Bulk. 11.88"H x 10"W x 12.38"D	84515 7	-	-	5	49.0 .85
TOILET AUGER							
	PP845-19	$\frac{7}{16}$ " x 3' Bulk. 8.13"H x 6.13"W x 34.38"D	84519 5	-	-	5	10.0 .99
DRAIN TAPE							
	PP845-18	$\frac{1}{2}$ " x 50' Bulk. 23.88"H x 6.5"W x 16.75"D	84518 8	-	-	5	28.0 1.5
	PP845-25	$\frac{3}{4}$ " x 75' Bulk. 11.75"H x 11.38"W x 9"D	84525 6	-	-	1	4.6 .82
	PP845-26	$\frac{3}{4}$ " x 100' Bulk. 21.56"H x 11.5"W x 17.19"D	82526 3	-	-	15	34.0 4.05
CANISTER AUGERS							
	PP845-16	$\frac{1}{4}$ " x 15' Bulk. 17.75"H x 8.25"W x 8"D	84516 4	-	-	5	10.8 .97
	PP845-17	$\frac{1}{4}$ " x 25' Bulk. 17.75"H x 8.25"W x 8"D	84517 1	-	-	5	12.6 .68
POWER AUGERS							
	PP845-28	15' Bulk. 17.75"H x 8.25"W x 8"D	84528 7	-	-	5	10.9 .68
	PP845-29	25' Bulk. 17.75"H x 8.25"W x 8"D	84529 4	-	-	5	15.2 .68
PLUNGERS							
	PP845-2	Jr. plunger. 4" Cup. 9" Handle Bulk. 9.5"H x 8.5"W x 4.75"D	84502 7	-	-	10	3.9 .22
	PP845-3	5" Cup. 19" Handle Bulk. 19.63"H x 6.13"W x 9"D	84503 4	-	-	10	7.7 .63
	PP845-4	Heavy duty plunger. 6" Cup. 19" Handle Bulk. 19.63"H x 6.13"W x 9"D	84504 1	-	-	10	10.3 .63

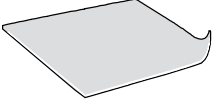

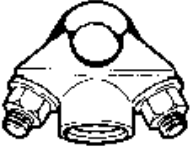
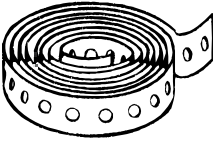
TOOLS

Part Number	Item Description	UPC No. 046224	Box Qty	Box Wt	Ship Ctn Qty	Ship Ctn Wt	Ship Cubic Ft
CONTINUED							
PLUNGERS							
	PP845-6	Dual toilet and drain. 6" Cup. 18" Handle Bulk. 19.63"H x 6.13"W x 9"D	08456 3	-	-	10	10.9 .63
	PP845-7	Double Thrust. 6" Force Cup, 19" Handle Bulk. 23"H x 6.25"W x 7.75"D	84507 2	-	-	10	13.6 .64
PLUMBER'S PUTTY							
	PP854-6	1/2" Pint Bulk. 15"H x 6.13"W x 4.38"D	85406 7	-	-	10	10.9 .23
	PLUMBS PUTTY STRIP						
	PP854-7	54" length 1 Per Card. 6.88"H x 4.75"W	85407 4	-	-	5	13.6 .15
	BRUSHES						
	PP854-15	All Purpose Brushes 2 Per Card. 8.25"H x 2.5"W	85415 9	6	.24	24	1.0 .12
	PP25415	All Purpose Brushes 2 Per Card. 11"H x 4.5"W	25415 7	-	-	10	1.0 .08
TEFLON TAPE							
	PP855-1	1/2" x 60" 1 Per Card 3.75"H x 2.625"W	85501 9	6	.32	24	1.3 .35
	PP25501	1/2" x 60" 1 Per Bag. 4.5"H x 3.25"W	25501 7	-	-	25	.54 .08
	PP855-100	1/2" x 300" 1 Per Card. 4.75"H x 3.75"W	85500 2	6	.50	24	2.0 .35
	PP20855100	1/2" x 300" 1 Per Bag. 5.25"H x 5"W x 11"D	25500 0	-	-	25	.92 .17
	PP2855120	1/2" x 520" 1 Per Bag. 4.5"H x 3.25"W	28512 0	-	-	25	1.5 .62
	TEFLON THREAD SEALANT						
	PP854-1	2 oz 1 Per Card. 4.88"H x 3.75"W	85401 2	-	-	1	.16 .35
	PP25401	2 oz. 1 Per Bag. 5.5"H x 4"W	25401 0	-	-	5	.16 .08

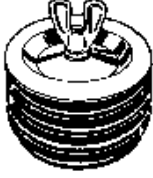
TOOLS

Part Number	Item Description	UPC No.	Box Qty	Box Wt	Ship Ctn Qty	Ship Ctn Wt	Ship Cubic Ft
PIPE JOINT COMPOUND							
	PP854-2	2 oz. 1 Per Card. 8.5"H x 3.5"W	85402 9	-	-	5	1.1 .15
	PP854-21	8 oz. Bulk. 15"H x 6.13"W x 4.38"D	85421 0	-	-	10	3.0 .23
ABRASIVE CLOTH							
	PP855-3	1 1/2" x 36" 1 Per Card. 4.88"H x 3.75"W	85503 3	6	.50	24	2.0 .25
	PP25503	1 1/2" x 36" 1 Per Bag. 4.5"H x 3.25"W	25503 1	-	-	25	1.8 .15
INSIDE CLEANING BRUSHES							
	PP855-4	1/2" Copper 1 Per Card. 8.5"H x 3.5"W	85504 0	6	.70	24	2.8 .12
	PP25504	1/2" Copper 1 Per Bag. 1 1"H x 4.5"W	25504 8	-	.72	5	2.9 .08
	PP855-5	3/4" Copper 1 Per Card. 8.5"H x 3.5"W	85505 7	6	-	24	3 .12
	PP25505	3/4" Copper 1 Per Bag. 11"H 4.5"W	25505 5	-	-	5	.75 .08
OUTSIDE CLEANING BRUSHES							
	PP25555	3/8" O.D. 1 Per Bag. 7.5"H x 6.13"W	25555 0	-	-	25	2.5 .17
	PP25556	3/4" O.D. 1 Per Bag. 7.5"H x 6.13"W	25556 7	-	-	25	2.5 .17
DRILL POWERED PUMP							
	PP855-50	Attaches to electric drill Standard hose threads 1 Per Card. 6.875"H x 4.375"W	85550 7	6	2.4	24	10.0 .22
PACKING SHEETS							
INDIVIDUALLY PACKED							
	PP855-41	Red rubber. 6" x 6" 10 Per Box . 9.13"H x 8"W x 5.75"D	85541 5	6	1.31	24	5.3 .35
	PP25546	Red rubber. 6" x 6" x 1/16" 25 Per Box . 7.5"H x 3.75"W x 9	25546 8	-	-	25	6.0 .15

TOOLS


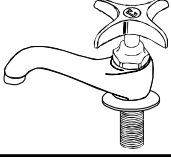
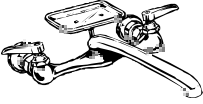
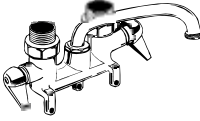
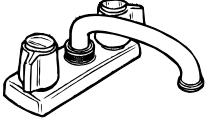
Part Number	Item Description	UPC No. 046224	Box Qty	Box Wt	Ship Ctn Qty	Ship Ctn Wt	Ship Cubic Ft
CONTINUED							
PACKING SHEETS							
INDIVIDUALLY PACKED							
	PP25547 Red rubber. 6" x 6" x 1/8" 5 Per Box . 4.5"H x 5"W x 9"D	25547 5	-	-	5	1.1	.15
REPAIR PLUGS WITH WASHERS							
	PP856-25 Seals leaks in pipes, tanks, boilers, etc. 3 Per Card. 4.88"H x 3.75"W	85625 2	6	.80	24	3.2	.16
	PP25625 Seals leaks in pipes, tanks, boilers, etc. 3 Per Bag. 4.5"H x 3.25"W	25625 0	-	-	25	2.5	.17
SADDLE TEE							
	PP855-30 1/2" F.I.P. Outlet for 1/2" I.P. or 3/4" O.D. 1 Per Card. 3.75"H x 2.625"W	85530 9	6	1.3	24	5.2	.35
	PP25530 1/2" F.I.P. Outlet for 1/2" I.P. or 3/4" O.D. 1 Per Bag. 4.88"H x 3.75"W	25530 7	-	-	25	10.0	.17
	PP855-31 1/2" F.I.P. Outlet for 5/8" O.D. 1 Per Card. 3.75"H x 2.625"W	85531 6	6	1.7	24	6.9	.35
	PP25531 1/2" F.I.P. Outlet, for 5/8" O.D. 1 Per Bag. 4.88"H x 3.75"W	25531 4	-	-	25	6.3	.17
	PP855-32 1/2" F.I.P. Outlet, for 3/4" I.P. or 1" O.D. 1 Per Card. 3.75"H x 2.625"W	85532 3	6	2.4	24	10.0	.35
	PP25532 1/2" F.I.P. Outlet, for 3/4" I.P. or 1" . 1 Per Bag. 4.88"H x 3.75"W	25532 1	-	-	25	10.0	.17
HANGER IRON PIPE STRAPS							
PERFORATED							
	PP855-8 3/4" Wide x 10' Long 1 Per Card. 4.75"H x 3.75"W	85508 8	6	3.1	24	12.6	.12
	PP25508 3/4" Wide x 10' Long 1 Per Bag. 7.5"H x 6.13"W	25508 6	-	-	25	11.6	.08
	PP855-8BU 3/4" Wide x 10' Long Bulk 7.5"H x 6.13"W	70566 6	-	-	25	13.5	.12
	PP855-85BU 3/4" Wide x 10' Long. Copper Clad Bulk. 7.5"H x 6.13"W	85585 9	-	-	25	12.0	.12

TOOLS

Part Number	Item Description	UPC No.	Box Qty	Box Wt	Ship Ctn Qty	Ship Ctn Wt	Ship Cubic Ft
RUBBER EXPANSION PLUG							
	PP856-10BU Rubber 2" Bulk. 9.5"H x 8.5"W x 4.75"D	90018 4	-	-	10	1.8	.22
	PP856-11BU Rubber 3" Bulk. 9.5"H x 8.5"W x 4.75"D	90019 1	-	-	10	3.5	.22
	PP856-12BU Rubber 4" Bulk. 12.5"H x 5.75"W x 7.25"D	90020 7	-	-	10	5.1	.30

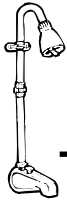
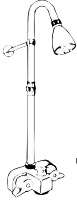
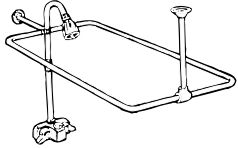
Part Number	Item Description	UPC No. 046224	Box Qty	Box Wt	Ship Ctn Qty	Ship Ctn Wt	Ship Cubic Ft

TOOLS

Part Number	Item Description	UPC Number	Box Qty	Box Wt	Ship Ctn Qty	Ship Ctn Wt	Ship Cubic Ft
BASIN FAUCETS							
	PP120-003 SINGLE BASIN FAUCET Brass body. Hot & Cold index buttons included. Chrome Plated 1 Set Per Clamshell. 15"H x 7.75"W x 7.5"D	12003 2	1	.80	5	4.0	.54
	PP120-005 SINGLE BASIN FAUCET With aerator. Brass body. Hot & Cold index buttons Included. Chrome Plated 1 Set Per Box. 15"H x 7.75"W x 7.5"D	12005 6	1	1.1	5	5.3	.54
WALL MOUNT UTILITY FAUCET							
	PP015-4 With 8" spout & soap dish. Brass body Chrome Plated 1 Per Box. 24"H x 9.75"W x 7.5"D	01546 8	1	2.7	5	13.3	1.08
LAUNDRY TUB FAUCET							
	PP7021 4" Center set. Rough brass body Chrome Plated handles 1 Per Box. 24"H x 9.75"W x 7.5"D	70211 5	1	2.7	5	13.3	1.08
	PP125-003 Deck Mount. 4" Center set Chrome Plated handles 1 Per Box. 15"H x 7.75"W x 7.5"D	12503 7	1	2.7	5	13.3	.54

Part Number	Item Description	UPC Number	Box Qty	Box Wt	Ship Ctn Qty	Ship Ctn Wt	Ship Cubic Ft
----------------	---------------------	---------------	------------	-----------	-----------------	----------------	------------------

BASIN & UTILITY
FAUCETS

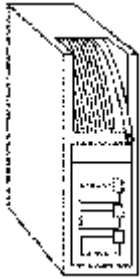
Part Number	Item Description	UPC Number	Box Qty	Box Wt	Ship Ctn Qty	Ship Ctn Wt	Ship Cubic Ft
 PP826-91	ADD-A-SHOWER Includes: 53" Riser, Shower Head, Diverter Spout and Fixed Wall Bracket. 1 Per Box. 6.75"H x 3.5"W x 26"D	82691 0	1	5.2	1	5.2	.36
 PP826-92	ADD-A-SHOWER Includes: 65" Riser, Shower Head, Diverter Bathcock and Adjustable Wall Bracket. 1 Per Box. 15"H x 3.5"W x 42"D	82692 7	1	5.2	5	26.0	1.28
 1690BEL	ADD-A-SHOWER Chrome Plated Rectangular Brass Shower Includes: 53" Riser, Diverter Bathcock, Adjustable 3-Way Wall Bracket, 27" x 42" Chrome Plated Brass Ring, Fit-All Ceiling Support. 1 Per Box. 15"H x 3.5"W x 42"D	70569 7	1	9.0	1	9.0	1.28

ADD - A - SHOWER

Part Number	Item Description	UPC Number	Box Qty	Box Wt	Ship Ctn Qty	Ship Ctn Wt	Ship Cubic Ft
----------------	---------------------	---------------	------------	-----------	-----------------	----------------	------------------

ADD - A - SHOWER


Part Number	Item Description	UPC No.	Box Qty	Box Wt	Ship Ctn Qty	Ship Ctn Wt	Ship Cubic Ft
CLEAR VINYL TUBING. NON-TOXIC							
PP7900	1/8" I.D. x 3/16" O.D., 100', 35PSI @ 70°f Boxed. 9.5"H x 2.78"W x 9.58"D	91094 7	-	-	1	1.4	.15
PP7901	1/8" I.D. x 1/4" O.D., 100', 65PSI @ 70°f Boxed. 9.5"H x 2.78"W x 9.58"D	91095 4	-	-	1	1.7	.15
PP7902	3/16" I.D. x 5/16" O.D., 100', 55PSI @ 70°f Boxed. 9.5"H x 2.78"W x 9.58"D	91096 1	-	-	1	3.0	15
PP7904	1/4" I.D. x 3/8" O.D., 100', 55PSI @ 70°f Boxed. 9.5"H x 2.78"W x 9.58"D	91097 8	-	-	1	4.6	.24
PP7906	5/16" I.D. x 7/16" O.D., 100', 50PSI @ 70°f Boxed. 9.5"H x 4.5"W x 9.58"D	91098 5	-	-	1	4.6	.24
PP7907	5/16" I.D. x 1/2" O.D., 100', 60PSI @ 70°f Boxed. 14.25"H x 4"W x 14"D	91099 2	-	-	1	6.8	.46
PP7908	3/8" I.D. x 1/2" O.D., 100', 45PSI @ 70°f Boxed. 14.25"H x 4"W x 14"D	91100 5	-	-	1	4.8	.46
PP7910	1/2" I.D. x 5/8" O.D., 100', 30PSI @ 70°f Boxed. 14.25"H x 4"W x 14"D	91102 9	-	-	1	6.4	.46
PP7911	1/2" I.D. x 3/4" O.D., 100', 45PSI @ 70°f Boxed. 19.25"H x 6"W x 19.5"D	91103 6	-	-	1	13.7	1.30
PP7912	5/8" I.D. x 7/8" O.D., 100', 40PSI @ 70°f Boxed. 19.25"H x 6"W x 19.5"D	91104 3	-	-	1	11.9	1.30
PP7914	3/4" I.D. x 1" O.D., 50', 35PSI @ 70°f Boxed. 19.25"H x 6"W x 19.5"D	91105 0	-	-	1	10.7	1.30
PP7916	1" I.D. x 1 1/4" O.D., 50', 25PSI @ 70°f Boxed. 19.25"H x 6"W x 19.5"D	91106 7	-	-	1	14.3	1.30







WHITE POLYETHYLENE TUBING. NON-TOXIC							
PP7931	1/4" O.D., 100', 150PSI @ 70°f Boxed. 9.5"H x 2.78"W x 9.58"D	91107 4	-	-	1	3.0	.15
PP7932	5/16" O.D., 100', 120PSI @ 70°f Boxed. 9.5"H x 4.5"W x 9.58"D	91108 1	-	-	1	2.0	.15









VINYL TUBING



Part Number	Item Description	UPC No.	Box Qty	Box Wt	Ship Ctn Qty	Ship Ctn Wt	Ship Cubic Ft
CONTINUED							
WHITE POLYETHYLENE TUBING. NON-TOXIC							
	PP7933	3/8" O.D., 100', 120PSI @ 70°f Boxed. 14.25"H x 4"W x 14"D	91109 8	-	-	1	3.4 .46
	PP7934	1/2" O.D., 100', 90PSI @ 70°f Boxed. 14.25"H x 4"W x 14"D	91110 4	-	-	1	4.1 .46

Part Number	Item Description	UPC No. 046224	Box Qty	Box Wt	Ship Ctn Qty	Ship Ctn Wt	Ship Cubic Ft
SINGLE WALL GAS CONNECTORS 7/8" O.D. (1/2" O.D.) RANGE CONNECTORS EPOXY COATED							
	PP891-2 3/4" F.I.P. x 3/4" F.I.P. Straight x 24" 1 Per Bag. 13.75"H x 8"W	89102 4	-	-	25	26.3	.62
	PP891-3 3/4" F.I.P. x 3/4" F.I.P. Straight x 36" 1 Per Bag. 13.75"H x 8"W	89103 1	-	-	25	32.5	.62
	PP891-4 3/4" F.I.P. x 3/4" F.I.P. Straight x 48" 1 Per Bag. 13.75"H x 8"W	89104 8	-	-	25	38.8	.62
	PP891-6 3/4" F.I.P. x 3/4" F.I.P. Straight x 72" 1 Per Bag. 15.5"H x 12.25"W	89106 2	-	-	25	51.3	.62
SINGLE WALL GAS CONNECTORS 7/8" O.D. (1/2" I.D.) GAS RANGE CONNECTORS EPOXY COATED							
	PP890-4 3/4" F.I.P. x 3/4" F.I.P. Elbow x 60" 1 Per Bag. 15.5"H x 12.25"W	89004 1	-	-	25	45.0	.62
SINGLE WALL GAS CONNECTORS 3/8" O.D. (1/4" I.D.) FOR GAS CLOTHES DRYERS. EPOXY COATED							
	PP897-5 3/8" F.I.P. x 3/8" M.I.P. Straight x 48" 1 Per Bag. 14.5"H x 10"W	89705 7	-	-	5	26.5	.62
	PP898-1 1/2" F.I.P. x 1/2" M.I.P. Straight x 12" 1 Per Bag. 14.5"H x 10"W	89801 6	-	-	5	12.5	.62
	PP898-2 1/2" F.I.P. x 1/2" M.I.P. Straight x 18" 1 Per Bag. 10"H x 4.5"W	89802 3	-	-	5	15.0	.62
	PP898-3 1/2" F.I.P. x 1/2" M.I.P. Straight x 24" 1 Per Bag. 14.5"H x 10"W	89803 0	-	-	5	17.5	.62
	PP898-4 1/2" F.I.P. x 1/2" M.I.P. Straight x 36" 1 Per Bag. 14.5"H x 10"W	89804 7	-	-	5	22.5	.62
	PP898-5 1/2" F.I.P. x 1/2" M.I.P. Straight x 48" 1 Per Bag. 14.5"H x 10"W	89805 4	-	-	5	26.3	.62

Part Number	Item Description	UPC No.	Box Qty	Box Wt	Ship Ctn Qty	Ship Ctn Wt	Ship Cubic Ft
<p>SINGLE WALL GAS CONNECTORS 1/2" O.D. (3/8" I.D.) FOR FORCED AIR HEATERS, FURNACES, AND WATER HEATERS. EPOXY COATED</p>							
	<p>PP895-3 1/2" F.I.P. x 1/2" M.I.P. Straight x 24" 1 Per Bag. 10.5"H x 7"W</p>	<p>89503 9</p>	-	-	25	18.8	.62
	<p>PP895-5 1/2" F.I.P. x 1/2" M.I.P. Straight x 48" 1 Per Bag. 14.5"H x 10"W</p>	<p>91169 2</p>	-	-	5	5.7	.22

Part Number	Item Description	UPC No.	Box Qty	Box Wt	Ship Ctn Qty	Ship Ctn Wt	Ship Cubic Ft
	<p>TOILET "MASTERKIT" FOR CONNECTION TO WALL WATER SUPPLY ITEMS INCLUDED</p>						
MK-A1W	<p>1 • 3/8" x 12" Stainless Steel Supply Tube 1 • 3/8" O.D. x 1/2" I.P.S. Angle Stop 1 • 1/2" I.P.S. Sure Grip Flange 1 • Wax Ring 2 • Closet Bolts 2 • Closet Screws 1 • 5/8" O.D. Comp. x 1/2" Male Adapter Bushing 1 • 3/8" Adapter Bushing 1 • Teflon® Tape, 60"</p>						
	 <p>Boxed. 21"H x 14"W x 11"D</p>	90036 8	-	-	8	16	1.87
	<p>TOILET "MASTERKIT" FOR CONNECTION TO FLOOR WATER SUPPLY ITEMS INCLUDED</p>						
MK-A1F	<p>1 • 3/8" x 20" Stainless Steel Supply Tube 1 • 3/8" O.D. x 1/2" I.P.S. Straight Stop 1 • 1/2" I.P.S. Sure Grip Flange 1 • Wax Ring 2 • Closet Bolts 2 • Closet Screws 1 • 5/8" O.D. Comp. x 1/2" Male Adapter Bushing 1 • 3/8" Adapter Bushing 1 • Teflon® Tape, 60"</p>						
	 <p>Boxed. 21"H x 14"W x 11"D</p>	90037 5	-	-	8	16.5	1.87
	<p>VANITY "MASTERKIT" FOR CONNECTION TO WALL WATER SUPPLY ITEMS INCLUDED</p>						
MK-A2	<p>1 • 1 1/4" P Trap. White 2 • 3/8" x 16" Stainless Steel Supply Tubes 2 • 3/8" O.D. x 1/2" I.P.S. Angle Stops 2 • 5/8" O.D. Comp. x 1/2" Male Adapter Bushings 2 • 3/8" Adapter Bushings 1 • Teflon® Tape, 60"</p>						
	 <p>Boxed. 21"H x 14"W x 11"D</p>	90038 2	-	8	16	16.5	1.87


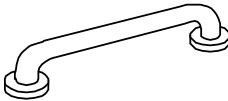
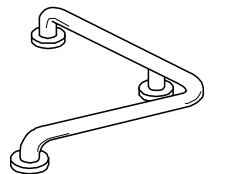

Part Number	Item Description	UPC No.	Box Qty	Box Wt	Ship Ctn Qty	Ship Ctn Wt	Ship Cubic Ft
 MK-B4	VANITY "MASTERKIT" FOR CONNECTION TO FLOOR WATER SUPPLY ITEMS INCLUDED 1 • 1¼" S Trap. White 2 • ¾" x 20" Stainless Steel Suply Tubes 2 • ¾" O.D. x ½" Comp. Straight Stops 2 • ½" I.P.S. Sure Grip Flanges 2 • ⅝" O.D. Comp. x ½" Male Compression Connectors 2 • ¾" Adapter Bushings 1 • Reducer Coupling 1 • Teflon® Tape, 60" Boxed. 21"H x 14"W x 11"D	90045 0	-	-	8	19.5	1.87
 MK-B1	KITCHEN SINK "MASTERKIT" END OUTLET WASTE FOR DOUBLE BOWL SINK INSTALLATION TO WALL WATER SUPPLY ITEMS INCLUDED 1 • 1½" P Trap. White 1 • 1½" x 16" End Outlet Waste. White 2 • Basket Strainers with Tailpieces 2 • ¾" O.D. x ½" I.P.S. Angle Stops 2 • ¾" x 16" Stainless Steel Supply Tubes 2 • ⅝" O.D. Comp. x ½" Male Compression Connectors 2 • ¾" Adapters 1 • Teflon® Tape, 60" Boxed. 18"H x 18"W x 34"D	90041 2	-	-	9	38.5	6.38
 MK-B3	KITCHEN SINK "MASTERKIT" END OUTLET WASTE FOR DOUBLE BOWL SINK INSTALLATION TO FLOOR WATER SUPPLY ITEMS INCLUDED 1 • 1½" S Trap. White 1 • 1½" x 16" End Outlet Waste. White 2 • Basket Strainers with Tailpieces 2 • ¾" O.D. x ½" Comp. Straight Stops 2 • ¾" x 20" Stainless Steel Supply Tubes 2 • ⅝" O.D. Comp. x ½" Male Compression Connectors 2 • ¾" Adapter Bushings 1 • Teflon® Tape, 60" Boxed. 18"H x 18"W x 34"D	90044 3	-	-	9	40.5	6.38

Part Number	Item Description	UPC No.	Box Qty	Box Wt	Ship Ctn Qty	Ship Ctn Wt	Ship Cubic Ft
	DISPOSER "MASTERKIT" FOR DOUBLE BOWL SINK INSTALLATION TO WALL						
	MK-B7BX 1 • Rubber Connection Boot with Barbed Adapter and Clamps 1 • 1/2" x6" Flanged Sink Tailpiece 1 • 1/2" x 14" Flanged Sink Tailpiece 1 • End Outlet Slip Joint Tee 1 • 1/2" Kit with 2 nuts, 2 washers, 1 reducing washer 1 • 1 1/2" P-Trap. White	01667 0	-	-	9	15	6.38
	DISHWASHER "MASTERKIT" FOR SINGLE BOWL SINK INSTALLATION TO WALL DISHWASHER HOOK UP AND WATER SUPPLY ITEMS INCLUDED						
	MK-B8BX 1 • 1/2" I.P.S. x 3/8" O.D. x 3/8" O.D. Three Way Stop 1 • 5/8" O.D. x 1/2" M.I.P. Connector Male 1 • 3/8" Converter Bushing 1 • 3/8" Comp. x 1/2" I.P.S. x 16" Stainless Steel Supply Line 1 • 1/2" x 8" Branch Tailpiece Assembly 1 • One Rubber connection Boot with Barbed Adaptor 1 • 3/8" O.D. x 3/8" M.I.P. Elbow x 60" Stainless Steel Supply Line 1 • 1/2" O.D. x 3/8" M.I.P. Elbow Adapter 1 • Teflon® Tape, 60"	95048 6	-	-	8	12	1.87





MASTER KITS



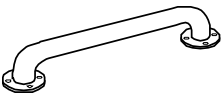

Part Number	Item Description	UPC No. 046224	Box Qty	Box Wt	Ship Ctn Qty	Ship Ctn Wt	Ship Cubic Ft

MASTER KITS



Part Number	Item Description	UPC No.	Box Qty	Box Wt	Ship Ctn Qty	Ship Ctn Wt	Ship Cubic Ft
RESIDENTIAL HANDLEBARS							
1" CHROME PLATED							
 PP2912	16" Straight 1 Per Box. 3"H x 3"W x 19"D	00429 5	-	-	1	1.4	.84
POLISHED HANDLEBARS™							
1 1/4" WITH CONCEALED SCREWS							
PP1900	12" Straight. Chrome Plated 1 Per Box. 3"H x 3"W x 15.5"D	01900 8	1	1.0	6	6.0	53
PP1901	16" Straight. Chrome Plated 1 Per Box. 3"H x 3"W x 19"D	01901 5	1	1.4	3	4.2	.82
 PP1902	24" Straight. Chrome Plated 1 Per Box. 3"H x 3"W x 27"D	01902 2	1	1.8	3	5.4	.53
PP1903	36" Corner. Chrome Plated 1 Per Box. 21.25"H x 3.13"W x 21.25"D	01903 9	1	2.8	2	5.5	.82
PP1920	12" Straight. Chrome Plated & Brass 1 Per Box. 3"H x 3"W x 15.5"D	01920 6	1	1.0	6	6.0	.53
PP1921	16" Straight. Polished Chrome & Brass 1 Per Box. 3"H x 3"W x 19"D	01921 3	1	1.4	3	4.2	53
 PP1922	24" Straight. Polished Chrome & Brass 1 Per Box. 3"H x 3"W x 27"D	01922 0	1	1.8	3	5.4	.53
PP1923	36" Corner. Polished Chrome & Brass 1 Per Box. 21.25"H x 3.13"W x 21.25"D	01923 7	1	2.8	2	5.5	.82
PP1940	12" Straight. Polished Brass 1 Per Box. 3"H x 3"W x 15"D	01940 4	1	1.0	6	6.0	.53
PP1941	16" Straight. Polished Brass 1 Per Box. 3"H x 3"W x 19"D	01941 1	1	1.4	3	4.2	.53
PP1942	24" Straight. Polished Brass 1 Per Box. 3"H x 3"W x 27"D	01942 8	1	1.8	3	5.4	.53
PP1943	36" Corner. Polished Brass 1 Per Box. 21.25"H x 3.13"W x 21.25"D	01943 5	1	2.8	2	5.5	.82
DECORATOR HANDLEBARS™							
1 1/4" WITH CONCEALED SCREWS							
 PP2911	16". White 1 Per Box. 3"H x 3"W x 19"D	02911 3	1	1.4	7	9.8	.82

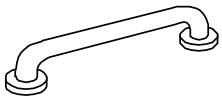


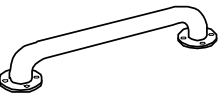


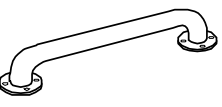
INDEPENDENCE

Part Number	Item Description	UPC No. 046224	Box Qty	Box Wt	Ship Ctn Qty	Ship Ctn Wt	Ship Cubic Ft
CONTINUED							
DECORATOR HANDLEBARS™							
1 1/4" WITH CONCEALED SCREWS							
PP3911	24". White 1 Per Box. 3"H x 3"W x 19"D	00426 4	1	1.8	3	5.4	.82
 PP2921	16". Almond 1 Per Box. 3"H x 3"W x 19"D	02921 2	1	1.4	7	9.8	.82
PP2931	16". Grey 1 Per Box. 3"H x 3"W x 19"D	02931 1	1	1.4	7	9.8	.82
PP2941	16". Black 1 Per Box. 3"H x 3"W x 19"D	02941 0	1	1.4	7	9.8	.82
PP2951	16". Navy 1 Per Box. 3"H x 3"W x 19"D	02951 9	1	1.4	7	9.8	.82
 PP2961	16". Teal 1 Per Box. 3"H x 3"W x 19"D	02961 8	1	1.4	7	9.8	.82
PP2971	16". Red 1 Per Box. 3"H x 3"W x 19"D	02971 7	1	1.4	7	9.8	.82
PP2982	16". Bisque 1 Per Box. 3"H x 3"W x 19"D	02982 3	1	1.4	7	9.8	.82
STAINLESS STEEL HANDLEBARS™							
1 1/4". 18 GAUGE. 304 STAINLESS STEEL							
TUBING. EXPOSED SCREWS							
 PP19340	12" 1 Per Box. 6.25"H x 14"W	19340 1	-	-	1	1.1	.14
PP19340SG	12". With Safety Grip 1 Per Box. 6.25"H x 14"W	79340 3	-	-	1	1.1	.14
 PP19341	16" 1 Per Box. 6.25"H x 18"W	19341 8	-	-	1	1.3	.18
PP19341SG	16". With Safety Grip 1 Per Box. 6.25"H x 18"W	79341 0	-	-	1	1.3	.18
PP19342	18" 1 Per Box. 6.25"H x 20"W	19342 5	-	-	1	1.4	.20
PP19342SG	18". With Safety Grip 1 Per Box. 6.25"H x 20"W	79342 7	-	-	1	1.4	.20





Part Number	Item Description	UPC No. 046224	Box Qty	Box Wt	Ship Ctn Qty	Ship Ctn Wt	Ship Cubic Ft
CONTINUED							
STAINLESS STEEL HANDLEBARS™							
1 1/4". 18 GAUGE. 304 STAINLESS STEEL TUBING. EXPOSED SCREWS							
PP19343	24" 1 Per Box. 6.25"H x 26"	19343 2	-	-	1	1.7	.26
 PP19343SG	24". With Safety Grip 1 Per Box. 6.25"H x 26"W	79343 4	-	-	1	1.7	.26
PP19348	30" 1 Per Box. 6.25"H x 3"W	19348 7	-	-	1	2.0	.32
 PP19348SG	30". With Safety Grip 1 Per Box. 6.25"H x 2"W	79348 9	-	-	1	2.0	.32
PP19344	32" 1 Per Box. 8.75"H x 34"W	19344 9	-	-	1	2.2	.47
PP19344SG	32". With Safety Grip 1 Per Box. 8.75"H x 34"W	79344 1	-	-	1	2.2	.47
PP19345	36" 1 Per Box. 8.75"H x 38"W	19345 6	-	-	1	2.6	.53
 PP19345SG	36". With Safety Grip 1 Per Box. 8.75" x 8"W	79345 8	-	-	1	2.6	.53
PP19346	42" 1 Per Box. 8.75"H x 44"W	19346 3	-	-	1	3.0	.61
 PP19346SG	42". With Safety Grip 1 Per Box. 8.75"H x 44"W	79346 5	-	-	1	3.0	.61
PP19347	48" 1 Per Box. 8.75"H x 50"W	19347 0	-	-	1	3.6	.70
PP19347SG	48". With Safety Grip 1 Per Box. 8.75"H x 50"W	79347 2	-	-	1	3.6	.70

INDEPENDENCE

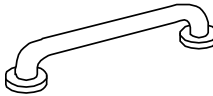



Part Number	Item Description	UPC No. 046224	Box Qty	Box Wt	Ship Ctn Qty	Ship Ctn Wt	Ship Cubic Ft
STAINLESS STEEL HANDLEBARS™							
1 1/4". 18 GAUGE. 304 STAINLESS STEEL TUBING. CONCEALED SCREWS							
PP19360	12" 1 Per Box. 6.25" x 14"W	19360 9	-	-	1	1.1	.14
	PP19360SG 12". With Safety Grip 1 Per Box. 6.5"H x 14"W	79360 1	-	-	1	1.1	.14
	PP19361 16" 1 Per Box. 6.25"H x 18"W	19361 6	-	-	1	1.3	.18
	PP19361SG 16". With Safety Grip 1 Per Bag 6.25"H x 18"W	79361 8	-	-	1	1.3	.18
	PP19362 18" 1 Per Box. 6.25"H x 20"W	19362 3	-	-	1	1.4	.20
	PP19362SG 18". With Safety Grip 1 Per Box. 6.25"H x 20"W	79362 5	-	-	1	1.4	.20
	PP19363 24" 1 Per Box. 6.25"H x 26"W	19363 0	-	-	1	1.7	.26
	PP19363SG 24". With Safety Grip 1 Per Box. 6.25"H x 26"W	79363 2	-	-	1	1.7	.26
	PP19368 30" 1 Per Box. 6.25"H x 32"W	19368 5	-	-	1	2.0	.32
	PP19368SG 30". With Safety Grip 1 Per Bag. 6.25"H x 32"W	79368 7	-	-	1	2.0	.32
	PP19364 32" 1 Per Box. 8.75"H x 34"W	19364 7	-	-	1	2.2	.47
	PP19364SG 32". With Safety Grip 1 Per Box. 8.75"H x 34"W	79364 9	-	-	1	2.2	.47
	PP19365 36" 1 Per Box. 8.75"H x 38"W	19365 4	-	-	1	2.6	.53
	PP19365SG 36". With Safety Grip 1 Per Box. 8.75"H x 38"W	79365 6	-	-	1	2.6	.53
	PP19366 42". Concealed Screws 1 Per Box. 8.75"H x 44"W	19366 1	-	-	1	3.0	.61

Part Number	Item Description	UPC No.	Box Qty	Box Wt	Ship Ctn Qty	Ship Ctn Wt	Ship Cubic Ft
CONTINUED							
STAINLESS STEEL HANDLEBARS™							
1 1/4". 18 GAUGE. 304 STAINLESS STEEL TUBING. CONCEALED SCREWS							
	PP19366SG 42". With Safety Grip 1 Per Box. 8.75"H x 44"W	79366 3	-	-	1	3.0	.61
	PP19367 48" 1 Per Box. 8.75"H x 50"W	19367 8	-	-	1	3.6	.70
	PP19367SG 48". With Safety Grip 1 Per Box. 8.75"H x 50"W	79367 0	-	-	1	3.6	.70
STAINLESS STEEL HANDLEBARS™							
1 1/2". 18 GAUGE. 304 STAINLESS STEEL TUBING. EXPOSED SCREWS							
	PP19330 12" 1 Per Box. 6.25"H x 14"W	19330 2	-	-	1	1.2	.14
	PP19330SG 12". With Safety Grip 1 Per Box. 6.25"H x 14"W	71330 2	-	-	1	1.2	.14
	PP19331 16" 1 Per Box. 6.25"H x 18"W	19331 9	-	-	1	1.4	.18
	PP19331SG 16". With Safety Grip 1 Per Box. 6.25"H x 18"W	71331 9	-	-	1	1.4	.18
	PP19332 18" 1 Per Box. 6.25"H x 20"W	19332 6	-	-	1	1.5	.20
	PP19332SG 18". With Safety Grip 1 Per Box. 6.25"H x 20"W	71332 6	-	-	1	1.5	.20
	PP19333 24" 1 Per Box. 6.25"H x 26"W	19333 3	-	-	1	2.0	.26
	PP19333SG 24". With Safety Grip 1 Per Box. 6.25"H x 26"W	71333 3	-	-	1	2.0	.26
	PP19338 30" 1 Per Box. 6.25"H x 32"W	19338 8	-	-	1	2.4	.32
	PP19338SG 30". With Safety Grip 1 Per Box. 6.25"H x 32"W	79338 0	-	-	1	2.4	.32

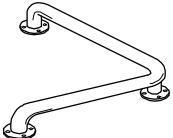
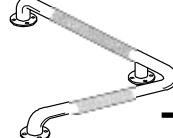
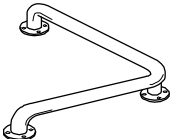
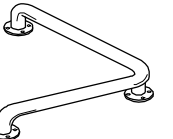
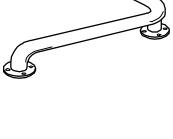
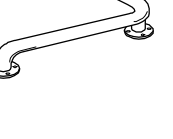
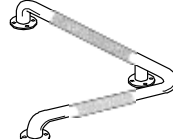
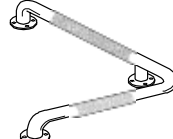



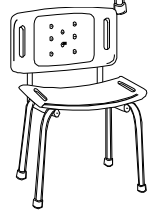
INDEPENDENCE

Part Number	Item Description	UPC No. 046224	Box Qty	Box Wt	Ship Ctn Qty	Ship Ctn Wt	Ship Cubic Ft
CONTINUED							
STAINLESS STEEL HANDLEBARS™							
1½". 18 GAUGE. 304 STAINLESS STEEL TUBING. EXPOSED SCREWS							
PP19334	32" 1 Per Box. 8.75"H x 34"W	19334 0	-	-	1	2.88	.47
PP19334SG	32". With Safety Grip 1 Per Box. 8.75"H x 34"W	71334 0	-	-	1	2.88	.47
 PP19335	36" 1 Per Box. 8.75"H x 38"W	19335 7	-	-	1	3.19	.53
 PP19335SG	36. With Safety Grip 1 Per Box. 8.75"H x 38"W	71335 7	-	-	1	3.19	.53
PP19336	42" 1 Per Box. 8.75"H x 44"W	19336 4	-	-	1	3.31	.61
PP19336SG	2". With Safety Grip 1 Per Box. 8.75"H x 50"W	71336 4	-	-	1	3.28	.70
PP19337	48" 1 Per Box. 8.75"H x 50"W	19337 1	-	-	1	3.28	.70
PP19337SG	48". With Safety Grip 1 Per Box. 8.75"H x 50"W	71337 1	-	-	1	3.28	.70
STAINLESS STEEL HANDLEBARS™							
1½". 18 GAUGE. 304 STAINLESS STEEL TUBING. CONCEALED SCREW							
PP1930	12" 1 Per Box. 6.25"H x 14"W	01930 5	-	-	1	1.2	.14
 PP1930SG	12". With Safety Grip 1 Per Box. 6.25"H x 14"W	71930 4	-	-	1	1.2	.14
PP1931	16" 1 Per Box. 6.25"H x 18"W	01931 2	-	-	1	1.4	.18
 PP1931SG	16". With Safety Grip 1 Per Box. 6.25"H x 18"W	71931 1	-	-	1	1.4	.18
PP1929	18" 1 Per Box. 6.25"H x 20"W	01929 9	-	-	1	1.5	.20

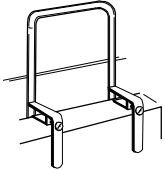


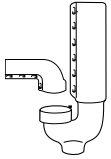
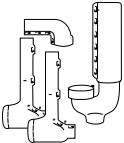
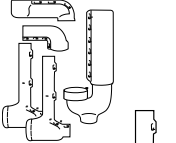
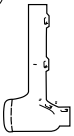
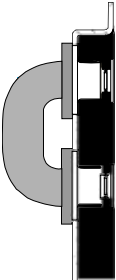
INDEPENDENCE

Part Number	Item Description	UPC No. 046224	Box Qty	Box Wt	Ship Ctn Qty	Ship Ctn Wt	Ship Cubic Ft
CONTINUED							
STAINLESS STEEL HANDLEBARS™							
1½". 18 GAUGE. 304 STAINLESS STEEL TUBING. CONCEALED SCREW							
PP1929SG	18". With Safety Grip 1 Per Box. 6.25"H x 20"W	71929 8	-	-	1	1.5	.20
 PP1932	24" Concealed Screws 1 Per Box. 6.25"H x 26"W	01932 9	-	-	1	2.0	.26
 PP1932SG	24". With Safety Grip 1 Per Box. 6.25"H x 26"W	71932 8	-	-	1	2.0	.26
PP1938	30" 1 Per Box. 6.25"H x 32"W	01938 1	1	2.4	3	7.2	.22
PP1938SG	30". With Safety Grip 1 Per Box. 6.25"H x 32"W	71938 0	-	-	1	2.4	.32
PP1933	32" 1 Per Box. 8.75"H x 34"D	01933 6	-	-	1	2.9	.47
PP1933SG	32". With Safety Grip 1 Per Box. 8.75"H x 34"D	71933 5	-	-	1	2.9	.47
PP1934	36" 1 Per Box. 8.75"H x 38"D	01934 3	-	-	1	3.2	.53
PP1934SG	36". With Safety Grip 1 Per Box. 8.75"H x 38"D	71934 2	-	-	1	3.2	.53
 PP1935	42" 1 Per Box. 8.75"H x 44"D	01935 0	-	-	1	3.5	.61
 PP1935SG	42". With Safety Grip 1 Per Box. 8.75"H x 44"D	71935 9	-	-	1	3.5	.61
PP1936	48" 1 Per Box. 8.75"H x 50"D	01936 7	-	-	1	3.8	.70
PP1936SG	48". With Safety Grip 1 Per Box. 8.75"H x 50"D	71936 6	-	-	1	3.8	.70

INDEPENDENCE

Part Number	Item Description	UPC No. 046224	Box Qty	Box Wt	Ship Ctn Qty	Ship Ctn Wt	Ship Cubic Ft
UNIVERSAL STAINLESS STEEL HANDLEBARS™ WITH EXPOSED SCREWS							
 PP19354	1½" - 20" x 20" Universal 1 Per Box. 23"H x 23"W	19354 8	1	3.3	.5	16.5	.84
 PP19354SG	1½" - 20" x 20". Universal. With Safety Grip 1 Per Box. 23"H x 23"W	79378 6	-	-	1	3.3	.84
LEFT & RIGHT HANDED STAINLESS STEEL HANDLEBARS™ WITH EXPOSED SCREWS							
 PP19350	1½" - 16" x 32" left handed 1 Per Box. 19"H x 35"W	79369 4	-	-	1	3.8	1.06
 PP19350SG	1½" - 16" x 32" left handed. With Safety Grip 1 Per Box. 19"H x 35"W	79374 8	-	-	1	3.8	1.06
 PP19351	1½" - 16" x 32" right handed 1 Per Box. 19"H x 35"W	79370 0	-	-	1	3.8	1.06
 PP19351SG	1½" - 16" x 32" right handed. With Safety Grip 1 Per Box. 19"H x 35"W	79375 5	-	-	1	3.8	1.06
 PP19352	1½" - 18" x 32" left handed 1 Per Box. 21"H x 35"W	79371 7	-	-	1	3.8	1.17
 PP19352SG	1½" - 18" x 32" left handed. With Safety Grip 1 Per Box. 21"H x 35"W	79376 2	-	-	1	3.8	1.17
 PP19353	1½" - 18" x 32" right handed 1 Per Box. 21"H x 35"W	79372 4	-	-	1	3.8	1.17
 PP19353SG	1½" - 18" x 32" right handed. With Safety Grip 1 Per Box. 21"H x 35"W	79377 9	-	-	1	3.8	1.17
BATH SAFETY SEATS							
BLOW MOLDED POLYETHYLENE							
 PP1985	15" H x 19" W x 12" D. Multiple drainage holes Chrome Finish legs have non-skid rubber tips 1 Per Box. 25.5"H x 15.5"W x 4"D	01985 5	-	-	1	6.0	1.04
 PP1986	15" H x 19" W x 12" D. Multiple drainage holes Chrome Finish legs have non-skid rubber tips Ergonomically correct back rest 1 Per Box. 5"H x 14"W x 22"D	01986 2	-	-	1	6.2	1.50

INDEPENDENCE


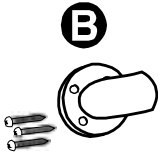
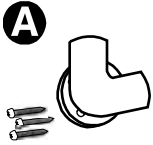
Part Number	Item Description	UPC No.	Box Qty	Box Wt	Ship Ctn Qty	Ship Ctn Wt	Ship Cubic Ft
TUB RAILS							
1" IN DIAMETER TUB RAIL							
FITS MOST TUBS INCLUDING MODERN MOLDED TUBS. RUBBER PROTECTION ON CONTACT POINTS. EASY TO ADJUST STEEL CLAMPS							
	PP1981	11" H x 12" W. Polished Chrome 1 Per Box. 19"H x 12.5"W x 1.5"D	01981 7	-	-	1	6.0 .25
ADJUSTABLE TOILET GUARD RAIL							
	PP1989	Adjustable Legs have 5 Height increments from 26" to 30" in One Inch increments Comfortable arm rests. Rubber tipped legs 1 Per Box. 2.5"H x 18.5"W x 28.25"D	01989 3	-	-	1	6.2 .82
ELEVATED TOILET SEAT							
	PP1988	Blow and injection molded plastic Contoured seat. 15 ³ / ₄ "W x 15 ¹ / ₂ "D x 7 ¹ / ₂ "H 1 ³ / ₄ " splash guard 1 Per Box. 7.75"H x 16"W x 16"D	01988 6	-	-	1	7.0 1.15
SAFETY TRAP COVERS							
ADA COMPLIANT							
	K500KN	One P-Trap Cover 1 Per Box. 25.5"H x 14"W	00989 4	-	-	5	8.0 -
	K502KN	One P-Trap Cover and Two Angle Stop Covers 1 Per Box. 25.5"H x 14"W	00986 3	-	-	5	15.0 -
	K503KN	One P-Trap Cover, Two Angle Stop Covers, Two Supply Covers, One Offset Cover 1 Per Box. 12.25"H x 8.25"W	00990 0	-	-	5	16.0 -
	K599KN	One Angle Stop Cover, One Supply Cover 1 Per Box. 12.25"H x 8.25"W	00991 7	-	-	5	6.0 -
SOLID MOUNT™							
	PP19000	For attaching grab bars to fiberglass showers and or tubs. Fully adjustable. Solid Mount must be attached to a stud. Meets or exceeds ANSI standards and is ADA compliant 1 Kit Per Bag. 9"H x 9"W	73928 9	-	-	5	16.3 .12

INDEPENDENCE



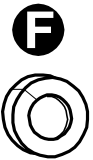

Part Number	Item Description	UPC No.	Box Qty	Box Wt	Ship Ctn Qty	Ship Ctn Wt	Ship Cubic Ft
-------------	------------------	---------	---------	--------	--------------	-------------	---------------

INDEPENDENCE


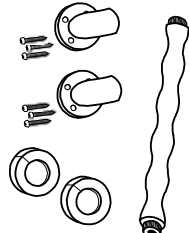
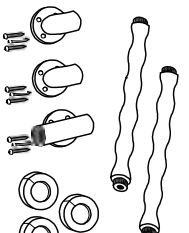
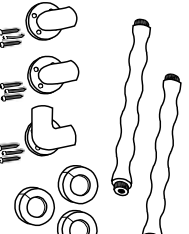
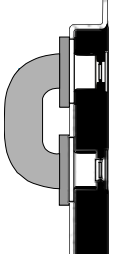
Part Number	Item Description	UPC No. 046224	Box Qty	Box Wt	Ship Ctn Qty	Ship Ctn Wt	Ship Cubic Ft
"A" 90° CORNER CONNECTION							
PP19904	"A" 90° Corner Connection. White 1 Per Clamshell. 5.5"H x 5"W x 3.5"D	19904 5	-	-	6	2.3	.36
PP19904BU	"A" 90° Corner Connection. White Bulk. 7.5"H x 5.75"W x 12.5"D	73452 9	-	-	20	4.3	.31
PP19914	"A" 90° Corner Connection. Almond 1 Per Clamshell. 5.5"H x 5"W x 3.5"D	19914 4	-	-	6	2.3	.6
PP19914BU	"A" 90° Corner Connection. Almond Bulk. 7.5"H x 5.75"W x 12.5"D	73772 8	-	-	20	4.3	.31
PP19924BU	"A" 90° Corner Connection. Black Bulk. 7.5"H x 5.75"W x 12.5"D	73779 7	-	-	20	4.3	.31
"B" END ELBOW CONNECTION							
PP19903	"B" End Elbow Connection. White 1 Per Clamshell. 5.5"H x 5"W x 3.5"D	19903 8	-	-	6	2.0	.36
PP19903BU	"B" End Elbow Connection. White Bulk. 7.5"H x 5.75"W x 12.5"D	73451 2	-	-	25	4.3	.31
PP19913	"B" End Elbow Connection. Almond 1 Per Clamshell. 5.5"H x 5"W x 3.5"D	19913 7	-	-	6	2.0	.36
PP19923	"B" End Elbow Connection. Black 1 Per Clamshell. 5.5"H x 5"W x 3.5"D	19923 6	-	-	6	2.0	.36
"C" INSIDE WALL CONNECTION							
PP19902	"C" Inside Wall Connection. White 1 Per Clamshell. 5.5"H x 5"W x 3.5"D	19902 1	-	-	6	2.3	.36
PP19902BU	"C" Inside Wall Connection. White Bulk. 7.5"H x 5.75"W x 12.5"D	73450 5	-	-	20	4.3	.31
PP19912	"C" Inside Wall Connection. Almond 1 Per Clamshell. 5.5"H x 5"W x 3.5"D	19912 0	-	-	6	2.3	.36
PP19912BU	"C" Inside Wall Connection. Almond Bulk. 7.5"H x 5.75"W x 12.5"D	73770 4	-	-	20	4.3	.31
PP19922	"C" Inside Wall Connection. Black 1 Per Clamshell. 5.5"H x 5"W x 3.5"D	19922 9	-	-	6	2.3	.36
PP19922BU	"C" Inside Wall Connection. Black Bulk. 7.5"H x 5.75"W x 12.5"D	73777 3	-	-	20	4.3	.31



INTERLOCK SYSTEM

Part Number	Item Description	UPC No. 046224	Box Qty	Box Wt	Ship Ctn Qty	Ship Ctn Wt	Ship Cubic Ft
"D" EXTENSION TEE							
	PP19901	"D" Extension Tee. White 1 Per Clamshell. 5.5"H x 5"W x 3.5"D	19901 4	-	-	6	2.4 .36
	PP19901BU	"D" Extension Tee. White Bulk. 7.5"H x 5.75"W x 12.5"D	73449 9	-	-	20	5.3 .31
	PP19911	"D" Extension Tee. Almond 1 Per Clamshell. 5.5"H x 5"W x 3.5"D	19911 3	-	-	6	2.4 .36
	PP19911BU	"D" Extension Tee. Almond Bulk. 7.5"H x 5.75"W x 12.5"D	73769 8	-	-	20	5.3 .31
	PP19921BU	"D" Extension Tee. Black Bulk. 7.5"H x 5.75"W x 12.5"D	73776 6	-	-	20	5.3 .31
"E" FLANGED WALL CONNECTION							
	PP19905	"E" Flanged Wall Connection. White 1 Per Clamshell. 5.5"H x 5"W x 3.5"D	19905 2	-	-	6	1.8 .36
	PP19905BU	"E" Flanged Wall Connection. White Bulk. 7.5"H x 3.75"W x 9"D	73453 6	-	-	20	2.1 .15
	PP19915	"E" Flanged Wall Connection. Almond 1 Per Clamshell. 5.5"H x 5"W x 3.5"D	19915 1	-	-	6	1.8 .36
	PP19915BU	"E" Flanged Wall Connection. Almond Bulk. 7.5"H x 3.75"W x 9"D	73773 5	-	-	20	2.1 .15
"F" COVERING FLANGE							
	PP19906	"F" Covering Flange. White 1 Per Card. 5.75"H x 4.875"W x 1"D	19906 9	-	-	6	.45 .17
	PP19906BU	"F" Covering Flange. White Bulk. 7.5"H x 3.5"W x 5"D	73454 3	-	-	20	1.8 .17
	PP19916	"F" Covering Flange. Almond 1 Per Card. 5.75"H x 4.875"W x 1"D	19916 8	-	-	6	.45 .1
	PP19926	"F" Covering Flange. Black 1 Per Card. 5.75" x 4.875" x 1"D	19926 7	-	-	6	.45 .17
16" INTERLOCK BAR							
	PP19900	16" Interlock Bar. White 1 Per Card. 20.5"H x 3.5"W x 1.5"D	19900 7	-	-	6	4.0 .36
	PP19900BU	16" Interlock Bar. White Bulk. 7.5"H x 7.75"W x 15"D	73465 9	-	-	25	14.0 .50

INTERLOCK SYSTEM

Part Number	Item Description	UPC No.	Box Qty	Box Wt	Ship Ctn Qty	Ship Ctn Wt	Ship Cubic Ft
CONTINUED							
16" INTERLOCK BAR							
	PP19910	16" Interlock Bar. Almond 1 Per Card. 20.5"H x 3.5"W x 1.5"D	19910 6	-	-	6	4.0 .36
	PP19910BU	16" Interlock Bar. Almond Bulk. 7.5"H x 7.75"W x 15"D	73768 1	-	-	25	14.0 .50
	PP19920	16" Interlock Bar. Black 1 Per Card. 20.5"H x 3.5"W x 1.5"D	19920 5	-	-	6	4.0 .36
	PP19920BU	16" Interlock Bar. Black Bulk. 7.5"H x 7.75"W x 15"D	73775 9	-	-	25	14.0 .50
16" STRAIGHT INTERLOCK BAR KIT							
	PP19950	16" Straight Interlock Bar Kit. White 1 Per Clamshell. 7"H x 16.75"W x 3.5"W	19950 2	-	-	3	5.3 .73
	PP19951	16" Straight Interlock Bar Kit. Almond 1 Per Clamshell. 7"H x 16.75"W x 3.5"W	19951 9	-	-	3	5.3 .73
	PP19952	16" Straight Interlock Bar Kit. Black 1 Per Clamshell. 7"H x 16.75"W x 3.5"W	19952 6	-	-	3	5.3 .73
32" STRAIGHT INTERLOCK BAR KIT							
	PP19960	32" Straight Interlock Bar Kit. White 1 Per Clamshell. 7"H x 16.75"W x 3.5"D	19960 1	-	-	3	7.3 .73
	PP19961	32" Straight Interlock Bar Kit. Almond 1 Per Clamshell. 7"H x 16.75"W x 3.5"D	19961 8	-	-	3	7.3 .73
CORNER BAR KIT							
	PP19975	Corner Bar Kit. White 1 Per Clamshell. 7"H x 16.75"W x 3.5"D	19975 5	-	-	3	7.3 .73
	PP19976	Corner Bar Kit. Almond 1 Per Clamshell. 7"H x 16.75"W x 3.5"D	19976 2	-	-	3	7.3 .73
SOLID MOUNT™							
	PP19000	For attaching grab bars to fiberglass showers and or tubs. Fully adjustable. Solid Mount must be attached to a stud. Meets or exceed ANSI standards and is ADA compliant 1 Kit Per Bag. 9"H x 9"W	73928 9	-	-	5	16.3 .12

INTERLOCK SYSTEM

Part Number	Item Description	UPC No.	Box Qty	Box Wt	Ship Ctn Qty	Ship Ctn Wt	Ship Cubic Ft
		046224					

INTERLOCK SYSTEM

ALPHABETICAL INDEX

A	Disposal A-13	Laundry Tub M-1	Lavatory Strainer B-1
Abrasive Cloth L-7	Faucet J-1	Locknut H-26	Lift Chain I-13, I-14
Actuating Units I-12	Hose L-6, L-7	Repair Kits H-12, H-13	Lift Wire I-13, I-14
Adapter	Marvel C-8	Replacement Cartridges H-14	Lint Trap J-3
Faucet B-20, H-1-H-6	Nylon J-5	Reseater L-1	Locknut, Strainer H-23
Hose J-3-J-5	Straight G-20, G-21	Screws H-12	Locknut Wrench L-2
Add-A-Shower N-1	Continuous Waste	Seat Wrench L-1, L-2	M
Aerator	Center Outlet A-4, C-3	Stem Packing H-16, H-17	Marvel Connector B-9
Adapter G-1, G-5-G-8	End Outlet A-5, D-1	Utility M-1	Masterkit Q-1-Q-3
Hose G-6	Coupling	Washers H-9-H12	Masterwaste
Faucet G-1-G-5	Double Slip B-7	Ferrule B-12	Center Outlet B-3, B-4
Air Admittance Valve C-11	Elbow A-6	Filter Hose Washers J-3	End Outlet B-3
Air Gap B-12	Extension B-8, B-9	Fitting, Transition G-22	N
Air Gap Caps H-25	Hose L-1, L-5	Flanges	Nipple G-12
Assembly Kit L-15-L-16, L-18	Repair J-5	Deep B-1	Nut, Compression G-29
Auger	Three-Way B-9	Jiffy K-3	Nuts & Washer D-2
Canister L-5	Vanity Reducer B-9, B-10	Shallow B-11	Nylon Connector J-5
Drain L-4, L-5	Washer A-12	Shower K-3, K-4	O
Power L-5	Coupling Nut	Flapper Chain I-13-I-14	"O" Rings H-14-H-16
Toilet L-5	Basin H-26	Flapper Tank Ball I-6-I-8	Overflow Tube I-14
B	Faucet H-26	Flare	Overflow Washer F-17
Ballcock I-8, I-11	Ballcock I-11	Elbow Q-5-Q-7	
Repair Kit I-8, I-11	Cover, P-Trap R-9	Flaring Tool Set L-3	
Seal I-9	Cover, Water Supply R-9	Float Rods I-14	
Basin	Curtain Pins K-4	Floor & Ceiling Plates A-11, G-2,	
Coupling Nut H-26	D	G-3, G-4	
Faucets M-1	Deep Flange B-1	Flush Valve I-12, I-13, L-15	
Hangers H-26	Dishwasher Branch Tailpiece B-8	Componets I-12, I-15	
Stopper H-19	Dishwasher	Furnace Key L-4	
Basket, Replacement E-7	Air Gap Caps H-25	Flush Lever Handles I-1-I-5	
Bath Safety Seats R-8, R-9	Air Gap C-11	G	
Bath Spray H-18	Discharge Hose J-2, J-3	Garden Hose Washer J-3	
Bathdrain	Disposal Elbow B-12	Gasket I-8	
Assemblies F-13, F-16, F-17	Disposal Gasket A-13, B-11	Assembly Kit I-15	
C. W. & O. F-1	Disposal Strainer Guard B-11	Flush Valve I-15	
Cable Driven F-9, F-10	Disposer Gasket Garbage C-10	Tank to Bowl I-15-I-17	
Chain & Stopper F-1, F-3	Disposer Kit D-1	Gas Connectors P-1, P-2	
Direct Connect F-11, F-12	Drain Auger L-4, L-5	Gooseneck J-2	
Foot Lok F-2, F-3, F-6, F-7,	Drain Assembly H-9, H-10	Guide Arm I-13	
F-12, F-13	Drain Opener L-4	Guide Holder, Toilet I-14, I-15	
Half Pak F-18	Drain Protectors H-25	H	
Lift 'N Turn F-2, F-3, F-4,	Drain Stoppers H-18-H-20	Handlebars R-1-R-9	
F-10, F-11	Drain Tape L-5	Hanger Iron Straps L-8	
Mechanical Pop-Up F-3, F-4	Drain Tube B-4	Hi-Way Insert B-18	
Roller Ball F-1, F-4, F-5, F-6,	Drill Powered Pump L-7	Home Plumbing Repair Kit H-9	
F-8, F-9, F-11	Drum Trap Cover A-13	Hose & Spray H-15-H16	
Side Outlet F-11	E	Hose	
Triad F-11	Elbow	Barb J-5	
Triplever F-1, F-2, F-4, F-7, F-8	45 A-6	Clamps J-5	
Bathtub Spouts K-4, K-6	90 B-9	Dishwasher J-2, J-3	
Bead Chains H-21	Tank I-15	Faucet H-17, H-18	
Bolt	Threaded Outlet B-9	Guide H-18	
Caps I-20, I-21	Extension Coupling J-5	Repair Couplings J-5	
Closet I-19	Slip Joint C-7	Shower Replacement K-2	
Tank to Bowl I-15, I-17	45 C-7	Snap On Coupling J-1	
Toilet Hinge I-18	90 C-7	Utility J-2	
Branch Tailpiece A-10, B-8	Extension Plug L-9	Washing Machine J-1, J-2	
Brushes	Extension Tubes A-8, B-5, B-6,	Washing Machine Drain J-2	
Cleaning L-6, L-7	B-7, D-2	Water Mixer J-2	
Bumper Set I-18	Double End B-6, B-9	"Y" Connector J-1	
C	Solder A-8	I	
C.O. Plug A-10, D-1, H-1	Solvent Weld B-7, B-8	Ice Maker Kit G-19	
Canister Augers L-5	F	Interlock Handlebar™ System	
Cast Elbow A-4	Face Plate F-14-F-15	S-1-S-3	
Center Outlet A-5	Screws F-16	Poly Tubing For Kit G-13	
Clamp, Pipe L-3	Faucet Ball H-14	J	
Closet Floor Flange I-21	Faucet	J Bend A-2, A-3, B-2	
Closet Screws I-19	Basin M-1	J Bend, Sink Trap B-2, B-3	
Closet Spud I-13	Coupling Nut H-26	L	
Collar Rings H-22	Handle Adapter G-11	Laundry Tub Faucet M-1	
Compression	Handle Button G-10		
Nut G-23	Handle Puller L-1		
Connector, Dishwasher A-12	Handles H-8-H-8		
Connector	Hole Cover H-17		
Angle B-21, B-22			

INDEX

RodK-4
 Sill Cock KeyH-8
 Sink ClipsH-26
 Sink Drain AssemblyH-29
 Sink FunnelA-25
 Sink LegsH-27
 Slip Joint Nuts..... B-10, F-17
 Slip NutsA-11
 Soap Lotion Dispenser H-6
 Socket Wrench L-2
 Solid Mount..... R-9,S-3
 Splash Guard.....H-21
 Spray Head, Faucet.....H-17
 Spud Washer.....I-16
 Stem Packing
 Faucet.....H-17
 Twist.....H-16
 Stoppers
 BasinH-19
 DrainH-18-H-20
 Flat SinkH-20
 Garbage Disposal.....H-20
 Tub.....H-19
 Strainers.....D-1, E-1-E-8
 Strainer
 Baskets E-1-E-4, H-23-H-25
 CoverF-13
 Grid & Stopper E-6
 Guard.....H-20
 Jr. Duo Assembly.....E-5-E-6, H-24
 Lift & LockE-6
 Pop-In Stopper..... E-4-E-5
 Locknut.....H-23
 Loose KeyC-1
 Replacement Basket..... E-7, H-23-H24
 Snap-In..... E-6, H-25
 WasherE-7
 WasteF-13
 Wide FlangeE-5
 Supply Tubes
 CorrugatedG-3-G-4
 E-Z.....G-6-G-9
 PEX Lav.....G-6-G-7
 PEX Toilet.....G-7-G-8
 Smooth Lav.G-4-G-5
 Smooth Toilet G-5

T
 Tailpiece..... D-1-D-2
 Branch C-6-C-7
 Double Flanged.....C-5
 Insert..... B-19
 Sink..... A-7-A-8, B-5, B7
 Tank Ball.....I-7, I-8
 Tank Ball GuideI-15
 Tank BoltsI-16, I-17
 Tank ElbowI-15
 Tank Float.....I-15
 Tank Lever.....I-1-I-5
 Tank Liner KitI-22
 Tank to Bowl KitI-15-I18
 Tank Repair Kits.....I-11-I-12
 Tape, Teflon..... L-6
 Tee & Tailpiece
 End Outlet..... A-7
 Center..... A-5
 Tee
 3-Way Slip Coupling.....A-6, Q-16
 Bathdrain D-13-D-14
 Center Outlet.....A-5, B-4
 End Outlet.....A-5, B-4
 Thread SealantL-6
 Toilet
 Anchor Flange.....I-21
 AugerL-5
 Bolt CapsI-18-I-19, I-21
 Bolt Sets.....I-19-I-20
 Paper Holders.....I-22
 Repair Kits.....I-11-I-12

ScrewsI-19-I-21
 Seat ComponentsI-18, I-19
 Seat, ElevatedR-9
 Seat HingeI-18
 ShimsI-22
 Trap
 P.....A-1, A-2,B-1, D-1
 S.....A-2, C-1
 Semi-Cast PC-1
 Sink..... A-2, B-2, D-1
 Repair C-1-C-2
 Covers.....R-9
 Trim Kits.....F-18
 Triple Bowl Continuous Waste
 B-4
 Tub RailsR-9
 Tub Tacks.....D-15
 Tub Treads.....K-7
 Tub Trim.....K-7
 Tube Cutter.....L-1
 Tube, Threaded
 One End..... A-9
 Both Ends.....A-8-A-9
 TubingG-13
 Twist Packing.....H-17

U

Utility P Trap.....B-4
 Utility Faucet..... M-1
 Utility HoseJ-2

V

Valves
 Coin AirC-1
 Flare Angle.....G-18
 Handle..... B-24
 KeyC-1
 Key AirC-1
 Three WayG-19-G-20
 TransitionG-16
 Quarter Turn.....G-14-G-19
 Vinyl TubingO-1

W

Wall Tubes.....A-3, B-3
 Washer
 Aqua Seal.....H-14
 Ballcock ShankI-11
 Beveled D-2
 CabinetG-16
 Cone..... G-22, G-23
 Faucet..... H-9-H-12
 Filter HoseJ-3
 Flush Valve Shank.....I-17
 Foot Lok Stop.....F-13
 Garden HoseJ-3
 MackA-12
 Replacement.....F-17
 Spud.....I-16
 Slip Joint.....A-12, B-10
 StrainerH-23
 Tailpiece.....A-12
 Tank To BowlI-16, I-17
 Toilet HingeI-18
 Washing Machine HoseJ-1, J-2
 Washing Machine Trap.....B-2
 Waste Arm A-5
 Waste Connector..... A-7
 Waste Shoe.....F-16
 Waste Drain Tube A-4, A-5
 Water ConnectorG-13
 Wax Ring.....I-21
 Wing Nut D-2, I-17
 Wrench
 BasinL-3
 Combination..... L-4
 Garbage DisposerL-4

Locknut..... L-2
 Strap.....L-4
 Shower Valve Socket.....L-2

NUMERICAL INDEX

132431PC.....E-7	631LAPVC.....F-7	MB906B.....D-2	PP19331SG.....R-5	PP19900BU.....S-2	PP20112.....G-2
1376PC.....E-5	631LAPVCDS...F-7	MB907B.....D-1	PP19332.....R-5	PP19901.....S-2	PP20113.....G-2
1377PC.....E-5	631PVC.....F-7	MB917B.....D-2	PP19332SG.....R-5	PP19901BU.....S-2	PP20114.....G-20
1431SSBX.....E-2	631PVCDS.....F-7	MB959B.....D-2	PP19333.....R-5	PP19902.....S-1	PP20115.....G-20
1432SS.....E-3	63B.....F-3	MB989.....D-2	PP19333SG.....R-5	PP19902BU.....S-1	PP20119AW.....B-3
1433-1SS.....E-7	63BDS.....F-3	MK-A1F.....Q-1	PP19334.....R-6	PP19903.....S-1	PP20119W.....B-3
1433SS.....E-2	63W.....F-3	MK-A1W.....Q-1	PP19334SG.....R-6	PP19903BU.....S-1	PP20122.....G-19
1434SS.....E-3	640ABS.....F-7	MK-A2.....Q-1	PP19335.....R-6	PP19904.....S-1	PP20123.....G-19
1435SS.....E-3	640ABSDS.....F-8	MK-B1.....Q-2	PP19335SG.....R-6	PP19904BU.....S-1	PP20125.....G-19
1437SS.....E-2	640PVC.....F-8	MK-B3.....Q-2	PP19336.....R-6	PP19905.....S-2	PP20127.....G-19
1438PC.....E-1	640PVCDS.....F-8	MK-B4.....Q-2	PP19336SG.....R-6	PP19905BU.....S-2	PP20131.....G-19
1440SSBN.....E-3	641ABS.....F-8	MK-B7BX.....Q-3	PP19337.....R-6	PP19906.....S-2	PP20141.....B-4
1441SS.....E-2	641ABSDS.....F-8	MK-B8BX.....Q-3	PP19337SG.....R-6	PP19906BU.....S-2	PP20155.....A-2
1443SS.....E-4	641PVC.....F-8	PP015-4.....M-1	PP19338.....R-5	PP19910.....S-3	PP20156.....A-2
1690BEL.....N-1	641PVCDS.....F-8	PP100CP.....A-1	PP19338SG.....R-5	PP19910BU.....S-3	PP20157.....A-3
2431NPC.....E-1	645ABS.....F-10	PP100PB.....A-1	PP19339SG.....R-7	PP19911.....S-2	PP20158.....A-3
2432PB.....E-1	645ABSDSBN...F-10	PP101-1.....G-4	PP1934.....R-7	PP19911BU.....S-2	PP20200.....A-1
2433PC.....E-1	645ABSPB.....F-10	PP101-1/2.....G-3	PP19340.....R-2	PP19912.....S-1	PP20201.....A-2
2435PC.....E-1	645PVC.....F-9	PP101-3/4.....G-4	PP19340SG.....R-2	PP19912BU.....S-1	PP20202.....A-2
250-1SS.....E-7	645PVCBN.....F-10	PP101-3/8.....G-3	PP19341.....R-2	PP19913.....S-1	PP20203.....A-3
250SS.....E-4	645PVCBS.....F-10	PP10-4B.....B-5	PP19341SG.....R-2	PP19914.....S-1	PP20204.....A-3
260.....E-7	645PVCDSBN...F-10	PP10-4W.....B-5	PP19342.....R-2	PP19914BU.....S-1	PP20205.....A-4
595RB.....F-1	645PVCDSBP...F-10	PP106-1/2.....G-4	PP19342SG.....R-2	PP19915.....S-2	PP20206.....A-4
597RB.....F-1	645PVCWH.....F-10	PP106-3/4.....G-4	PP19343.....R-3	PP19915BU.....S-2	PP20207.....A-3
600SN.....F-1	64B.....F-4	PP107.....C-1	PP19343SG.....R-3	PP19916.....S-2	PP20208.....E-2
601SN.....F-1	64BDS.....F-4	PP10-8B.....B-5	PP19344.....R-3	PP19920.....S-3	PP20209.....A-7
602RB.....F-1	64W.....F-4	PP108SN.....C-1	PP19344SG.....R-3	PP19920BU.....S-3	PP20210.....A-9
604RB.....F-1	64WDS.....F-4	PP10-8W.....B-5	PP19345.....R-3	PP19921BU.....S-2	PP20211.....A-9
605LARB.....F-1	650ABS.....F-8	PP109.....C-1	PP19345SG.....R-3	PP19922.....S-1	PP20212.....A-8
605RB.....F-1	650PVC.....F-8	PP100CP.....A-9	PP19346.....R-3	PP19922BU.....S-1	PP20213.....A-8
605RBDS.....F-1	650PVCDS.....F-8	PP11CP.....A-9	PP19346SG.....R-3	PP19923.....S-1	PP20214.....H-25
606RB.....F-2	651ABS.....F-9	PP120-003.....M-1	PP19347.....R-3	PP19924BU.....S-1	PP20216.....A-5
606RBDS.....F-2	651PVC.....F-9	PP120-005.....M-1	PP19347SG.....R-3	PP19926.....S-2	PP20217.....A-5
608RB.....F-2	651PVCDS.....F-9	PP12-12CP.....A-8	PP19348.....R-3	PP19950.....S-3	PP20218.....A-5
609RB.....F-2	652ABS.....F-9	PP123PC.....G-18	PP19348SG.....R-3	PP19951.....S-3	PP20219.....A-10
609RBDS.....F-2	652ABSDS.....F-9	PP125-003.....M-1	PP19349SG.....R-7	PP19952.....S-3	PP20223.....A-4
610RB.....F-2	652PVC.....F-9	PP12-6CP.....A-8	PP1935.....R-7	PP19960.....S-3	PP20224.....A-4
610RBDS.....F-2	652PVCDS.....F-9	PP12-8CP.....A-8	PP19350.....R-8	PP19961.....S-3	PP20225.....A-10
611RB.....F-2	653ABS.....F-9	PP12PB.....A-8	PP19350SG.....R-8	PP19975.....S-3	PP20226.....A-8
612RB.....F-2	653PVC.....F-9	PP130.....A-6	PP19351.....R-8	PP19976.....S-3	PP20227.....A-8
615RB.....F-2	67B.....F-4	PP13-12CP.....A-8	PP19351SG.....R-8	PP19PC.....A-10	PP20228.....A-2
615RBDS.....F-2	67W.....F-4	PP132.....A-6	PP19352.....R-8	PP1CP.....A-2	PP20230.....A-5
617RB.....F-3	68W.....F-11	PP134.....A-6	PP19352SG.....R-8	PP20040.....G-20	PP20237.....A-5
61W.....F-3	69W.....F-12	PP136.....A-6	PP19353.....R-8	PP20041.....G-15	PP20242.....A-6
620AABS.....F-5	69WDS.....F-12	PP13-6CP.....A-8	PP19353SG.....R-8	PP20042.....G-15	PP20243.....A-6
620ABS.....F-4	70W.....F-10	PP137.....A-6	PP19354.....R-8	PP20043.....G-20	PP20245.....A-6
620ABSDS.....F-4	70WDS.....F-10	PP13-8CP.....A-8	PP19354SG.....R-8	PP20046.....G-19	PP20246.....A-6
620APVC.....F-5	71W.....F-11	PP13PB.....A-8	PP19355SG.....R-7	PP20047.....G-19	PP20247.....A-6
620LAABS.....F-5	72W.....F-11	PP141CP.....A-9	PP1936.....R-7	PP20049PC.....A-9	PP20250.....A-1
620LAPVC.....F-5	77W.....F-11	PP142CP.....A-9	PP19360.....R-4	PP20050.....G-16	PP202521ASN.....A-5
620PVC.....F-4	81SSABS.....E-6	PP150CP.....A-1	PP19360SG.....R-4	PP20051.....G-17	PP202521SN.....A-5
620PVCDS.....F-4	82-1.....E-6	PP152CP.....A-2	PP19361.....R-4	PP20052.....G-14	PP202526ASN.....A-5
621AABS.....F-6	82SSABS.....E-6	PP154CP.....A-1	PP19361SG.....R-4	PP20053.....G-14	PP20255.....A-1
621ABS.....F-5	83-1.....E-7	PP16-7CP.....A-4	PP19362.....R-4	PP20054.....G-17	PP20260.....A-2
621ABSDS.....F-5	83SSABS.....E-6	PP169.....A-6	PP19362SG.....R-4	PP20056.....G-19	PP20272.....A-3
621ALAABS.....F-6	84W.....F-4	PP16CP.....A-5	PP19363.....R-4	PP20057.....G-15	PP20288.....G-1
621APVC.....F-6	84WDS.....F-4	PP17CP.....A-5	PP19363SG.....R-4	PP20059.....G-18	PP20289.....G-1
621LAABS.....F-5	85SSABS.....E-6	PP18CP.....A-5	PP19364.....R-4	PP20060.....G-17	PP20290.....G-1
621LAPVC.....F-5	86W.....F-11	PP1900.....R-1	PP19364SG.....R-4	PP20061.....G-16	PP20291.....G-1
621LAPVCDS...F-5	86WDS.....F-11	PP19000.....R-9	PP19365.....R-4	PP20062.....G-15	PP20292.....B-11
621PVC.....F-5	877PC.....E-5	PP19000.....S-3	PP19365SG.....R-4	PP20063.....G-14	PP20293.....G-2
621PVCDS.....F-5	878PB.....E-5	PP1901.....R-1	PP19366.....R-4	PP20064.....G-14	PP20294.....G-2
62AB.....F-3	878PC.....E-5	PP1902.....R-1	PP19366SG.....R-5	PP20065.....G-15	PP20295.....A-10
62AW.....F-3	879PC.....E-6	PP1903.....R-1	PP19367.....R-5	PP20066.....G-16	PP20296.....A-10
62B.....F-3	87W.....F-11	PP1920.....R-1	PP19367SG.....R-5	PP20067.....G-18	PP20297.....A-10
62BDS.....F-3	K500KN.....R-9	PP1921.....R-1	PP19368.....R-4	PP20069.....G-21	PP20298.....A-11
62W.....F-3	K502KN.....R-9	PP1922.....R-1	PP19368SG.....R-4	PP20070.....G-18	PP20299.....A-11
62WDS.....F-3	K503KN.....R-9	PP1923.....R-1	PP19369SG.....R-7	PP20071.....G-20	PP20300.....G-2
630ABS.....F-6	K599KN.....R-9	PP1929.....R-6	PP1938.....R-7	PP20072.....G-20	PP20301.....G-2
630ABSDS.....F-6	MB119BC.....D-1	PP1929SG.....R-7	PP1938SG.....R-7	PP20073.....G-21	PP20305.....A-1
630LAABS.....F-6	MB120BC.....D-1	PP1930.....R-6	PP1940.....R-1	PP20074.....G-20	PP20308W.....B-8
630LAABSDS...F-6	MB335BC.....D-1	PP1930SG.....R-6	PP1941.....R-1	PP20075.....G-21	PP20318.....A-1
630LAPVC.....F-6	MB400BC.....D-1	PP1931.....R-6	PP1942.....R-1	PP20076.....G-21	PP20319.....A-1
630LAPVCDS...F-7	MB500BC.....D-1	PP1931SG.....R-6	PP1943.....R-1	PP20077.....G-22	PP20321.....G-18
630PVC.....F-6	MB550BC.....D-1	PP1932.....R-7	PP1981.....R-9	PP20078.....G-22	PP20322.....G-16
630PVCDS.....F-6	MB5539.....D-2	PP1932SG.....R-7	PP1985.....R-8	PP20079.....G-21	PP203455PC.....A-4
631ABS.....F-7	MB73SS.....D-1	PP1933.....R-7	PP1988.....R-8	PP20080.....G-21	PP20501.....H-6
631ABSDS.....F-7	MB74SS.....D-1	PP19330.....R-5	PP1988.....R-9	PP20081.....G-23	PP20502.....H-7
631LAABS.....F-7	MB904B.....D-1	PP19330SG.....R-5	PP1989.....R-9	PP20085.....G-23	PP20504.....H-7
631LAABSDS...F-7	MB905B.....D-1	PP19331.....R-5	PP19900.....S-2	PP200CP.....A-1	PP20507.....H-7

INDEX

PP20508.....	H-7	PP21012.....	H-17	PP22071.....	B-10	PP22683.....	H-26	PP23525.....	I-18	PP23629.....	I-2
PP20511.....	G-17	PP21041RB.....	A-9	PP22072.....	H-22	PP22777.....	I-15	PP23527.....	I-7	PP23630.....	I-3
PP205111.....	H-7	PP21082.....	F-13	PP22073.....	H-22	PP22801.....	I-13	PP23527-5.....	I-7	PP23631.....	I-3
PP205112.....	H-8	PP21102.....	A-11	PP22074.....	H-21	PP22879.....	F-17	PP23528.....	I-7	PP23632.....	I-3
PP20520.....	H-9	PP21110.....	G-3	PP22076.....	H-22	PP22880.....	I-8	PP23528-5.....	I-7	PP23633.....	I-18
PP20521.....	H-10	PP21112.....	A-11	PP22080.....	H-21	PP23001.....	I-10	PP23530.....	I-19	PP23634.....	I-18
PP20530.....	H-9	PP21116W.....	B-5	PP22080AN.....	H-21	PP23002.....	I-11	PP23531.....	I-19	PP23635.....	I-3
PP20531.....	G-15	PP21131.....	G-3	PP22080PB.....	H-21	PP23003.....	I-12	PP23532.....	I-19	PP23636.....	I-3
PP20536.....	H-10	PP21134.....	G-3	PP22081.....	H-21	PP23004.....	I-11	PP23533.....	I-13	PP23637.....	I-13
PP20537.....	H-10	PP21135.....	G-3	PP22082.....	H-21	PP23005.....	I-8	PP23534.....	I-18	PP23638.....	I-12
PP20538.....	A-5	PP21136.....	G-1	PP22084.....	H-21	PP23006.....	I-9	PP23535.....	I-22	PP23639.....	I-3
PP20550.....	H-11	PP21187.....	A-7	PP22085.....	H-22	PP23009.....	I-12	PP23535-5.....	I-22	PP23640.....	I-12
PP20551.....	B-8	PP21189.....	A-7	PP22126RB.....	A-9	PP23010.....	I-10	PP23536.....	I-18	PP23641.....	I-18
PP205512.....	B-6	PP21193.....	A-7	PP22137.....	H-24	PP23011.....	I-10	PP23538.....	I-8	PP23642.....	I-16
PP205512B.....	B-6	PP21201.....	B-7	PP22138.....	H-24	PP23012.....	I-9	PP23539.....	I-18	PP23643.....	I-7
PP20552.....	B-6	PP21205.....	B-7	PP22161PC.....	A-9	PP23017.....	I-9	PP23541.....	I-19	PP23644.....	I-22
PP20553.....	E-6	PP21206.....	B-7	PP22177.....	H-22	PP23017-10.....	I-9	PP23542.....	I-16	PP23645.....	I-5
PP20554.....	B-8	PP21215.....	B-7	PP22177AN.....	H-22	PP23018.....	I-10	PP23544.....	I-15	PP23646.....	I-7
PP20555.....	B-9	PP21240.....	B-1	PP22177PB.....	H-22	PP23019.....	I-8	PP23545.....	I-16	PP23648.....	I-6
PP20556.....	B-9	PP21250.....	B-2	PP22502.....	K-1	PP23021.....	I-9	PP23546.....	I-12	PP23649.....	I-22
PP20557.....	B-9	PP21309.....	F-17	PP22503.....	K-1	PP23022.....	I-9	PP23547.....	I-9	PP23650.....	I-11
PP20558.....	B-10	PP21318.....	A-3	PP22504.....	K-1	PP23024.....	I-8	PP23548.....	I-11	PP23651.....	I-17
PP20601.....	G-17	PP21319.....	A-3	PP22508.....	K-2	PP23030.....	I-10	PP23549.....	I-11	PP23652.....	I-17
PP20610.....	H-8	PP21501.....	H-17	PP22510.....	K-3	PP23032.....	I-8	PP23550.....	I-11	PP23653.....	I-11
PP20611.....	H-8	PP21502.....	H-17	PP22511.....	K-3	PP23034.....	I-15	PP23551.....	I-17	PP23655.....	I-22
PP20615.....	H-8	PP21503.....	H-17	PP22519.....	K-3	PP23035.....	I-9	PP23552.....	I-16	PP23673.....	I-4
PP20617.....	H-8	PP21504.....	H-18	PP22520.....	K-3	PP23036.....	I-8	PP23553.....	I-17	PP23674.....	I-4
PP20620.....	H-8	PP21505.....	H-18	PP22521.....	K-4	PP23040.....	I-12	PP23553-5.....	I-17	PP23736.....	I-18
PP20621.....	G-18	PP21506.....	H-17	PP22524.....	K-6	PP23041.....	I-10	PP23554.....	I-16	PP23799.....	G-9
PP20661.....	B-2	PP21507.....	H-18	PP22525.....	K-4	PP23042.....	I-16	PP23555.....	I-21	PP23800.....	G-9
PP20662.....	B-3	PP21508.....	H-18	PP22527.....	K-3	PP23043.....	I-16	PP23556.....	I-21	PP23801.....	G-8
PP20663.....	B-1	PP21511.....	H-17	PP22529.....	K-5	PP23044.....	I-15	PP23557.....	A-12	PP23802.....	G-8
PP20664.....	B-8	PP218030.....	J-5	PP22530.....	K-4	PP23045.....	I-14	PP23558.....	I-4	PP23803.....	G-8
PP20665.....	E-4	PP218035.....	J-5	PP22531.....	K-5	PP23046.....	I-13	PP23558-5.....	I-4	PP23804.....	G-10
PP20666.....	B-2	PP218132.....	G-23	PP22532.....	K-5	PP23047.....	I-15	PP23559.....	I-5	PP23805.....	G-10
PP20667.....	B-4	PP218136.....	G-23	PP22536.....	K-6	PP23049.....	I-20	PP23561.....	I-14	PP23806.....	G-10
PP20668.....	B-4	PP218137.....	G-23	PP22536PB.....	K-6	PP23054.....	I-13	PP23562.....	I-1	PP23807.....	G-10
PP20669.....	B-4	PP218255.....	B-3	PP22537.....	K-6	PP23055.....	I-12	PP23563.....	I-5	PP23808.....	G-8
PP2071.....	G-14	PP2186001.....	J-5	PP22538.....	K-6	PP23056.....	I-20	PP23564.....	I-5	PP23809.....	G-9
PP2082026.....	H-24	PP2186002.....	J-5	PP22539.....	K-5	PP23057.....	I-13	PP23565.....	I-5	PP23810.....	G-8
PP2082044.....	J-3	PP2186003.....	J-5	PP22542.....	K-6	PP23095.....	I-12	PP23566.....	I-1	PP23811.....	G-8
PP20849.....	H-12	PP2186006.....	J-5	PP22550.....	K-7	PP23210.....	G-22	PP23567.....	I-6	PP23812.....	G-11
PP20852.....	H-12	PP2186007.....	J-5	PP22561.....	A-13	PP23220.....	G-22	PP23568.....	I-12	PP23813.....	G-11
PP20853.....	H-12	PP2186115.....	J-5	PP22601.....	F-15	PP23310.....	G-12	PP23569.....	I-2	PP23814.....	G-11
PP20855100.....	L-6	PP22001.....	H-18	PP22601AN.....	F-15	PP23340.....	G-12	PP23570.....	I-14	PP23815.....	G-8
PP20861.....	H-13	PP22002.....	H-18	PP22601PB.....	F-15	PP23403.....	I-8	PP23571.....	I-2	PP23816.....	G-9
PP20869.....	H-13	PP22003.....	H-19	PP22602.....	F-15	PP23405.....	I-17	PP23572.....	I-3	PP23817.....	G-9
PP20870.....	H-14	PP22004.....	H-19	PP22602AN.....	F-15	PP23406.....	I-11	PP23573.....	I-4	PP23818.....	G-9
PP20871.....	B-11	PP22005.....	H-19	PP22602PB.....	F-15	PP23453.....	G-6	PP23574.....	I-2	PP23819.....	G-8
PP20879.....	H-13	PP22006.....	H-19	PP22603.....	F-17	PP23501.....	I-15	PP23575.....	I-13	PP23824.....	G-8
PP20882.....	G-2	PP22007.....	H-20	PP22611AN.....	F-15	PP23502.....	I-8	PP23576.....	I-2	PP23825.....	G-8
PP20884.....	G-1	PP22010AN.....	F-14	PP22611PB.....	F-15	PP23503.....	I-7	PP23577.....	I-2	PP23826.....	G-10
PP20905.....	B-5	PP22010PB.....	F-14	PP22611PC.....	F-15	PP23504.....	I-13	PP23578.....	I-16	PP23827.....	G-10
PP20906.....	B-5	PP22010PC.....	F-14	PP22612.....	F-16	PP23505.....	I-14	PP23579.....	I-12	PP23828.....	G-10
PP209064.....	F-4	PP22011.....	H-20	PP22612AN.....	F-16	PP23506.....	I-5	PP23580.....	I-7	PP23829.....	G-9
PP20910.....	B-7	PP22012.....	H-21	PP22612PB.....	F-16	PP23506-5.....	I-5	PP23580-5.....	I-7	PP23838.....	G-11
PP20911.....	B-8	PP22014.....	H-20	PP22618.....	F-14	PP23507.....	I-19	PP23581.....	I-6	PP23839.....	G-9
PP20912.....	A-8	PP22015.....	H-20	PP22620AN.....	F-12	PP23508.....	I-13	PP23582.....	I-6	PP23840.....	G-9
PP20925.....	B-3	PP22016.....	H-21	PP22620PB.....	F-12	PP23509.....	I-7	PP23583.....	I-14	PP23841.....	G-9
PP20930.....	B-4	PP22017.....	H-20	PP22620PC.....	F-12	PP23509-5.....	I-8	PP23584.....	I-15	PP23842.....	G-11
PP20935.....	B-4	PP22020.....	H-21	PP22621AN.....	F-12	PP23510.....	I-14	PP23584-5.....	I-15	PP23843.....	G-11
PP20940.....	B-1	PP22022.....	H-23	PP22621PB.....	F-12	PP23511.....	I-14	PP23585.....	I-4	PP23844.....	G-11
PP20941.....	B-1	PP22023.....	H-23	PP22621PC.....	F-12	PP23512.....	I-14	PP23586.....	I-6	PP23845.....	G-11
PP20942.....	B-3	PP22024.....	H-23	PP22622.....	F-17	PP23513.....	I-15	PP23588.....	I-12	PP23846.....	G-9
PP20943.....	B-1	PP22025.....	H-23	PP22632.....	F-16	PP23514.....	I-20	PP23589.....	I-6	PP23847.....	G-10
PP20944.....	B-5	PP22026.....	H-26	PP22633.....	F-16	PP23515.....	I-21	PP23592.....	I-6	PP23848.....	G-10
PP20945.....	B-6	PP22027.....	H-20	PP22634PB.....	F-13	PP235150.....	I-20	PP23600.....	I-6	PP23849.....	G-10
PP20946.....	B-2	PP22030.....	H-24	PP22634PC.....	F-13	PP23516.....	I-19	PP23610.....	I-15	PP23850.....	G-8
PP20949.....	B-3	PP22031.....	H-24	PP22646.....	F-16	PP23517.....	I-20	PP23614.....	I-1	PP23851.....	G-8
PP20950.....	B-2	PP22033.....	H-23	PP22650.....	K-7	PP235170.....	I-20	PP23615.....	I-1	PP23852.....	G-8
PP20955.....	B-10	PP22039.....	H-19	PP22651.....	K-7	PP235173.....	I-19	PP23616.....	I-1	PP23853.....	G-10
PP20956.....	B-10	PP22040.....	H-24	PP22670.....	F-18	PP23518.....	I-17	PP23617.....	I-1	PP23854.....	G-11
PP20960.....	B-1	PP22045.....	H-25	PP22673.....	H-22	PP235181.....	I-16	PP23618.....	I-5	PP23855.....	G-11
PP20965.....	B-11	PP22055.....	H-25	PP22673AN.....	H-22	PP235182.....	I-16	PP23619.....	I-11	PP23856.....	G-11
PP20999.....	B-9	PP22056.....	F-14	PP22673PB.....	H-22	PP235183.....	I-16	PP23623.....	I-9	PP23857.....	G-11
PP20CP.....	A-4	PP22056AN.....	F-14	PP22675.....	F-18	PP23519.....	I-21	PP23624.....	I-16	PP23860.....	G-6
PP21001.....	H-14	PP22056PB.....	F-14	PP22679.....	H-26	PP23520.....	I-21	PP23625.....	I-1	PP23861.....	G-6
PP21002.....	H-15	PP22060.....	H-25	PP22680.....	H-27	PP23521.....	I-21	PP23626.....	I-1	PP23862.....	G-6
PP21010.....	H-16	PP22065.....	H-25	PP22681.....	H-26	PP23522.....	I-17	PP23627.....	I-2	PP23863.....	G-6
PP21011.....	J-3	PP22070.....	B-10	PP22682.....	H-26	PP23523.....	I-16	PP23628.....	I-2	PP23865.....	G-7

PP23866.....	G-7	PP25525.....	G-12	PP2921.....	R-2	PP54PC.....	G-17	PP7911.....	O-1	PP805-57.....	H-12
PP23867.....	G-7	PP25526.....	G-12	PP2931.....	R-2	PP55-1.....	B-8	PP7912.....	O-1	PP805-60.....	H-10
PP23868.....	G-7	PP25527.....	G-12	PP2941.....	R-2	PP55-11.....	B-9	PP7914.....	O-1	PP805-7.....	H-7
PP23869.....	G-6	PP25528.....	G-12	PP2951.....	R-2	PP55-12B.....	B-6	PP7916.....	O-1	PP805-70.....	H-11
PP23870.....	G-7	PP25530.....	L-8	PP2961.....	R-2	PP55-12W.....	B-6	PP7931.....	O-1	PP805-71.....	H-11
PP23871.....	G-7	PP25531.....	L-8	PP2971.....	R-2	PP55-2B.....	B-6	PP7932.....	O-1	PP805-72.....	H-11
PP23872.....	G-7	PP25532.....	L-8	PP2982.....	R-2	PP55-2W.....	B-6	PP7933.....	O-2	PP805-73.....	H-11
PP23873.....	G-7	PP25535.....	B-11	PP2CP.....	A-2	PP55-3.....	E-6	PP7934.....	O-2	PP805-74.....	H-11
PP23874.....	G-7	PP25536.....	B-12	PP30-12PB.....	G-5	PP55-4W.....	B-8	PP79PC.....	G-21	PP805-75.....	H-11
PP23875.....	G-7	PP25537.....	F-17	PP30-12PC.....	G-5	PP55-5W.....	B-9	PP7CP.....	A-3	PP805-76.....	H-12
PP23876.....	G-7	PP25538.....	F-17	PP30-20PB.....	G-5	PP55-6W.....	B-9	PP800-1.....	H-1	PP805-8.....	H-7
PP23877.....	G-7	PP25539.....	B-12	PP30-20PC.....	G-5	PP55-7W.....	B-9	PP800-10.....	H-1	PP805-80.....	H-12
PP23882.....	G-7	PP25546.....	L-7	PP32-10BR.....	G-22	PP55-8W.....	B-9	PP800-11.....	H-1	PP806-1.....	H-8
PP23883.....	G-6	PP25547.....	L-8	PP32-1PC.....	G-18	PP57PC.....	G-15	PP800-13BA.....	H-2	PP806-10.....	H-8
PP23884.....	G-6	PP25555.....	L-7	PP32-20BR.....	G-22	PP58PC.....	A-11	PP800-15.....	H-2	PP806-11.....	H-8
PP23885.....	G-6	PP25556.....	L-7	PP32-25BR.....	G-22	PP5900PC.....	E-7	PP800-16.....	H-2	PP806-15.....	H-8
PP23888.....	G-6	PP25570.....	B-12	PP32-2PC.....	G-16	PP5905.....	E-7	PP800-17.....	H-2	PP806-20.....	H-8
PP24001.....	L-3	PP25571.....	H-25	PP33-10PB.....	G-12	PP59PC.....	A-11	PP800-2.....	H-2	PP808-49.....	H-12
PP24003.....	L-1	PP25571ALM.....	H-25	PP33-10PC.....	G-12	PP5CP.....	A-4	PP800-3.....	H-2	PP808-50.....	H-12
PP24004.....	L-1	PP25571PB.....	H-25	PP33-40PB.....	G-12	PP60-1PC.....	G-17	PP800-30.....	H-4	PP808-52.....	H-12
PP24005.....	L-1	PP25571WH.....	H-26	PP33-40PC.....	G-12	PP606-22.....	F-16	PP800-4.....	H-3	PP808-53.....	H-12
PP24006.....	L-2	PP25575.....	A-12	PP3911.....	R-2	PP606-23.....	F-16	PP800-5.....	H-3	PP808-58.....	H-14
PP24007.....	L-3	PP25576.....	B-11	PP3CP.....	A-3	PP60PC.....	G-17	PP800-51.....	H-3	PP808-59.....	H-14
PP24008.....	L-3	PP25577.....	A-13	PP40-12PB.....	G-4	PP61-1PC.....	G-15	PP800-6.....	H-1	PP808-61.....	H-13
PP24009.....	L-4	PP25578.....	B-12	PP40-12PC.....	G-4	PP61PB.....	G-16	PP800-60.....	H-5	PP808-67.....	H-13
PP24010.....	L-4	PP25578ABS.....	B-12	PP40-20PB.....	G-4	PP61PC.....	G-16	PP800-61.....	H-5	PP808-68.....	H-13
PP24014.....	F-17	PP25579ABS.....	B-12	PP40-20PC.....	G-4	PP62-1PC.....	G-18	PP800-62.....	H-5	PP808-69.....	H-13
PP24024.....	L-4	PP25580.....	B-12	PP40-30PC.....	G-4	PP62PC.....	G-15	PP800-64.....	H-5	PP808-70.....	H-14
PP24030.....	L-4	PP25625.....	L-8	PP40-8B.....	B-6	PP63PB.....	G-14	PP800-65BA.....	H-6	PP808-72.....	H-14
PP24031.....	L-4	PP25701.....	G-3	PP40-8W.....	B-6	PP63PC.....	G-14	PP800-66BA.....	H-6	PP808-73.....	H-14
PP24035.....	L-1	PP25702.....	G-3	PP41-16B.....	B-6	PP65PC.....	G-15	PP800-67BA.....	H-6	PP808-74.....	H-13
PP24040.....	L-1	PP25703.....	G-4	PP41-16W.....	B-6	PP66-10W.....	B-9	PP800-68BA.....	H-6	PP808-78.....	H-13
PP24041.....	L-1	PP26063.....	F-13	PP42-16W.....	B-6	PP66-13W.....	B-3	PP800-69BA.....	H-6	PP808-79.....	H-13
PP24050.....	L-2	PP26101.....	F-14	PP42-8W.....	B-5	PP66-14W.....	B-8	PP800-7.....	H-4	PP808-82.....	G-2
PP24052.....	L-2	PP26141.....	F-16	PP44-82-F.....	G-16	PP66-15W.....	B-3	PP800-75BA.....	H-6	PP808-84.....	G-1
PP24054.....	L-2	PP26311.....	F-13	PP44-85-F.....	G-18	PP66-1R.....	B-2	PP800-8.....	H-4	PP80PC.....	G-21
PP24055.....	L-2	PP26350AN.....	F-13	PP44-88-F.....	G-18	PP66-1W.....	B-2	PP800-80.....	H-26	PP810-1.....	H-14
PP24056.....	L-2	PP26350PB.....	F-12	PP480-1.....	H-6	PP66-2W.....	B-2	PP800-80BU.....	H-26	PP810-10.....	H-16
PP24114.....	F-17	PP26350PC.....	F-12	PP480-1W.....	H-6	PP66-3W.....	B-1	PP800-81.....	H-26	PP810-11.....	J-3
PP24116W.....	B-7	PP26351.....	F-13	PP4CP.....	A-3	PP66-4W.....	B-8	PP800-88.....	H-26	PP810-12.....	H-17
PP2412PC.....	A-8	PP26610.....	B-9	PP5020-1.....	E-7	PP66-5.....	E-4	PP8015PC.....	K-4	PP810-13.....	H-17
PP242.....	A-6	PP27091.....	F-16	PP5064AN.....	F-14	PP66-6W.....	B-2	PP802-1.....	H-14	PP810-2.....	H-15
PP25001.....	J-1	PP27093.....	F-16	PP5064PB.....	F-13	PP66-7W.....	B-4	PP802-5.....	H-14	PP810-30.....	G-23
PP25015.....	J-3	PP27246.....	G-19	PP5064PC.....	F-13	PP66-8W.....	B-4	PP802-88.....	G-1	PP810-31.....	G-22
PP25018.....	J-1	PP27296PC.....	G-24	PP50PB.....	G-16	PP66-9W.....	B-4	PP802-89.....	G-1	PP810-31BU.....	G-22
PP25019.....	J-1	PP28001.....	H-1	PP50PC.....	G-16	PP67PC.....	G-18	PP802-92.....	B-11	PP810-32.....	G-23
PP25050.....	J-3	PP28002.....	H-2	PP51-1PC.....	G-17	PP6CP.....	A-4	PP803-01.....	G-2	PP810-40BX.....	H-15
PP25052.....	J-3	PP28003.....	H-3	PP51PB.....	G-17	PP70-1.....	G-5	PP8050AL.....	K-4	PP810-41BX.....	H-15
PP25053.....	J-4	PP28004.....	H-3	PP51PC.....	G-16	PP70-2.....	G-5	PP8050ALLF.....	K-4	PP810-42BX.....	H-15
PP25060.....	J-4	PP28006.....	H-1	PP52PB.....	G-14	PP7021.....	M-1	PP805-105.....	H-7	PP810-45BX.....	H-15
PP25061.....	J-4	PP28007.....	H-4	PP52PC.....	G-14	PP70-3.....	G-5	PP805-111.....	H-7	PP810-49BX.....	H-16
PP25065.....	J-4	PP28008.....	H-4	PP53-1PC.....	G-15	PP70-4.....	G-6	PP805-112.....	H-8	PP810-4BX.....	H-15
PP25066.....	J-4	PP28009.....	H-4	PP53PB.....	G-14	PP70-5.....	G-6	PP8051AL.....	K-4	PP810-50BX.....	H-16
PP25067.....	J-4	PP28010.....	H-1	PP53PC.....	G-14	PP70-6.....	G-6	PP805-2.....	H-7	PP810-52BX.....	H-16
PP25069.....	J-4	PP28011.....	H-1	PP5410.....	E-2	PP70-7.....	G-5	PP805-20.....	H-9	PP810-53BX.....	H-16
PP250CP.....	A-2	PP28015.....	H-2	PP5411.....	E-3	PP70-9BULK.....	G-12	PP805-21.....	H-10	PP810-54BX.....	H-16
PP25101.....	J-2	PP28016.....	H-2	PP5412.....	E-3	PP71PC.....	G-20	PP805-22.....	H-10	PP810-55BX.....	H-16
PP25102.....	J-2	PP28030.....	H-4	PP5413.....	E-3	PP7200PC.....	G-4	PP805-3.....	H-7	PP810-56BX.....	H-15
PP25401.....	L-6	PP28032.....	H-5	PP5414.....	E-2	PP7201PC.....	G-4	PP805-30.....	H-9	PP810-58BX.....	H-16
PP25415.....	L-6	PP28050.....	H-3	PP5415.....	E-1	PP7202PC.....	G-5	PP805-31.....	H-9	PP810-5BX.....	H-15
PP25501.....	L-6	PP28051.....	H-3	PP5416.....	E-2	PP7203PC.....	G-5	PP805-32.....	H-9	PP810-62BX.....	H-16
PP25502.....	G-13	PP28060.....	H-5	PP5419.....	E-2	PP7204PC.....	G-5	PP805-33.....	H-9	PP810-6BX.....	H-15
PP25503.....	L-7	PP28062.....	H-5	PP5419PB.....	E-3	PP7205PC.....	G-5	PP805-34.....	H-10	PP810-7BX.....	H-15
PP25504.....	L-7	PP28063.....	H-5	PP5420.....	E-5	PP7259PC.....	G-16	PP805-35.....	H-10	PP810-8BX.....	H-16
PP25505.....	L-7	PP28064.....	H-5	PP5421.....	E-5	PP72PC.....	G-20	PP805-36.....	H-10	PP811-10.....	G-3
PP25508.....	L-8	PP28073.....	H-6	PP5421PB.....	E-5	PP7305PC.....	G-5	PP805-37.....	H-10	PP811-12.....	A-11
PP25509.....	A-11	PP28081.....	H-26	PP5422.....	E-6	PP73PC.....	G-21	PP805-40.....	H-9	PP811-31.....	G-3
PP25510.....	A-11	PP281030.....	G-23	PP5435.....	E-1	PP74PC.....	G-20	PP805-41.....	H-9	PP811-34.....	G-2
PP25511.....	A-11	PP281031.....	G-22	PP5435PB.....	E-1	PP75PC.....	G-21	PP805-43.....	H-9	PP811-35.....	G-3
PP25513.....	A-12	PP281033.....	G-23	PP5445.....	E-1	PP76PC.....	G-21	PP805-44.....	H-9	PP811-87.....	A-7
PP25514.....	H-9	PP283531.....	L-19	PP5450.....	E-4	PP77PC.....	G-22	PP805-45.....	H-10	PP811-89.....	A-7
PP25515.....	A-12	PP2855120.....	L-6	PP5451.....	E-4	PP78PC.....	G-22	PP805-47.....	H-10	PP811-91.....	A-7
PP25515.....	B-11	PP28556.....	H-11	PP5452.....	E-4	PP7900.....	O-1	PP805-48.....	H-10	PP811-93.....	A-7
PP25516.....	A-12	PP28601.....	H-8	PP5460.....	E-4	PP7901.....	O-1	PP805-50.....	H-11	PP812-1.....	B-7
PP25517.....	A-12	PP2901.....	G-19	PP5461.....	E-4	PP7902.....	O-1	PP805-51.....	H-11	PP812-15.....	B-7
PP25519.....	B-11	PP2902.....	G-19	PP5462.....	E-5	PP7904.....	O-1	PP805-52.....	H-11	PP812-40.....	B-1
PP25520.....	G-13	PP2903.....	G-20	PP5470.....	E-4	PP7906.....	O-1	PP805-53.....	H-11	PP812-5.....	B-7
PP25521.....	G-13	PP2904.....	G-19	PP5472.....	E-5	PP7907.....	O-1	PP805-54.....	H-11	PP812-50.....	B-2
PP25522.....	A-12	PP2911.....	R-1	PP5480.....	E-4	PP7908.....	O-1	PP805-55.....	H-11	PP812-55.....	B-3
PP25524.....	E-7	PP2912.....	R-1	PP54PB.....	G-17	PP7910.....	O-1	PP805-56.....	H-11	PP812-6.....	B-7

INDEX

PP812-7.....	B-7	PP825-38.....	K-6	PP835-15BU.....	I-21	PP840-13.....	L-4	PP854-7.....	L-6	PP905B.....	B-5
PP812-70.....	B-10	PP825-3PB.....	K-1	PP835-16.....	I-19	PP840-15.....	L-2	PP855-1.....	L-6	PP905W.....	B-5
PP815-1.....	H-17	PP825-50.....	K-7	PP835-165.....	I-19	PP840-3.....	L-1	PP855-10.....	A-11	PP906B.....	B-5
PP815-11.....	H-17	PP825-51.....	K-7	PP835-16BU.....	I-19	PP840-30.....	L-4	PP855-100.....	L-6	PP906W.....	B-5
PP815-2.....	H-17	PP825-60.....	H-18	PP835-17.....	I-20	PP840-31.....	L-4	PP855-11.....	A-11	PP90PB.....	G-1
PP815-3.....	H-17	PP825-7.....	K-2	PP835-170.....	I-20	PP840-35.....	L-1	PP855-13.....	A-12	PP90PC.....	G-1
PP815-4.....	H-18	PP825-8.....	K-2	PP835-18.....	I-17	PP840-3BU.....	L-1	PP855-14.....	H-9	PP910W.....	B-7
PP815-5.....	H-18	PP826-1.....	F-15	PP835-181.....	I-16	PP840-4.....	L-1			PP911W.....	B-8
PP815-6.....	H-17	PP826-10.....	F-14	PP835-19.....	I-21	PP840-40.....	L-1	PP855-15.....	B-11	PP9-12CP.....	A-7
PP815-7.....	H-18	PP826-10BN.....	F-14	PP835-2.....	I-8	PP840-41.....	L-1	PP855-16.....	A-12	PP919W.....	B-3
PP815-8.....	H-18	PP826-11.....	F-15	PP835-22.....	I-17	PP840-5.....	L-1	PP855-17.....	A-12	PP91PB.....	G-1
PP81PC.....	G-23	PP826-11BN.....	F-15	PP835-25.....	I-18	PP840-55.....	L-2	PP855-19.....	B-11	PP91PC.....	G-1
PP820-1.....	H-18	PP826-1AN.....	F-15	PP835-27.....	I-7	PP840-55BU.....	L-2	PP855-2.....	G-12	PP923CP.....	A-4
PP820-11.....	H-20	PP826-1BN.....	F-15	PP835-28.....	I-7	PP840-59.....	L-2	PP855-20.....	G-13	PP924CP.....	A-4
PP820-14.....	H-20	PP826-1PB.....	F-15	PP835-3.....	I-7	PP840-5BU.....	L-1	PP855-21.....	G-13	PP925W.....	B-3
PP820-15.....	H-20	PP826-20.....	F-12	PP835-30.....	I-19	PP840-6.....	L-2	PP855-25.....	G-12	PP92PC.....	G-2
PP820-16.....	H-21	PP826-21.....	F-12	PP835-31.....	I-19	PP840-6BLK.....	L-2	PP855-26.....	G-12	PP930W.....	B-4
PP820-17.....	H-20	PP826-22.....	F-17	PP835-33.....	I-13	PP840-7.....	L-3	PP855-3.....	L-7	PP93PC.....	G-2
PP820-19.....	H-21	PP826-3.....	F-17	PP835-34.....	I-18	PP840-7BU.....	L-3	PP855-30.....	L-8	PP940W.....	B-1
PP820-2.....	H-18	PP826-34.....	F-13	PP835-35.....	I-22	PP840-8.....	L-3	PP855-31.....	L-8	PP941W.....	B-1
PP820-20.....	H-21	PP826-4.....	F-17	PP835-36.....	I-18	PP840-8BU.....	L-3	PP855-32.....	L-8	PP943W.....	B-1
PP820-22.....	H-23	PP826-50.....	K-7	PP835-38.....	I-8	PP840-9.....	L-4	PP855-35.....	B-11	PP944W.....	B-5
PP820-23.....	H-23	PP826-60.....	F-18	PP835-39.....	I-18	PP841-1.....	L-3	PP855-39.....	B-12	PP945W.....	B-5
PP820-24.....	H-23	PP826-61.....	F-18	PP835-41.....	I-18	PP841-2.....	L-3	PP855-4.....	L-7	PP946W.....	B-2
PP820-25.....	H-23	PP826-62.....	F-18	PP835-49.....	I-11	PP841-3.....	L-3	PP855-41.....	L-7	PP9-4CP.....	A-7
PP820-26.....	H-24	PP826-64.....	F-13	PP835-5.....	I-14	PP841-4.....	L-3	PP855-5.....	L-7	PP94PC.....	G-2
PP820-27.....	H-20	PP826-65.....	F-18	PP835-50.....	I-11	PP845-1.....	L-4	PP855-50.....	L-7	PP950W.....	B-2
PP820-28.....	H-24	PP826-66.....	F-18	PP835-51.....	I-17	PP845-10.....	L-4	PP855-60.....	A-12	PP955W.....	B-10
PP820-29.....	H-24	PP826-67.....	F-18	PP835-52.....	I-16	PP845-11.....	L-4	PP855-68.....	H-25	PP956.....	B-10
PP820-3.....	H-19	PP826-72.....	F-18	PP835-53.....	I-17	PP845-14.....	L-5	PP855-68PB.....	H-25	PP960W.....	B-1
PP820-30.....	H-24	PP826-74.....	F-18	PP835-56.....	I-21	PP845-15.....	L-5	PP855-68WH.....	H-26	PP965.....	B-11
PP820-31.....	H-24	PP826-75.....	F-18	PP835-57.....	A-12	PP845-16.....	L-5	PP855-70.....	B-12	PP966.....	B-10
PP820-34.....	H-23	PP826-76.....	F-18	PP835-58.....	I-4	PP845-17.....	L-5	PP855-71.....	J-2	PP9-6CP.....	A-7
PP820-37.....	H-24	PP826-77.....	F-18	PP835-6.....	I-5	PP845-18.....	L-5	PP855-72.....	J-2	PP96PC.....	A-10
PP820-39.....	H-19	PP826-80.....	H-27	PP835-60.....	I-5	PP845-19.....	L-5	PP855-73.....	J-2	PP97PC.....	A-10
PP820-4.....	H-19	PP826-81.....	H-26	PP835-61.....	I-14	PP845-2.....	L-5	PP855-74.....	J-2	PP9-8CP.....	A-7
PP820-40.....	H-24	PP826-91.....	N-1	PP835-62.....	I-1	PP845-25.....	L-5	PP855-75.....	A-12	PP98PC.....	A-10
PP820-42.....	H-19	PP826-92.....	N-1	PP835-63PB.....	I-5	PP845-26.....	L-5	PP855-77.....	A-13	PP9906-1.....	I-15
PP820-43.....	H-20	PP827-9.....	C-1	PP835-64.....	I-5	PP845-28.....	L-5	PP855-77.....	B-11	PP999W.....	B-9
PP820-44.....	J-3	PP828-1.....	I-13	PP835-65.....	I-5	PP845-29.....	L-5	PP855-78.....	B-12	PP99PC.....	G-2
PP820-45.....	H-25	PP828-47.....	K-2	PP835-66.....	I-1	PP845-3.....	L-5	PP855-79.....	B-12		
PP820-46.....	J-3	PP828-49.....	K-2	PP835-67.....	I-6	PP845-4.....	L-5	PP855-8.....	L-8		
PP820-5.....	H-19	PP828-49BN.....	K-2	PP835-68.....	I-12	PP845-6.....	L-6	PP855-85BU.....	L-8		
PP820-50.....	H-23	PP828-50.....	K-1	PP835-70.....	I-14	PP845-7.....	L-6	PP855-8BU.....	L-8		
PP820-55.....	H-25	PP828-50BN.....	K-1	PP835-71.....	I-2	PP850-1.....	J-1	PP855-9.....	A-11		
PP820-6.....	H-19	PP828-51.....	K-2	PP835-73.....	I-4	PP850-12.....	J-3	PP856-10BU.....	L-9		
PP820-60.....	H-25	PP828-51BN.....	K-2	PP835-74.....	I-2	PP850-13.....	J-2	PP856-11BU.....	L-9		
PP820-65.....	H-25	PP828-52.....	K-2	PP835-76.....	I-1	PP850-15.....	J-3	PP856-12BU.....	L-9		
PP820-7.....	H-20	PP828-52BN.....	K-2	PP835-77.....	I-2	PP850-17.....	H-4	PP856-25.....	L-8		
PP820-70.....	B-10	PP828-62.....	K-2	PP835-8.....	I-13	PP850-18.....	J-1	PP856-80PC.....	C-1		
PP820-71.....	H-21	PP82SS.....	E-6	PP835-80.....	I-7	PP850-19.....	J-1	PP857-1.....	G-3		
PP820-72.....	H-22	PP830-1.....	I-10	PP835-81.....	I-6	PP850-2.....	J-1	PP857-2.....	G-3		
PP820-73.....	H-22	PP830-10.....	I-10	PP835-82.....	I-6	PP850-3.....	J-2	PP857-3.....	G-3		
PP820-75.....	A-10	PP830-11.....	I-10	PP835-85.....	I-4	PP850-4.....	J-2	PP857-4.....	G-4		
PP821-39.....	F-17	PP830-12.....	I-9	PP835-86.....	I-6	PP850-5.....	J-2	PP857-5.....	G-4		
PP823-00.....	G-1	PP830-15.....	I-11	PP835-88.....	I-12	PP850-50.....	J-3	PP857-6.....	G-23		
PP825-10.....	K-3	PP830-17.....	I-9	PP835-89.....	I-6	PP850-52.....	J-3	PP863-11.....	F-13		
PP825-10BN.....	K-3	PP830-2.....	I-11	PP836-00.....	I-6	PP850-53.....	J-3	PP863-50.....	F-12		
PP825-10PB.....	K-3	PP830-21.....	I-8	PP836-1.....	I-21	PP850-6.....	J-1	PP874-00PC.....	C-1		
PP825-11.....	K-3	PP830-22.....	I-9	PP836-16.....	I-1	PP850-60.....	J-4	PP888-1.....	G-13		
PP825-11BU.....	K-3	PP830-23.....	I-9	PP836-2.....	I-21	PP850-61.....	J-4	PP888-10.....	G-13		
PP825-13.....	K-1	PP830-3.....	I-12	PP836-20.....	I-22	PP850-64.....	J-5	PP888-11.....	G-13		
PP825-14.....	K-1	PP830-30.....	I-10	PP836-25.....	I-1	PP850-65.....	J-4	PP888-12.....	G-13		
PP825-15.....	K-1	PP830-34.....	I-15	PP836-26.....	I-1	PP850-66.....	J-4	PP888-3.....	G-13		
PP825-19.....	K-3	PP830-4.....	I-11	PP836-28.....	I-2	PP850-67.....	J-4	PP888-4.....	G-13		
PP825-2.....	K-1	PP830-47.....	I-15	PP836-30.....	I-3	PP850-69.....	J-4	PP890-4.....	P-1		
PP825-20.....	K-3	PP830-49.....	I-20	PP836-31.....	I-3	PP850-7.....	J-1	PP891-2.....	P-1		
PP825-21.....	K-4	PP830-5.....	I-8	PP836-32.....	I-3	PP850-74.....	J-5	PP891-3.....	P-1		
PP825-25.....	K-4	PP830-56.....	I-20	PP836-35.....	I-3	PP850-8.....	J-1	PP891-4.....	P-1		
PP825-3.....	K-1	PP830-8.....	I-10	PP836-36.....	I-3	PP850-80.....	J-5	PP891-6.....	P-1		
PP825-30.....	K-4	PP834-5.....	I-17	PP836-37.....	I-13	PP850-81.....	J-5	PP895-3.....	P-2		
PP825-30BN.....	K-4	PP835-1.....	I-15	PP836-39.....	I-3	PP850-9.....	J-1	PP895-5.....	P-2		
PP825-30BX.....	K-4	PP835-10.....	I-14	PP836-41.....	I-18	PP851-1.....	J-2	PP897-5.....	P-1		
PP825-31.....	K-4	PP835-11.....	I-13	PP836-44.....	I-22	PP853-03PCDC.....	C-1	PP898-1.....	P-1		
PP825-31BN.....	K-5	PP835-12.....	I-14	PP836-48.....	I-6	PP853-07PCDC.....	C-1	PP898-2.....	P-1		
PP825-31PB.....	K-5	PP835-13.....	I-15	PP836-55.....	I-22	PP854-1.....	L-6	PP898-3.....	P-1		
PP825-32.....	K-5	PP835-14.....	I-20	PP836-73.....	I-4	PP854-15.....	L-6	PP898-4.....	P-1		
PP825-36.....	K-5	PP835-15.....	I-21	PP836-74.....	I-4	PP854-2.....	L-7	PP898-5.....	P-1		
PP825-36BN.....	K-5	PP835-150.....	I-20	PP840-1.....	L-3	PP854-21.....	L-7	PP8PC.....	E-2		
PP825-37.....	K-6	PP835-151.....	I-21	PP840-10.....	L-4	PP854-6.....	L-6	PP9000PC.....	K-3		

--	--	--	--	--	--

INDEX

Plumb Pak[®]

An affiliate of United Plumbing Technologies

UNITED PLUMBING TECHNOLOGIES

MAILING ADDRESS:

P.O. Box 310159
Newington, CT 06131-0159

CORPORATE HEADQUARTERS:

1170 Main Street, Newington, CT 06111 • Telephone: (860) 666-3342
Toll Free: 1-800-243-0526 • Fax: (860) 665-0374

Plant Locations:

USA:

Newington, CT 06111
Norcross, GA 30071
Sparks, NV 89431
Winchester, NH 03470

CANADA:

Montreal H4B 2Z1
Coaticook, Quebec J1A2G2

Call 1-800-243-0526 for more information
or visit us at www.plumbpak.com

