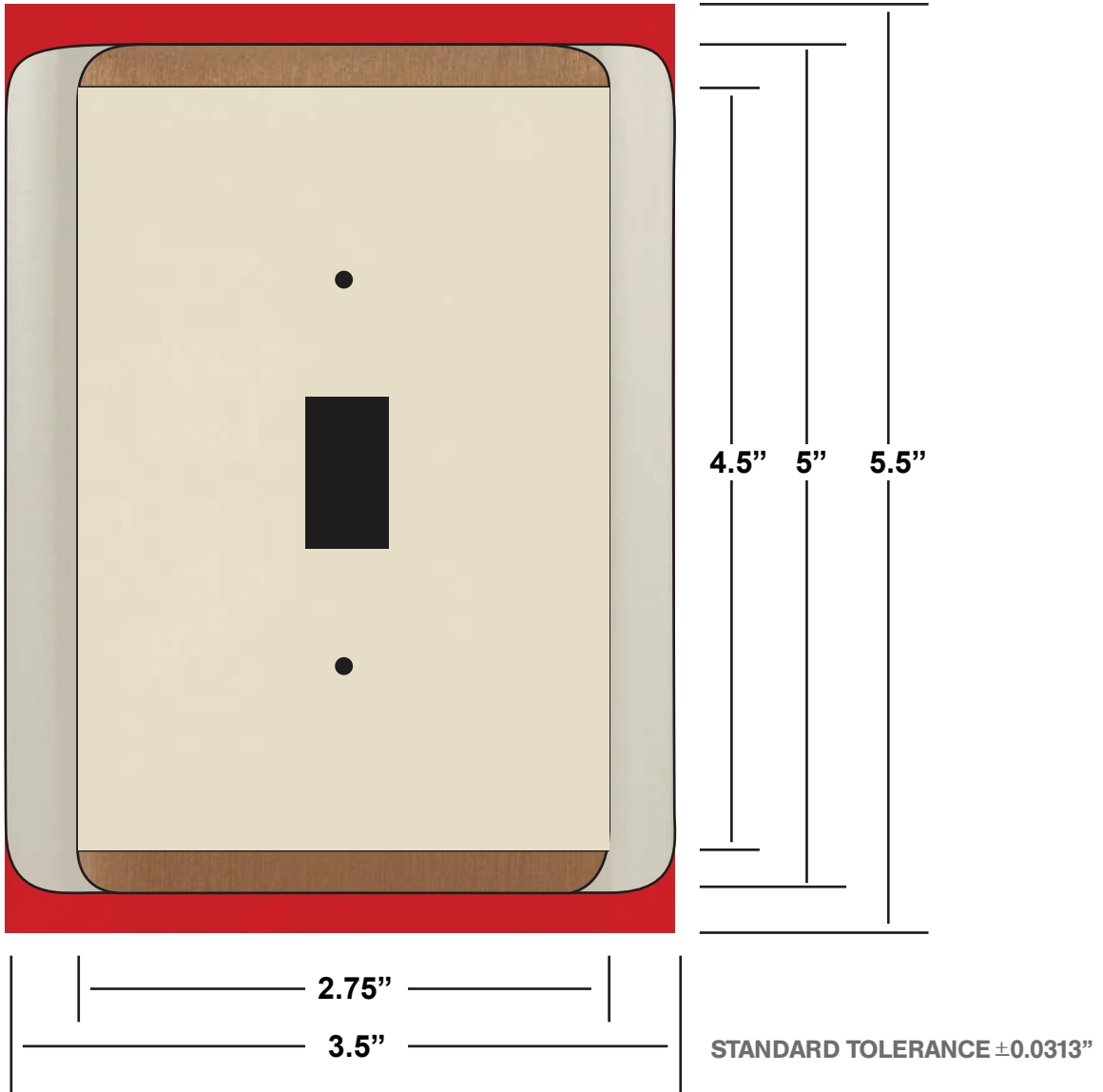
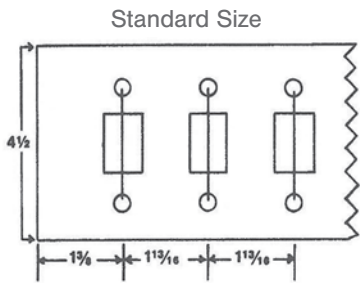


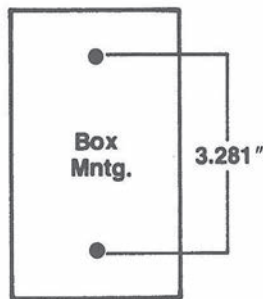
Full Scale Dimensions



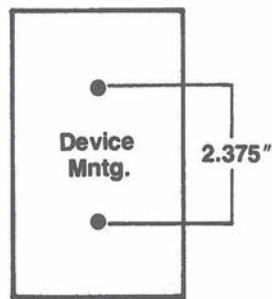
Screw Hole Dimensions




Examples:



Blank



Toggle
Single
Receptacle



Interchangeable
(Despard)
GFI

Refer to the dimensional drawings within our Opening Selector Guide

Dimensions by Style

Standard Shape

1 gang	4.5" x 2.75"
2 gang	4.5" x 4.562"
3 gang	4.5" x 6.375"
4 gang	4.5" x 8.187"
5 gang	4.5" x 10.00"
6 gang	4.5" x 11.812"
7 gang	4.5" x 13.625"
8 gang	4.5" x 15.437"
9 gang	4.5" x 17.25"
10 gang	4.5" x 19.062"
11 gang	4.5" x 20.875"
12 gang	4.5" x 22.687"
13 gang	4.5" x 24.50"
14 gang	4.5" x 26.312"
15 gang	4.5" x 28.125"
16 gang	4.5" x 29.937"
17 gang	4.5" x 31.75"
18 gang	4.5" x 33.687"
19 gang	4.5" x 35.50"
20 gang	4.5" x 37.312"

Jumbo / Oversize (SL)

1 gang	5.5" x 3.50"
2 gang	5.5" x 5.50"
3 gang	5.5" x 7.50"
4 gang	5.5" x 9.50"
5 gang	5.5" x 11.50"
6 gang	5.5" x 13.50"
7 gang	5.5" x 15.50"
8 gang	5.5" x 17.50"

Princess Shape (PRL)

1 gang	5" x 2.75"
2 gang	5" x 4.562"
3 gang	5" x 6.375"
4 gang	5" x 8.187"
5 gang	5" x 10.00"
6 gang	5" x 11.812"

Maxi Shape (MP)

1 gang	5" x 3.50"
--------	------------

Thermoplastic Standard Size

1 gang	4.5" x 2.76"
2 gang	4.5" x 4.57"
3 gang	4.5" x 6.38"
4 gang	4.5" x 8.19"
5 gang	4.5" x 10.03"
6 gang	4.5" x 11.81"

Thermoplastic Midi Size

1 gang	4.88" x 3.11"
2 gang	4.88" x 4.92"
3 gang	4.88" x 6.77"
4 gang	4.88" x 8.58"

STANDARD TOLERANCE ± 0.0313 "

*Dimensions for Deep and Narrow Plates see
Pages A65 & A66.*

*Note: Standard Size and Jumbo/Oversize plates (beveled edge) can be made available in custom sizes.
Princess and Maxi Shape plates, as well as thermoplastic plates, are only available up to 6 gangs.*