

148-153 QuantumOne™

Elongated Front, SmartHeight™, Vitreous China, Two-Piece Toilet



Features

- High efficiency (HET), pressure assist vessel
- 1.0 gpf / 3.8 lpf ultra-low water consumption
- SAVES up to 40% more water than conventional 1.6 gpf flushing systems
- SmartHeight™ (16-1/2" bowl)
- 12" rough-in
- Trip levers
 - Model 45 left hand, chrome-plated metal trip lever
 - Model 47 chrome-plated push button actuator
 - Model 49 right hand, chrome-plated metal trip lever
- 2-1/8" glazed trapway
- The Mansfield® limited lifetime warranty (china)
- Ten year limited vessel warranty
- Available in White and Standard Colors: Biscuit and Bone







Elongated Front






Model 148-153
Toilet seat not included

Components

Model #	Description	Codes/Standards
148-153	Elongated front, SmartHeight™ pressure-assist, two-piece toilet. Less toilet seat and supply. Specify color.	   
148	Elongated front, SmartHeight™ toilet bowl only. Less toilet seat. Specify color.	
153	Pressure-assist tank and cover only with left hand, chrome-plated metal trip lever. Less supply. Specify color.	

Other Options:

153RH	Same as model 153, except with right hand, chrome-plated, metal trip lever.	  
154	Same as model 153, except with push button actuator.	

148-153 QuantumOne™

Elongated Front, SmartHeight™, Vitreous China, Two-Piece Toilet

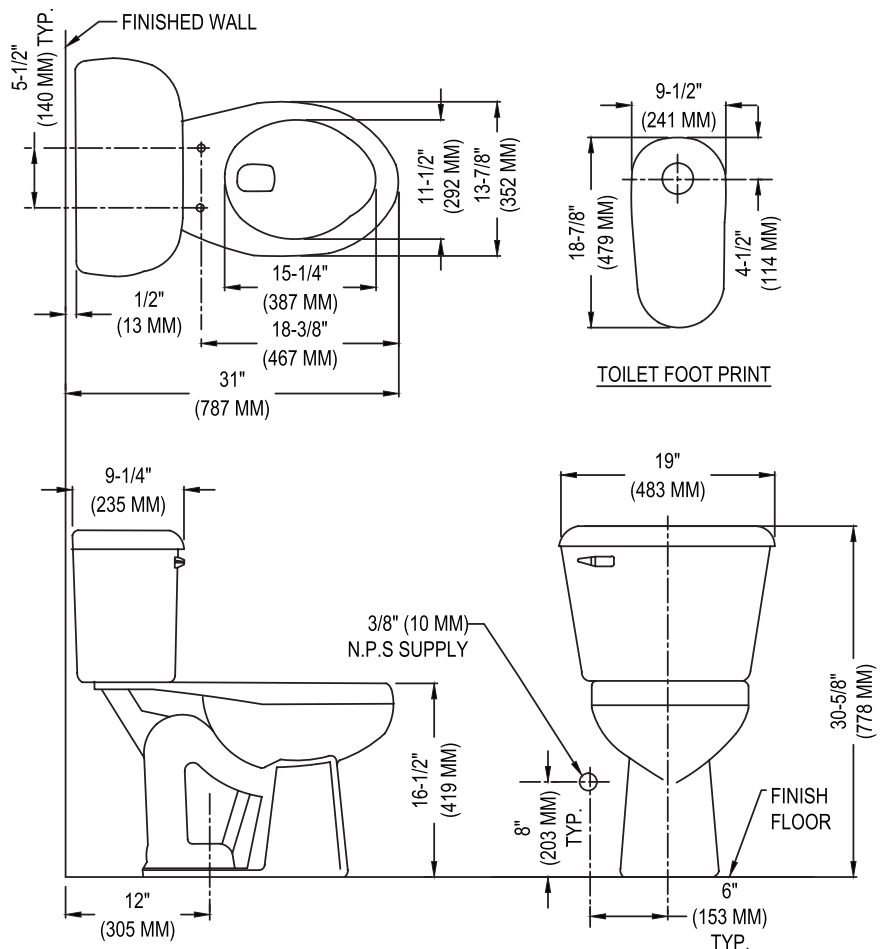


Specifications

Model #	Description	Codes/Standards
148-153	Elongated front (1.0 gpf/3.8 lpf) two-piece toilet	   

Specification	Description	Specification	Description
Material	Vitreous China	Trap Diameter	2-1/8"
Water Pressure Range	35 to 80 PSI	Trap Seal	3"
Flush System	Flushmate IV™ Pressure Assist Vessel	Rough-in	12"
Water Usage	1.0 gpf / 3.8 lpf	Shipping Weight	Model 148 - 52 lbs. (23.5 kg) Model 153/153RH/154 - 41 lbs. (18.5 kg)
Water Surface Area	9-1/4" X 11-3/8"	Warranty	Vitreous China - Limited Lifetime Tank Trim - Limited One Year
MaP Rating	1000 grams		

Technical Information



See our complete line of acrylic and vitreous china bathroom fixtures, plastic tank trim and plumbing products.

These dimensions are nominal and subject to change without notice.

Fixture performance and specifications meet or exceed ASME A112.19.2-2008/CSA B45.1-08 standards, and other state and local codes.