

**PRODUCT SPECIFICATIONS**

Elkay Outdoor Pedestal Fountain Non-Filtered Non-Refrigerated Freeze Resistant. Features shall include 316 Stainless, Heavy Duty Vandal Resistant, Sealed Freeze Resistant. Furnished with Vandal Resistant bubbler. Mechanical Front Bubbler Button activation. Product shall be Floor Mount/Freestanding, for Outdoor applications, serving 1 station(s).

<b>Special Features:</b>	316 Stainless, Heavy Duty Vandal Resistant, Sealed Freeze Resistant
<b>Finish:</b>	Black (BK), Blue (BLU), Evergreen (EVG), Gray (GRY), Powder Coat (12 Color Options)
<b>Power:</b>	No Electrical Required
<b>Bubbler Style:</b>	Vandal Resistant
<b>Activation by:</b>	Mechanical Front Bubbler Button
<b>Mounting Type:</b>	Floor Mount/Freestanding
<b>Chilling Capacity:</b>	Non-refrigerated
<b>Dimensions (L x W x H):</b>	14" x 14" x 40-5/16"
<b>Approx. Shipping Weight:</b>	129 lbs.
<b>Installation Location:</b>	Outdoor
<b>No. of Stations Served:</b>	1

\*\*When used in non-temperature controlled environments, unit(s) must be adequately winterized and/or protected from extreme heat to prevent damage where climates dictate.

- Mechanically-Activated bubbler continues to supply water in event of service disruptions.
- Base material constructed from marine-grade 316 stainless steel provides the ultimate corrosion protection from even the most corrosive elements.
- Sealed Freeze Resistant Valve System: Fully sealed freeze resistant system that minimizes chance of ground water contamination, and prevents drain water from mixing with fresh water. Designed for ground installation below the frost line.



**Included with Product:** Outdoor Fountain, Freeze Resistant Valve Assembly

**Ships in one box.**  
A Century of Tradition and Quality.  
For more than 100 years, Elkay has been making innovative products and providing exceptional customer care. We take pride in offering plumbing products that make life easier, inspire change and leave the world a better place.

**PRODUCT COMPLIANCE**

ASME A112.19.3/CSA B45.4  
Buy American Act  
NSF/ANSI 61 & 372 (lead free)



[Installation Instructions \(PDF\) - 1000003951](#)

**Warranty pertains to drinking water applications only. Non-drinking water applications are not covered under warranty.**

[Warranty \(PDF\)](#)

PART: \_\_\_\_\_ QTY: \_\_\_\_\_

PROJECT: \_\_\_\_\_



CONTACT: \_\_\_\_\_

DATE: \_\_\_\_\_

NOTES: \_\_\_\_\_

APPROVAL: \_\_\_\_\_

*In keeping with our policy of continuing product improvement, Elkay reserves the right to change product specifications without notice. Please visit [elkay.com](http://elkay.com) for the most current version of Elkay product specification sheets. This specification describes an Elkay product with design, quality, and functional benefits to the user. When making a comparison of other producers' offerings, be certain these features are not overlooked.*

Optional Accessories		
<a href="#">LK4471LHB</a>	Locking Hose Bib <a href="#">Spec Sheet (PDF)</a>	
<a href="#">97890C</a>	Accessory - Direct Bury Adaptor <a href="#">Spec Sheet (PDF)</a>	

*In keeping with our policy of continuing product improvement, Elkay reserves the right to change product specifications without notice. Please visit [elkay.com](http://elkay.com) for the most current version of Elkay product specification sheets. This specification describes an Elkay product with design, quality, and functional benefits to the user. When making a comparison of other producers' offerings, be certain these features are not overlooked.*

**MOUNTING INSTRUCTIONS and  
PLUMBING INSTRUCTIONS**

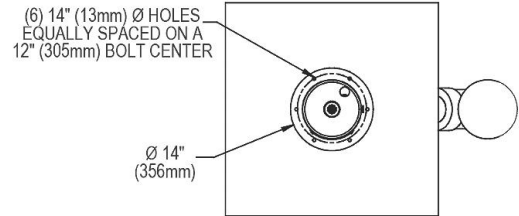
Site and drainage excavation is required for fountain installation. Refer to owner's manual for site preparation details. Provide solid, well-drained surface to mount pedestal fountain (concrete pad recommended) with adequate support (300 lb. load minimum). (6) 3/8" minimum fasteners (not included) should be attached securely to mounting surface in order to secure fountain, (Refer to rough-in diagram), and be sure to allow an opening for the freeze-resistant valve in the ground as shown in the installation instructions that accompany the fountain. (Refer to the rough-in diagram below). Refer to local codes for any additional requirements.

Locate and install plumbing through ground as required. Assemble fountain to prepared site and mounting pad.

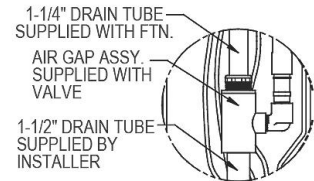
**NOTE: Fountain is not furnished with service valve.** Position pedestal over plumbing and secure base to fasteners. Remove access panels and connect supply and water lines. Turn on water supply and check for leaks. Refer to owner's manual for detailed instructions. Reassemble access panels to pedestal. Trap and service stop not included.

**OPERATING PRESSURES:**  
Supply water 20 - 105 psi maximum

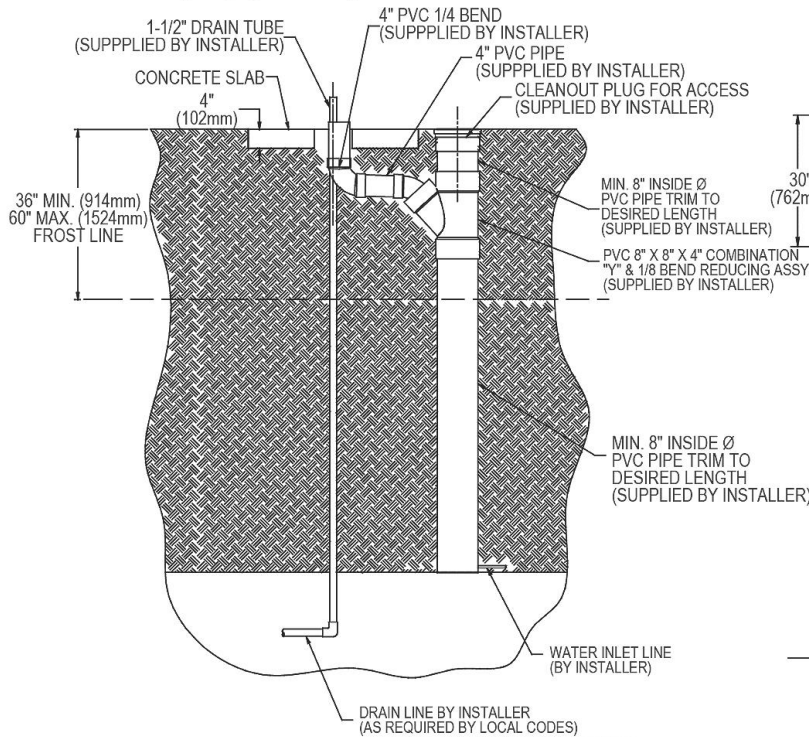
**TOP VIEW**



**DETAIL A  
AIR GAP / VACUUM BREAKER**

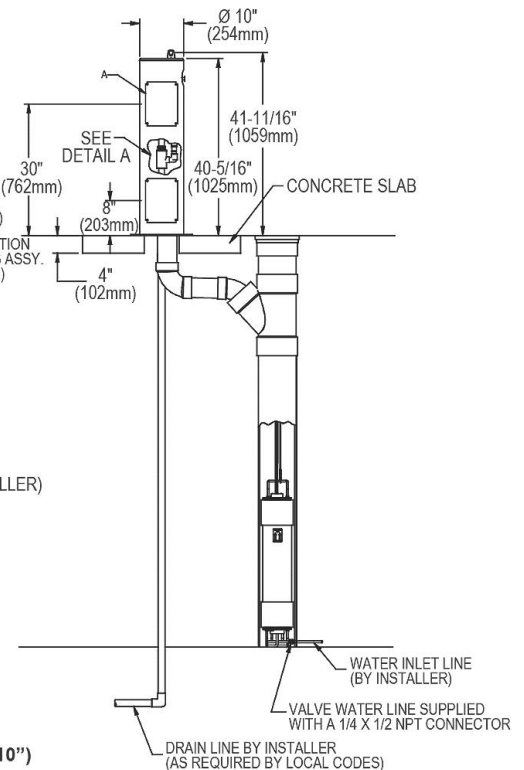


**SANITARY FREEZE-RESISTANT VALVE  
GROUND INSTALL DETAIL**



**LEGEND**  
A = Access panel (8" X 10")

**SIDE VIEW**



In keeping with our policy of continuing product improvement, Elkay reserves the right to change product specifications without notice. Please visit [elkay.com](http://elkay.com) for the most current version of Elkay product specification sheets. This specification describes an Elkay product with design, quality, and functional benefits to the user. When making a comparison of other producers' offerings, be certain these features are not overlooked.