

Features

- Designed in collaboration with Studio McGee
- Two cross handles offer separate control of hot and cold water
- 8" (203 mm) spout reach
- 11.0 gpm (41.6 lpm) maximum bath faucet flow rate at 45 psi (3.1 bar)
- Coordinates with other products in the Castia collection
- Requires valve (sold separately)

Material

- Premium metal construction for durability and reliability
- KOHLER® finishes resist corrosion and tarnishing

Installation

- Wall-mount

Required Products/Accessories

For wall-mount installation
K-20716-K Two-handle wall-mount bath faucet valve

Recommended Products/Accessories

K-35925 18" towel bar
K-35926 24" towel bar
K-35927 Double robe hook
K-35928 Towel ring
K-35929 Toilet paper holder
K-23723 Faucet cleaner
K-23726 Drain treatment



ADA **CSA B651** **OBC**

Codes/Standards


ASME A112.18.1/CSA B125.1
ADA
ICC/ANSI A117.1
CSA B651
OBC
IAPMO Certification

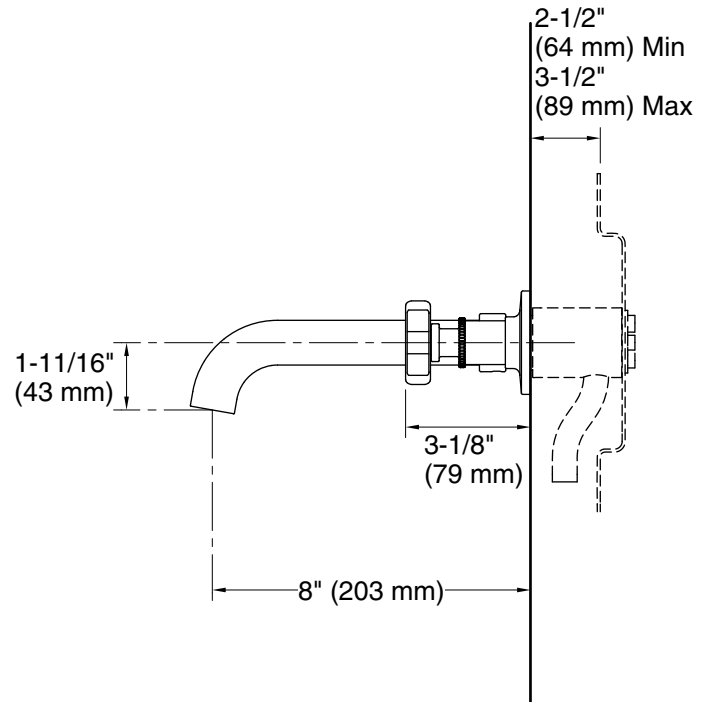
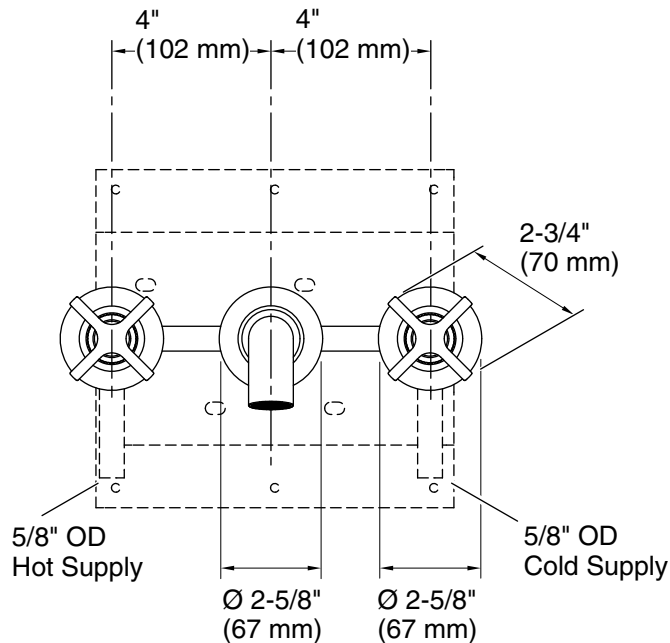
KOHLER® Faucet Lifetime Limited Warranty

See website for detailed warranty information.

Available Colors/Finishes

Color tiles intended for reference only.

Color	Code	Description
	CP	Polished Chrome
	SN	Vibrant® Polished Nickel
	BN	Vibrant® Brushed Nickel
	BL	Matte Black
	2MB	Vibrant® Brushed Moderne Brass



Technical Information

All product dimensions are nominal.

Drain included: No

Spout:

Spout reach: 8" (203 mm)

Notes

Install this product according to the installation instructions.

ADA, OBC, CSA B651 compliant when installed to the specific requirements of these regulations.