

Features

- Two lever handles offer separate control of hot and cold water.
- 8-9/16" (217 mm) spout reach with slip-fit connection and diverter knob.
- Coordinates with other products in the Tone collection.

Material

- Premium metal construction for durability and reliability.
- KOHLER finishes resist corrosion and tarnishing.

Installation

- Deck- or bath-mount.
- Trim only, requires valve to complete installation.

Required Products/Accessories

K-438-K High-Flow Bath Valve with Diverter

Recommended Products/Accessories

K-23723 Faucet cleaner
K-29478 Deck-mount handshower holder with hose
K-21335-G 1.75 gpm multifunction handshower
K-27425 18" towel bar
K-27426 24" towel bar
K-27427 Robe hook
K-27428 Towel ring
K-27429 Pivoting toilet paper holder



ADA

CSA B651

OBC

Codes/Standards







ASME A112.18.1/CSA B125.1
ADA
ICC/ANSI A117.1
CSA B651
OBC

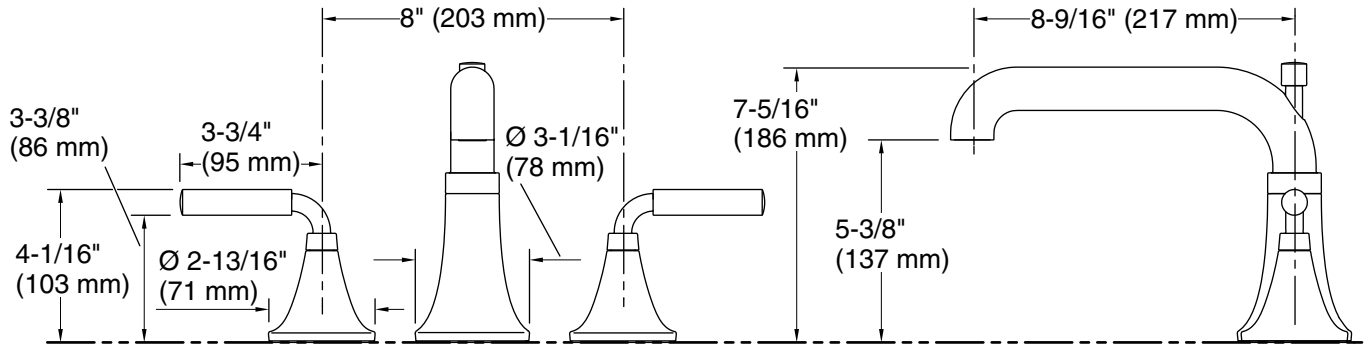
KOHLER® Faucet Lifetime Limited Warranty

See website for detailed warranty information.

Available Colors/Finishes

Color tiles intended for reference only.

Color	Code	Description
	CP	Polished Chrome
	BN	Vibrant® Brushed Nickel
	BL	Matte Black
	2MB	Vibrant® Brushed Moderne Brass
	BMB	Matte Black with Moderne Brass
	CBL	Matte Black with Polished Chrome



Technical Information

All product dimensions are nominal.

Drain included: No

Notes

Install this product according to the installation instructions.

ADA, OBC, CSA B651 compliant when installed to the specific requirements of these regulations.