

### Features

- One-piece wall-hung toilet.
- Compact elongated bowl with 3" glazed trapway offers added comfort while occupying the same space as a round-front bowl.
- Mounting hardware is completely concealed, giving Veil a sleek, seamless look that is easy to clean.
- Dual-flush actuator offers a choice of 0.8 or 1.6 gallons per flush (gpf).
- Includes Grip Tight Reveal Q3 seat, wall-hung bowl, flush actuator, and in-wall carrier.
- Supply line not included.
- Large flush actuator plate can be removed for easy access to inner tank.

### Technology

- Dual-flush technology allows you to choose between a full- or partial-flush.

### Installation

- Fully insulated in-wall tank and carrier system with rigid solid steel tube frame for 2" x 6" installation.
- Adjustable durable steel frame carrier allows the bowl to be set anywhere from 15-3/8 inches to 28-1/2 inches from floor.

### Water Conservation & Rebates

- WaterSense® toilets meet strict EPA flushing guidelines, including using at least 20 percent less water than 1.6-gallon toilets.
- Eligible for consumer rebates in some municipalities.

### Components

Product includes:

- K-6284 2"x6" In-Wall Tank and Carrier System
  - K-6299 Wall-Hung Elongated Toilet Bowl
  - K-6298 Flush Actuator Plate
- Additional included component/s: Toilet Seat.



### Codes/Standards






- ASME A112.19.2/CSA B45.1
- ASME A112.19.14
- ASME A112.6.2
- DOE - Energy Policy Act 1992
- EPA WaterSense®

### KOHLER® One-Year Limited Warranty

See website for detailed warranty information.

### Available Color/Finishes

*Color tiles intended for reference only.*

Color	Code	Description
	0	White
	96	Biscuit
	47	Almond
	NY	Dune
	7	Black Black™

