

Features

- For use with the K-18829 2" x 4" in-wall tank and carrier system.

Required Products/Accessories

For wall-mount installation

K-18829 2" x 4" In-wall tank and carrier system

Recommended Products/Accessories

K-23251-F Flush actuator plate

K-23252-F Dual-flush actuator plate

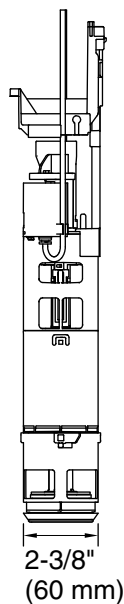
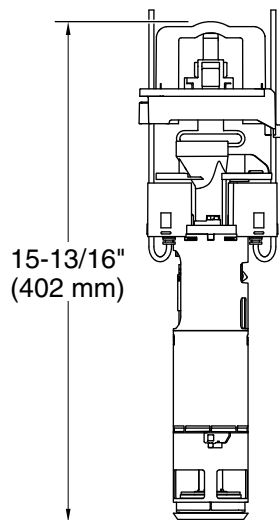
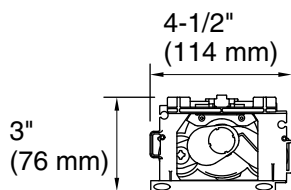


Codes/Standards

ASME A112.19.5/CSA B45.15

KOHLER® One-Year Limited Warranty

See website for detailed warranty information.



Technical Information

All product dimensions are nominal.

Toilet type: In-wall tank, In-wall mount

Waste Outlet: Wall

Flush type: Gravity washdown

Water Consumption

Full: 1.6 gpf (6 lpf)

Reduced: 0.8 gpf (3 lpf)

Fixture Supply Requirements

Max static pressure: 80 psi (551.6 kPa)

Notes

Install this product according to the installation instructions.