



# Revel®

## Frameless Pivot Shower Door

### K-707536-L

#### Features

- Vertical handle complements the contemporary style.
- CleanCoat® technology creates a protective barrier that repels water, prevents dirt and minerals from collecting, and makes it easier to remove hard water spots.

#### Material

- Frameless, 5/16" (8mm) thick Crystal Clear tempered glass.

#### Technology

- Self-closing mechanism offers superior performance and security against water leakage.
- Ultra-low threshold creates easy entry and exit to the showering space.
- Maximum width adjustability.

#### Installation

- Out-of-plumb adjustability simplifies installation.
- Door can be installed to open to the left or right to suit your bathroom layout.
- Pivot shower door.
- Not for use in hospitality.
- For residential use only.

#### Recommended Products/Accessories

K-23723 Faucet cleaner

#### Included Components

Additional Components:  
Hardware kit



#### Codes/Standards

ANSI Z97.1




CPSC 16CFR 1201

#### KOHLER® One-Year Limited Warranty

See website for detailed warranty information.

#### Available Colors/Finishes

*Color tiles intended for reference only.*

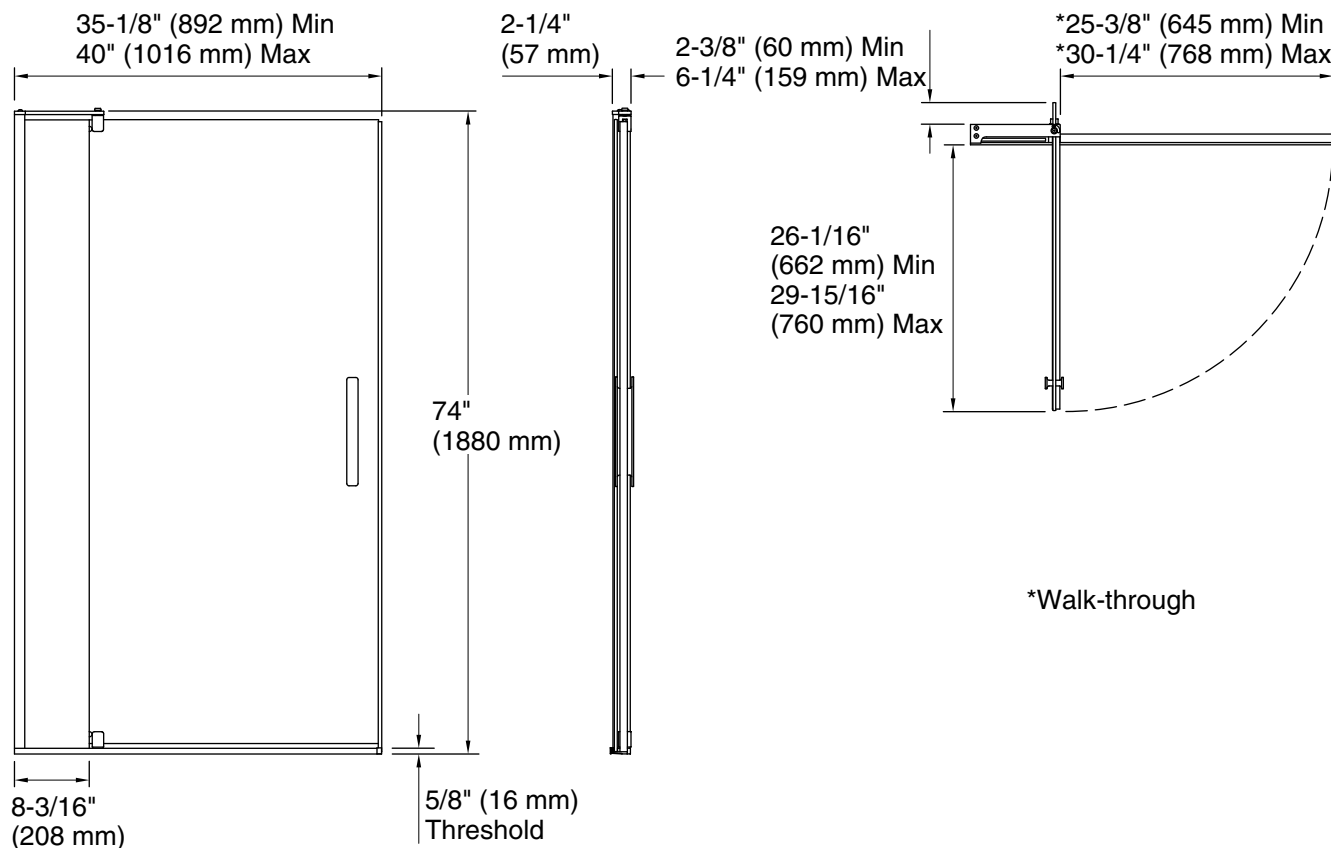
Color	Code	Description
	SHP	Bright Polished Silver
	ABZ	Anodized Dark Bronze
	BNK	Anodized Brushed Nickel

#### Available Glass Options

Code	Description
L	Crystal Clear



**Revel®**  
Frameless Pivot Shower Door  
**K-707536-L**



\*Walk-through

**Technical Information**

All product dimensions are nominal.

Installation type:	For shower base installation
Opening style:	Pivot
Opening Width - Min:	35-1/8" (892 mm)
Opening Width - Max:	40" (1016 mm)
Walk-through - Min:	25-3/8" (645 mm)
Walk-through - Max:	30-1/4" (768 mm)
Base-To-Wall Radius - Max:	3/8" (10 mm)
Glass thickness:	5/16" (8 mm)
Glass coating:	CleanCoat®

**Notes**

Install this product according to the installation guide.

Strike jamb is made of clear plastic and may not cover existing shower door holes.

NOTICE: The vertical opening should be a minimum of 78" (2032 mm) to allow clearance for installation.