



# Cape Dory®

Top-mount Kitchen Sink  
**K-5863-4**

## Features

- 33" (838 mm) minimum base cabinet width.
- Single bowl.
- 9" (229 mm) depth provides generous workspace.
- Three faucet holes with one accessory hole to the right.

## Material

- KOHLER® enameled cast iron.

## Installation

- Top-mount.

## Recommended Products/Accessories

K-6063 Sink Rack  
K-8801 Sink Strainer  
K-8799 Sink Strainer  
K-23726 Drain treatment  
K-23725 Cast iron cleaner

## Optional Products/Accessories

K-6637 Cutting Board  
K-11352 Disposal Flange with Stopper  
K-9000 P-Trap



## Codes/Standards





ASME A112.19.1/CSA B45.2

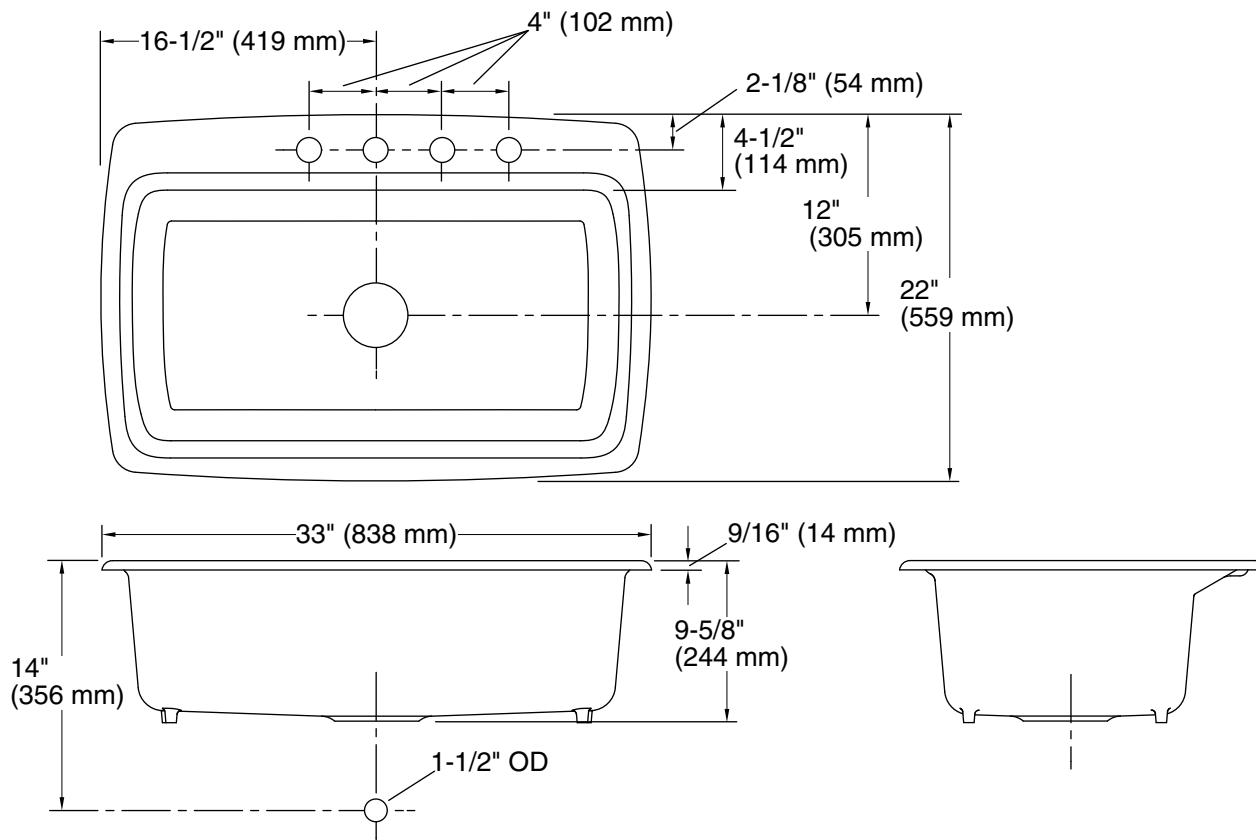
## KOHLER® Enameled Cast Iron Kitchen Sink Lifetime Limited Warranty

See website for detailed warranty information.

## Available Colors/Finishes

*Color tiles intended for reference only.*

Color	Code	Description
	0	White
	96	Biscuit
	47	Almond
	7	Black Black™



## Technical Information

All product dimensions are nominal.

Bowl configuration:	Single
Installation:	Top-mount
Cutout:	Top-mount, 30-1/2" x 20-1/8" (775 mm x 511 mm) with 1-1/2" (38 mm) radius corners
Min. base cabinet width:	33" (838 mm)
Bowl area:	Length: 29" (737 mm) Width: 15" (381 mm) Bowl depth: 9" (229 mm)
Number of deck holes:	4
Faucet hole spacing:	4" (102 mm)
Faucet hole(s):	1-3/8" (35 mm)
Drain hole:	3-5/8" (92 mm)

## Notes

Install this product according to the installation instructions.