



## Iron Plains® Rectangle Wading Pool®

Vessel bathroom sink  
**K-5400-P5**

### Features

- Rectangular basin.
- Overflow drain.
- Iron Black painted underside.

### Material

- KOHLER® enameled cast iron.

### Installation

- No faucet holes; requires wall- or counter-mount faucet.
- Vessel.

### Recommended Products/Accessories

K-23726 Drain treatment  
K-23725 Cast iron cleaner

### Optional Products/Accessories

52047 Clamp Accessory Pack, 4 Ea.

### Included Components

Additional Components:  
1193643 Basin clamps



ADA

CSA B651

### Codes/Standards












ASME A112.19.1/CSA B45.2  
ADA  
ICC/ANSI A117.1  
CSA B651

### Lifetime Limited Warranty for KOHLER® Cast Iron Components

See website for detailed warranty information.

### Available Colors/Finishes

*Color tiles intended for reference only.*

| Color   | Code | Description  |
|---|------|--------------|
|  | 0    | White        |
|  | FF   | Sea Salt™    |
|  | 96   | Biscuit      |
|  | FD   | Cane Sugar™  |
|  | NY   | Dune         |
|  | G9   | Sandbar      |
|  | K4   | Cashmere     |
|  | FT   | Basalt       |
|  | 20   | Suede        |
|  | KA   | Black 'n Tan |
|  | 7    | Black Black™ |

1-800-4KOHLER (1-800-456-4537)

Kohler Co. reserves the right to make revisions without notice to product specifications.  
For the most current Specification Sheet, go to [www.kohler.com](http://www.kohler.com).

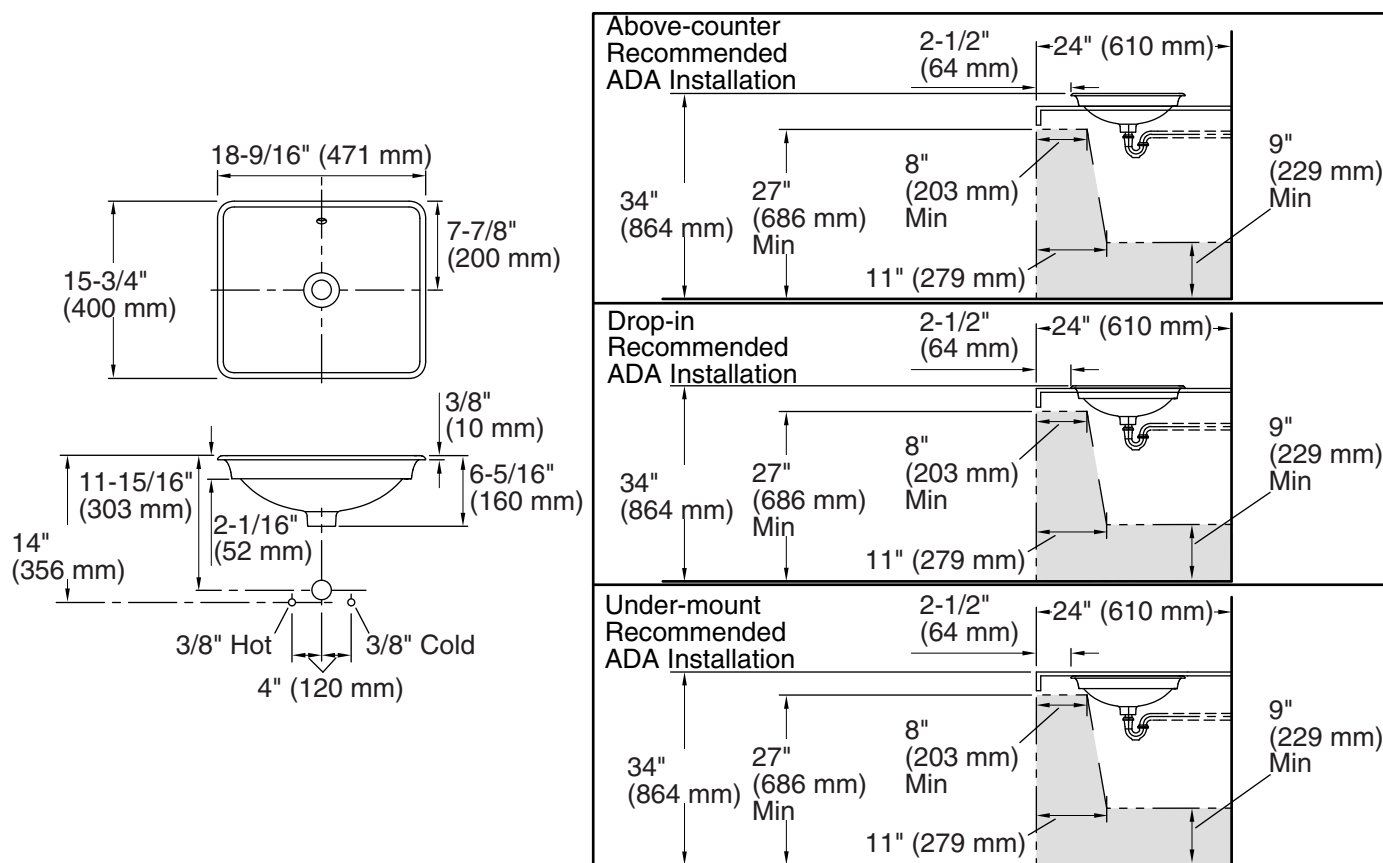
THE BOLD LOOK  
OF **KOHLER**®



## Iron Plains® Rectangle Wading Pool®

Vessel bathroom sink

**K-5400-P5**



### Technical Information

All product dimensions are nominal.

|                     |  |
|---------------------|--|
| Bowl configuration: | Single   |
| Installation:       | Vessel   |
| Bowl area (Only):   | Length: 17-1/2" (445 mm)<br>Width: 14-3/4" (375 mm)<br>Bowl depth: 4-9/16" (116 mm)<br>With overflow: Yes<br>Water depth: 2-15/16" (74 mm) |
| With overflow:      | Yes  |
| Template:           | 1222632-7, required, included  |

### Notes

Install this product according to the installation instructions.

**NOTICE:** Countertop manufacturer or cutter must use the cut-out template provided with the product, or a current one provided by Kohler Co. (call 1-800-4-KOHLER). Kohler Co. is not responsible for cutout errors when the incorrect cut-out template is used.

ADA, CSA B651 compliant when installed to the specific requirements of these regulations.