

### Features

- Two-handle centerset lavatory faucet for 4" centers.
- KOHLER ceramic disc valves exceed industry longevity standards for a lifetime of durable performance.
- Completes Devonshire design solution with KOHLER® fixtures and accessories.
- Part of the Devonshire faucet collection.
- 1.2 gpm (4.5 lpm) maximum flow rate at 60 psi (4.14 bar).

### Material

- Premium material construction for durability and reliability.
- KOHLER finishes resist corrosion and tarnishing.

### Installation

- Deck-mount.

### Recommended Products/Accessories

K-23726 Drain treatment  
K-23723 Faucet cleaner

### Optional Products/Accessories

1201610 Medium Concealed Laminar 1.0 gpm (3.8 l/min)



ADA

CSA B651

OBC

### Codes/Standards






ASME A112.18.1/CSA B125.1  
DOE - Energy Policy Act 1992  
EPA WaterSense®  
California Energy Commission (CEC)  
ADA  
ICC/ANSI A117.1  
CSA B651  
OBC

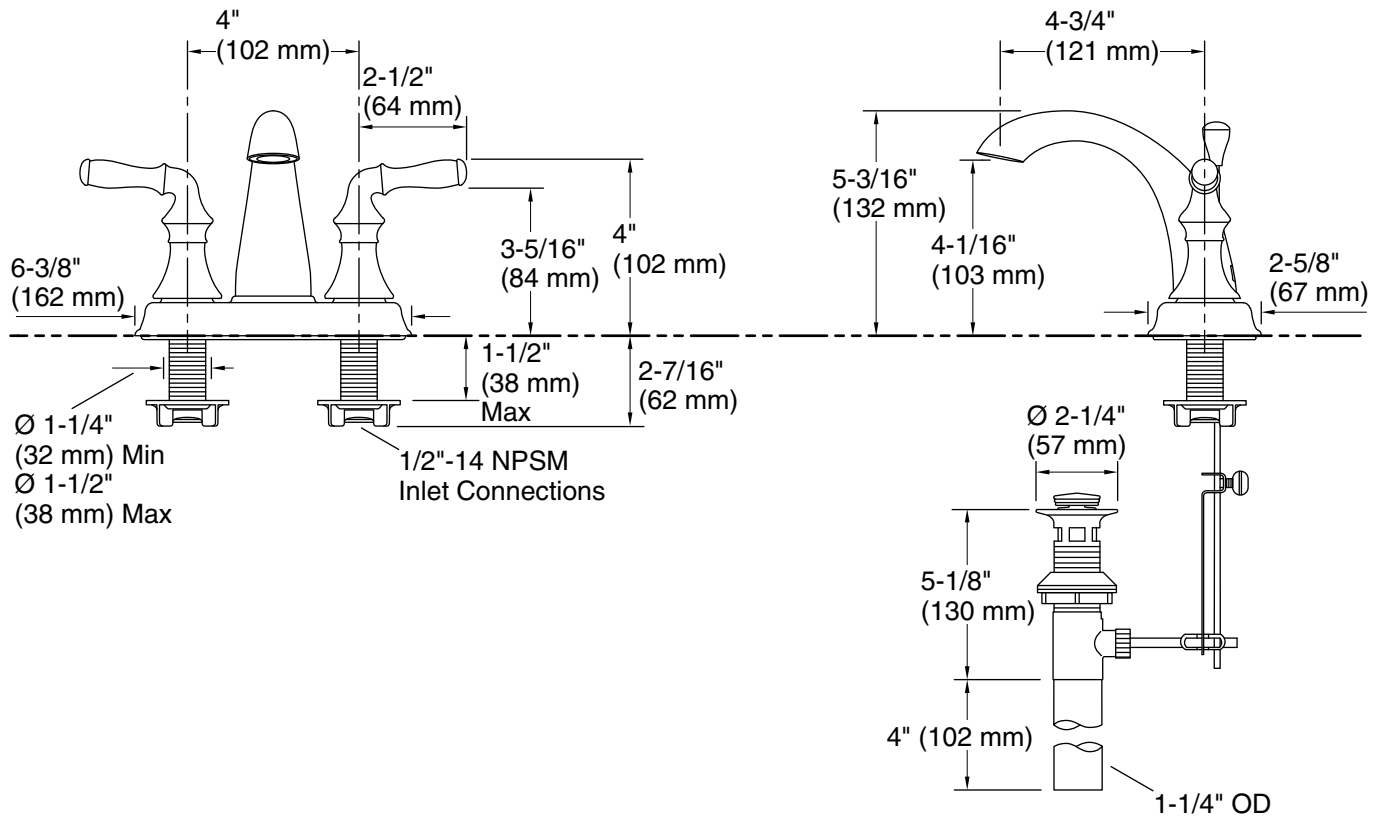
### KOHLER® One-Year Limited Warranty

See website for detailed warranty information.

### Available Colors/Finishes

*Color tiles intended for reference only.*

Color	Code	Description
	CP	Polished Chrome
	SN	Vibrant® Polished Nickel
	PB	Vibrant® Polished Brass
	BN	Vibrant® Brushed Nickel
	2BZ	Oil-Rubbed Bronze



### Technical Information

All product dimensions are nominal.

#### Faucet:

Flow rate: 1.2 gal/min (4.5 l/min)  
Pressure: 60 psi (4.1 bar)

#### Spout:

Spout reach: 4-3/4" (121 mm)

### Notes

Install this product according to the installation guide.

ADA compliant for handles only.

ADA, OBC, CSA B651 compliant when installed to the specific requirements of these regulations.