



Santa Rosa™ Comfort Height®

One-piece elongated 1.28 gpf chair height toilet

K-3810

Features

- One-piece toilets integrate the tank and bowl into a seamless, easy-to-clean design.
- Compact elongated bowl offers added comfort while occupying the same space as a round-front bowl.
- Comfort Height® feature offers chair-height seating that makes sitting down and standing up easier for most adults.
- 1.28 gpf (4.8 lpf).
- Left-hand Polished Chrome trip lever.
- Includes Brevia™ Quiet-Close™ seat.

Technology

- Single-flush gravity uses the force of gravity and a precision-engineered tank, bowl, and trapway to create a strong siphon during flushing.
- AquaPiston® canister allows water to flow into the bowl from all sides (360 degrees), increasing the power and effectiveness of the flush.
- Flush valve's 3:2 ratio harnesses the natural force of gravity and optimizes flush performance.
- Durable canister design has 90% less exposed seal material than a 3" flapper for leak-free performance.
- Light-touch canister flush requires a lower actuation force than a flapper.
- AquaPiston® canister flush valve optimizes flush performance and resists warping and deterioration.

Installation

- Standard 12" (305 mm) rough-in.
- Supply line sold separately.

Water Conservation & Rebates

- Eligible for consumer rebates in some municipalities.

Recommended Products/Accessories

K-75796 Cachet® Nightlight Quiet-Close™ Elongated toilet seat
K-8298 C³®-155 elongated cleansing toilet seat
K-5420 Low-Profile Bolt Caps
K-9169-L Trip lever
1023457 Wax Ring/Hardware Kit
1265114 Connector Hose
K-23726 Drain treatment

Included Components

Additional Components:
Bolt cap accessory pack
Tank accessory pack
Tank cover
Trip lever



ADA

CSA B651

OBC

Codes/Standards








ASME A112.19.2/CSA B45.1
DOE - Energy Policy Act 1992
EPA WaterSense®
ADA
ICC/ANSI A117.1
CSA B651
OBC

KOHLER® Toilets and Seats Limited Warranty

See website for detailed warranty information.

Available Colors/Finishes

Color tiles intended for reference only.

Color	Code	Description
	0	White
	96	Biscuit
	47	Almond
	NY	Dune
	95	Ice™ Grey
	G9	Sandbar
	7	Black Black™

1-800-4KOHLER (1-800-456-4537)

Kohler Co. reserves the right to make revisions without notice to product specifications.
For the most current Specification Sheet, go to www.kohler.com.

THE BOLD LOOK
OF **KOHLER**®

