



Crue™
One-light sconce
K-35872-SC01

Features

- Rounded glass shade joins pristinely with its decorative mount, creating an elegant simplicity
- Sconce can be positioned up or down, depending on room setting
- Candelabra base (E12) socket, works best with B11 or T8 bulb (sold separately)
- Suitable for damp locations, per UL 1598
- Coordinates with other products in the Crue collection

Material

- Manufactured with quality materials and complemented with a meticulous finishing process
- Durable finishes engineered to last and designed to coordinate with KOHLER faucet finishes



Codes/Standards






UL 1598
CSA C22.2 No. 250.0

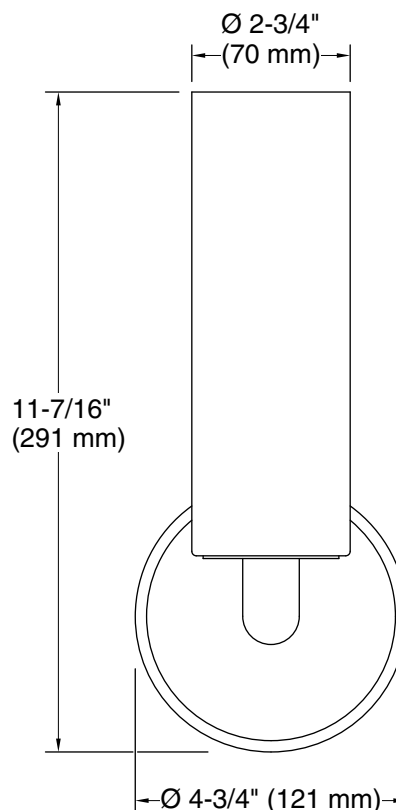
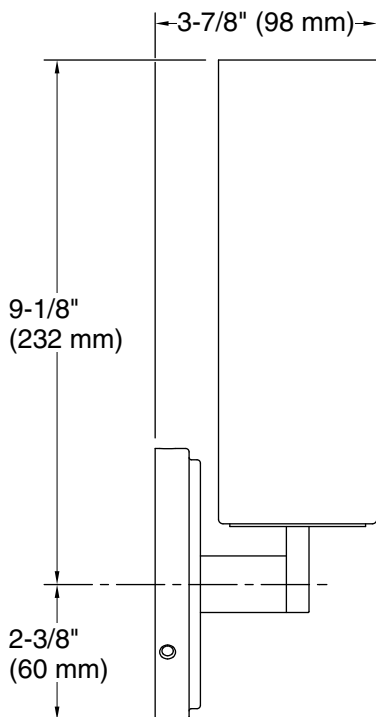
**KOHLER® Indoor Lighting Fixtures
Limited Warranty**

See website for detailed warranty information.

Available Colors/Finishes

Color tiles intended for reference only.

Color	Code	Description
	TTL	Titanium
	BNL	Brushed Nickel
	CPL	Polished Chrome
	BLL	Matte Black
	2GL	Brushed Moderne Brass



Required Electrical Service

One circuit required.

120 V, 0.333 A, 60 Hz

Technical Information

All product dimensions are nominal.

Material:	Steel, Glass, Aluminum
Number of Lights:	1
Lighting Type:	Socket-based
Socket Type:	E-12 Candelabra
Number of Shades:	1
Shade Type:	Frosted Glass
Hanging Type:	Non-hanging
Height:	11-1/2" (292 mm) - 11-1/2" (292 mm)

Notes

Install this product according to the installation instructions.