



# Highline® Classic Comfort Height®

two-piece elongated 1.0 gpf toilet  
**K-3519**

## Features

- Vitreous china.
- Elongated bowl.
- Equipped with Sloan FLUSHMATE® – Sloan® Valve Company.
- Polished chrome trip lever.
- 1.0 gpf (3.8 lpf).
- 2-1/4" (57 mm) fully-glazed trapway.
- 11-1/2" (292 mm) x 9-1/2" (241 mm) water area.
- 30-1/8" (765 mm) x 21-1/4" (540 mm) x 31-1/4" (794 mm).

## Installation

- Seat and supply line sold separately.
- Standard 12" (305 mm) rough-in.

## Recommended Products/Accessories

K-4636 Cachet® Quiet-Close™ Elongated Toilet Seat  
K-5588 Purefresh® Elongated Toilet Seat  
K-4108 C³®-230 Elongated cleansing toilet seat  
K-5420 Low-Profile Bolt Caps

## Included Components

Product consists of:

K-4304 Toilet bowl w/Pressure Lite® flush technology  
K-4484 Toilet tank, 1.0 gpf

Additional Components:

Tank cover  
Trip lever



ADA

CSA B651

OBC

## Codes/Standards




ASME A112.19.2/CSA B45.1  
DOE - Energy Policy Act 1992  
EPA WaterSense®  
ADA  
ICC/ANSI A117.1  
CSA B651  
OBC

## KOHLER® One-Year Limited Warranty

See website for detailed warranty information.

## Available Colors/Finishes

*Color tiles intended for reference only.*

Color	Code	Description
	0	White
	96	Biscuit
	7	Black Black™

