



# Bryant® Round

Drop-in bathroom sink w/single faucet hole

**K-2714-1**

## Features

- Single faucet hole.
- Round basin.
- Overflow drain.

## Material

- Vitreous china.

## Installation

- Drop-in.

## Recommended Products/Accessories

K-7107 Decorative Drain  
K-7108 Decorative Drain  
K-7129 Drain  
K-9018 P-Trap  
K-23726 Drain treatment  
K-23725 Cast iron cleaner



**ADA** **CSA B651** **OBC**

## Codes/Standards







ASME A112.19.2/CSA B45.1  
ADA  
ICC/ANSI A117.1  
CSA B651  
OBC

## KOHLER® One-Year Limited Warranty

See website for detailed warranty information.

## Available Colors/Finishes

*Color tiles intended for reference only.*

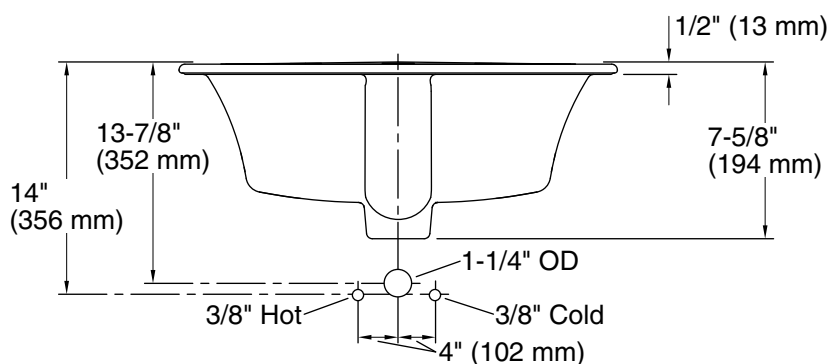
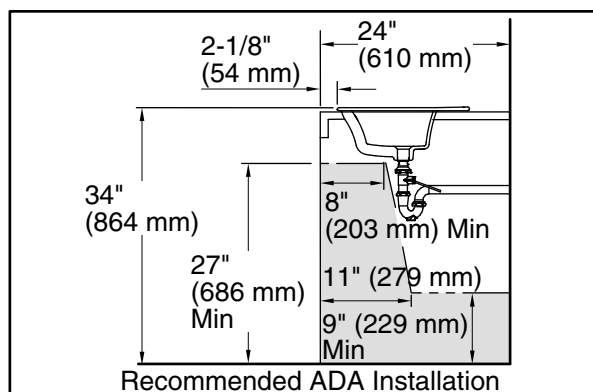
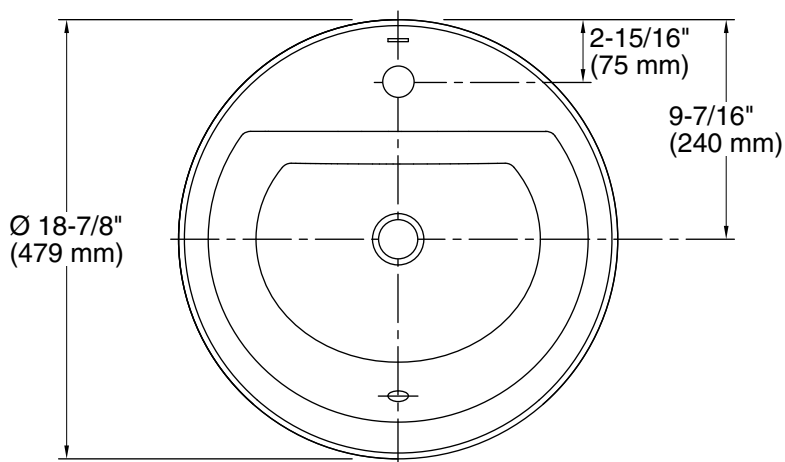
Color	Code	Description
	0	White
	96	Biscuit
	95	Ice™ Grey
	33	Mexican Sand™
	58	Thunder™ Grey
	7	Black Black™



# Bryant® Round

Drop-in bathroom sink w/single faucet hole

## K-2714-1



### Technical Information

All product dimensions are nominal.

Bowl configuration:	Single
Installation:	Drop-in
Bowl area (Only):	Length: 12-1/2" (318 mm) Width: 16-5/16" (414 mm) Water depth: 4" (102 mm)
Faucet hole(s):	1-3/8" (35 mm)
Drain hole:	1-3/4" (44 mm)
Template:	1155260-7, required, included

### Notes

Install this product according to the installation instructions.

Spout must be 5" (12.7 cm) long (min) for adequate clearance into the lavatory when installed with the centerline as shown.

**NOTICE:** Countertop manufacturer or cutter must use the cut-out template provided with the product, or a current one provided by Kohler Co. (call 1-800-4-KOHLER). Kohler Co. is not responsible for cutout errors when the incorrect cut-out template is used.

ADA, OBC, CSA B651 compliant when installed to the specific requirements of these regulations.