



Vox® Rectangle

Vessel bathroom sink
K-2660-8

Features

- 8" (203 mm) centerset faucet holes.
- Rectangular basin with a contemporary design.
- With overflow.
- 23" (584 mm) x 18-1/8" (460 mm)

Material

- Vitreous china.

Installation

- Drop-in or vessel.

Recommended Products/Accessories

K-23726 Drain treatment



ADA

CSA B651

Codes/Standards

ASME A112.19.2/CSA B45.1

ADA

ICC/ANSI A117.1





CSA B651

KOHLER® One-Year Limited Warranty

See website for detailed warranty information.

Available Colors/Finishes

Color tiles intended for reference only.

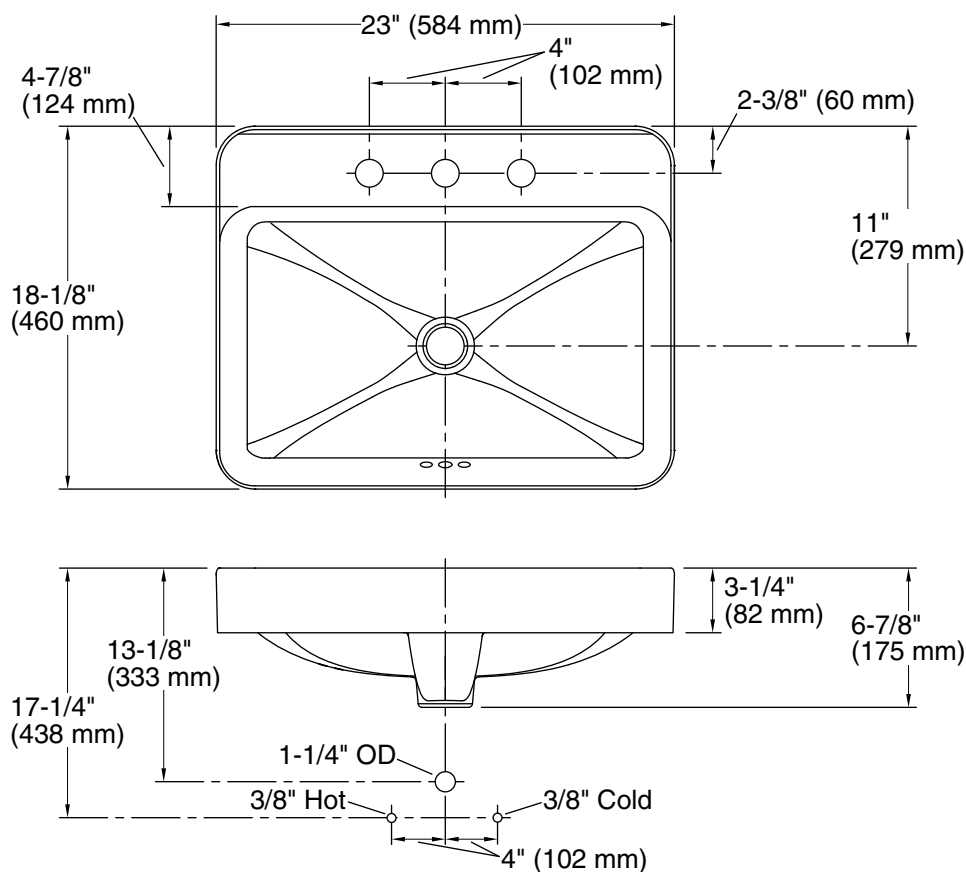
Color	Code	Description
	0	White
	96	Biscuit
	95	Ice™ Grey
	7	Black Black™

1-800-4KOHLER (1-800-456-4537)

Kohler Co. reserves the right to make revisions without notice to product specifications.

For the most current Specification Sheet, go to www.kohler.com.

THE BOLD LOOK
OF **KOHLER**®



Technical Information

All product dimensions are nominal.

Bowl configuration:	Single
Installation:	Drop-in, Vessel
Bowl area (Only):	Length: 22" (559 mm) Width: 13-1/4" (337 mm) Water depth: 3-3/4" (95 mm)
Number of deck holes:	3
Faucet hole spacing:	8" (203 mm)
Faucet hole(s):	1-3/8" (35 mm)
Drain hole:	1-3/4" (44 mm)
Template:	1144641-7, required, included

Notes

Install this product according to the installation instructions.

Choose a faucet that will provide adequate clearance and will direct the water stream to the center of the bathroom sink.

NOTICE: Countertop manufacturer or cutter must use the cut-out template provided with the product or a current one provided by Kohler Co. (call 1-800-4KOHLER). Kohler Co. is not responsible for cut-out errors when incorrect cut-out template is used.

Product rests on countertop. Consider height when designing installation.

ADA, CSA B651 compliant when installed to the specific requirements of these regulations.