

Features

- Two-function pull-out sprayhead with touch-control allows you to switch from aerate to Sweep® spray.
- Fast flow provides a powerful rise and quickly fills basins and buckets.
- Pullout reach provides maximum access and flexibility in and out of the sink.
- 120° spout rotation allows for unobstructed use of the sink.
- MasterClean™ sprayface features an easy-to-clean surface that withstands mineral buildup.
- KOHLER ceramic disc valves exceed industry longevity standards for a lifetime of durable performance.
- Single-handle operation facilitates flow and temperature control.
- Large spray setting button helps easily transition between spray functions.
- 4.0 gpm (15.1 l/min) maximum flow rate at 20 psi (1.3 bar).

Material

- Premium metal construction for durability and reliability.
- KOHLER finishes resist corrosion and tarnishing.

Installation

- Three-hole installation on 4" centers.
- Flexible supply lines simplify installation.

Recommended Products/Accessories

K-23723 Faucet cleaner



Codes/Standards

ASME A112.18.1/CSA B125.1

NSF/ANSI 61

NSF/ANSI 372





All applicable US Federal and State material regulations

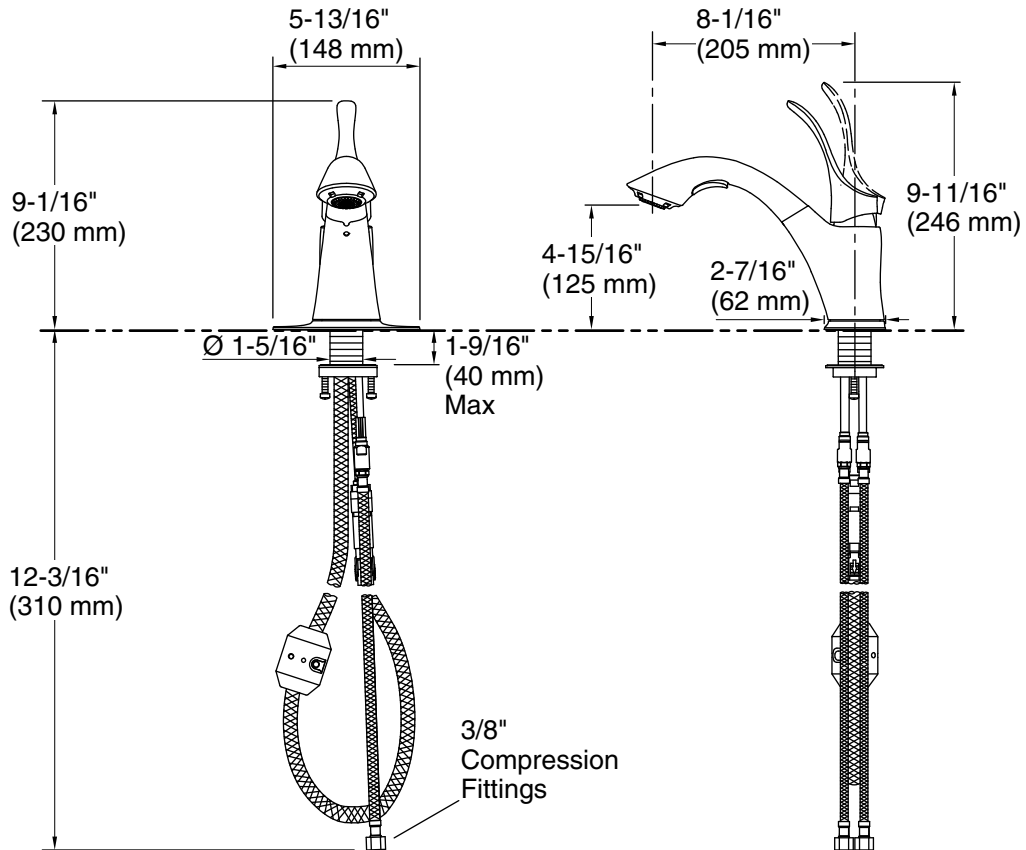
KOHLER® Faucet Lifetime Limited Warranty

See website for detailed warranty information.

Available Colors/Finishes

Color tiles intended for reference only.

Color	Code	Description
	CP	Polished Chrome
	VS	Vibrant® Stainless
	BL	Matte Black
	2MB	Vibrant® Brushed Moderne Brass



Technical Information

All product dimensions are nominal.

Notes

Install this product according to the installation instructions.

Faucet contains all necessary parts for both single-hole and three-hole installations.