

### Features

- One-piece, self-contained ceramic disc valve allows both volume and temperature control.
- High-temperature limit setting for added safety.
- 6-1/4" (159 mm) spout reach.
- Straight handle.
- Touch-activated drain with tailpiece and no overflow.
- 1.2 gpm (4.5 lpm) maximum flow rate at 60 psi (4.14 bar).

### Material

- Brass.

### Installation

- Single-hole mounting.

### Recommended Products/Accessories

- K-23726 Drain treatment
- K-23723 Faucet cleaner



### Codes/Standards









ASME A112.18.1/CSA B125.1  
NSF/ANSI 61  
NSF/ANSI 372  
All applicable US Federal and State material regulations  
DOE - Energy Policy Act 1992  
EPA WaterSense®  
California Energy Commission (CEC)

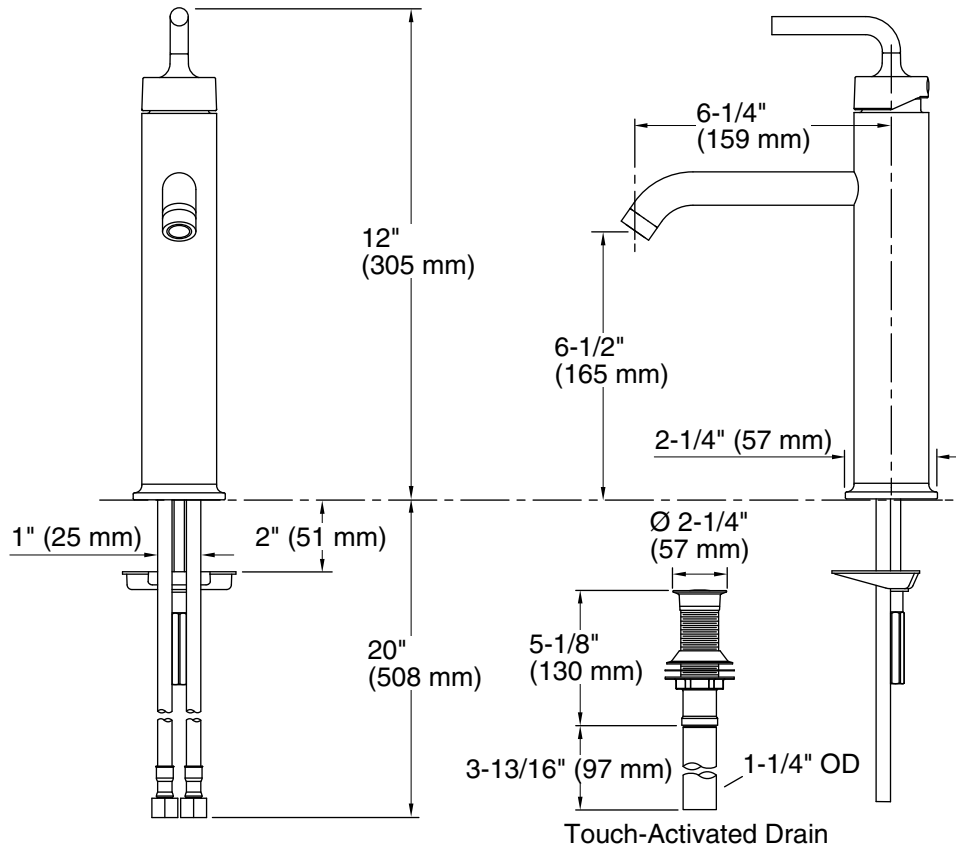
### KOHLER® Faucet Lifetime Limited Warranty

See website for detailed warranty information.

### Available Colors/Finishes

*Color tiles intended for reference only.*

Color	Code	Description
	CP	Polished Chrome
	SN	Vibrant® Polished Nickel
	AF	Vibrant® French Gold
	BN	Vibrant® Brushed Nickel
	BV	Vibrant® Brushed Bronze
	BL	Matte Black
	2MB	Vibrant® Brushed Moderne Brass
	RGD	Vibrant Rose Gold



Touch-Activated Drain

**Technical Information**

All product dimensions are nominal.

**Faucet:**

Flow rate: 1.2 gal/min (4.5 l/min)

Pressure: 60 psi (4.1 bar)

Drain included: Yes

**Spout:**

Spout reach: 6-1/4" (159 mm)

**Notes**

Install this product according to the installation guide.