



PRESSURE RELIEF PNEUMATIC
TEST-PLUG

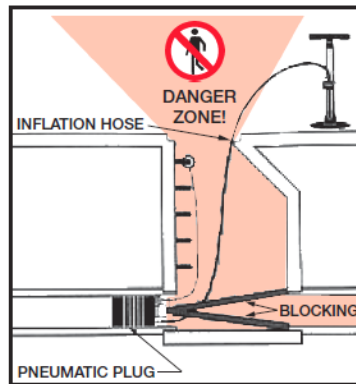
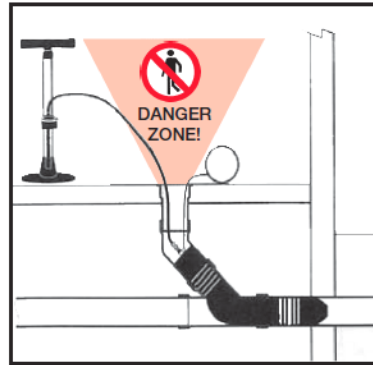
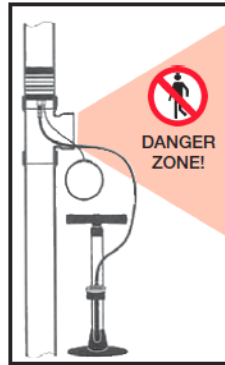
Instructions:

1. Read and understand all enclosed safety precautions before using test plug.
2. Safety glasses and hard hat must be worn during use.
3. Measure pipe to ensure proper plug selection. Never use a plug in a pipe size outside its recommended use range. Use only the proper plug for each pipe diameter.
4. Inspect plug for proper condition before each use. Keep away from danger zone when plug is in use.
5. Always use inflation extension hoses that allow plug inflation and deflation from outside the danger zone.
6. Never remove inflation hose until all backpressure is equalized and plug is deflated.
7. Always inflate to proper pressure indicated on plug. Use only properly calibrated pressure gauges.
8. Never exceed recommended maximum backpressure. Always release backpressure from pipe before deflating plug. (See safety manual)

Safety Notice:

Failure to follow proper procedures may result in property damage, severe bodily injury, and even death.

ALWAYS keep out of the danger zone while a pneumatic test plug is in use.



KEEP OUT OF THE DANGER ZONE!