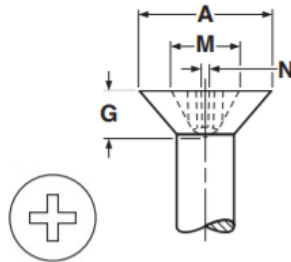


Metallics

An **AMERICAN** Source For Premier
and Innovative Fasteners and Anchors

FLAT HEAD WOOD SCREWS – BRASS

The following Specification Sheet applies to all **Brass Flat Head Wood Screws** in our **JFWPB** series of screws.



Phillips

PHILLIPS FLAT HEADS FOR WOOD SCREWS													ASME B18.6.1
Nominal Size	A		H	J		T		M		G		N	Phillips Driver Size
	Head Diameter		Head Height	Width of Slot		Depth of Slot		Dimensions of Recess					
	Max	Min	Ref	Max	Min	Max	Min	Diameter		Depth		Width	
								Max	Min	Max	Min	Min	
2	.172	.147	.051	.031	.023	.023	.015	.102	.089	.063	.047	.017	1
3	.199	.171	.059	.035	.027	.027	.017	.107	.094	.068	.052	.018	1
4	.225	.195	.067	.039	.031	.030	.020	.128	.115	.089	.073	.018	1
5	.252	.220	.075	.043	.035	.034	.022	.154	.141	.086	.063	.027	2
6	.279	.244	.083	.048	.039	.038	.024	.174	.161	.106	.083	.029	2
7	.305	.268	.091	.048	.039	.041	.027	.189	.176	.121	.098	.030	2
8	.332	.292	.100	.054	.045	.045	.029	.204	.191	.136	.113	.032	2
9	.358	.316	.108	.054	.045	.049	.032	.214	.201	.146	.123	.033	2
10	.385	.340	.116	.060	.050	.053	.034	.258	.245	.146	.123	.034	3
12	.438	.389	.132	.067	.056	.060	.039	.283	.270	.171	.148	.036	3
14	.507	.452	.153	.075	.064	.070	.046	.283	.270	.171	.148	.036	3
16	.544	.485	.164	.075	.064	.075	.049	.303	.290	.191	.168	.039	3

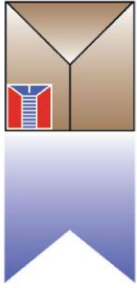
Metallics

229 Cross Street
Bristol, CT 06010

www.metallics.us

Phone: 860 589-4186 Toll Free: 800 243-8272

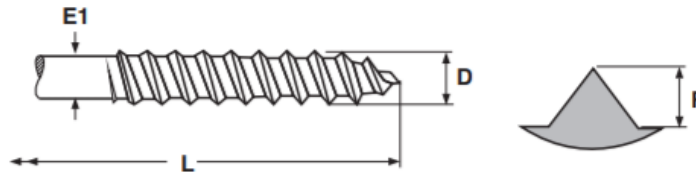
Fax: 860 584-1008 Toll Free Fax: 800 831-9358



Metallics

An **AMERICAN** Source For Premier
and Innovative Fasteners and Anchors

THREAD DIMENSIONS



THREAD & BODY DIAMETERS FOR WOOD SCREWS • CUT & ROLLED THREAD TYPES										ASME B18.6.11997
Nominal Size or Basic Screw Diameter	Threads per Inch (±10%)	D		E		E1		F		
		Major Thread Diameter		Body Diameter (Cut Thread)		Body Diameter (Rolled Thread)		Thread Depth		
		Max	Min	Max	Min	Max	Min	Min		
2	.086	26	.090	.079	.090	.079	.075	.064	.010	
3	.099	24	.103	.092	.103	.092	.086	.075	.014	
4	.112	22	.116	.105	.116	.105	.095	.084	.016	
5	.125	20	.129	.118	.129	.118	.107	.096	.018	
6	.138	18	.142	.131	.142	.131	.118	.107	.020	
7	.151	16	.155	.144	.155	.144	.127	.116	.022	
8	.164	15	.168	.157	.168	.157	.136	.125	.023	
9	.177	14	.181	.170	.181	.170	.147	.136	.026	
10	.190	13	.194	.183	.194	.183	.157	.146	.030	
12	.216	11	.220	.209	.220	.209	.176	.165	.031	
14	.242	10	.246	.235	.246	.235	.201	.190	.035	
16	.268	9	.272	.261	.272	.261	.214	.203	.038	
Nominal Screw Length										
Tolerance on Length	Up to 5/8 in., Incl.		Over 5/8 to 1-1/2 in., Incl.		Over 1-1/2 to 2-3/4 in., Incl.		Over 2-3/4 in.			
	+0, -0.03		+0, -0.05		+0, -0.06		+0, -0.09			

THREAD LENGTH

Length of Thread	Length ≤ 1 in. then full thread	Length ≥ 1 in. then 2/3 thread
------------------	---------------------------------	--------------------------------

Metallics

229 Cross Street
Bristol, CT 06010

www.metallics.us

Phone: 860 589-4186 Toll Free: 800 243-8272

Fax: 860 584-1008 Toll Free Fax: 800 831-9358