



# HOLDRITE®


## WATER HEATER AND EQUIPMENT ACCESSORIES

**NEW SKU'S!**

### QUICK SHED™

- Superior engineered design
- Meets code requirements
- Galvanized steel construction
- Protects outside water heater from weather and tampering
- Provides neat and orderly appearance
- Move water heater outside to increase inside space
- Easy assembly with basic tools
- Screws provide secure installation
- Superior front panel design provides access door for service
- Air space crush zone packaging protects corners and transfers weight evenly across product during transportation
- Model -B includes back panel

Model#	Description	Box Qty
QS-E24	24" Shed Enclosure (24" x 74" x 24")	1
QS-E24-B	24" Shed Enclosure (24" x 74" x 24") with back panel	1
QS-E26	26" Shed Enclosure (26" x 74" x 26")	1
QS-E26-B	26" Shed Enclosure (26" x 74" x 26") with back panel	1
QS-E30	30" Shed Enclosure (30" x 74" x 30")	1
QS-E30-B	30" Shed Enclosure (30" x 74" x 30") with back panel	1
QS-E36-B	36" Shed Enclosure (36" x 84" x 36") with back panel	1
QS-EVC	Vent Cap	1



### QUICK SHED™ VENT CAP

- Allows air circulation
- Prevent excess heat accumulation
- Keeps most rain and weather out
- Ideal for electric water heaters

Model#	Description	Box Qty
QS-EVC	Vent Cap	1

### QUICK STRAP®

#### Expansion Tank Mounting Brackets

- Secures tank to wall and takes weight load off pipes
- Galvanized and stainless steel construction
- QS-5 Supports tanks up to 9" diameter
- QS-12 Supports tanks from 9½" to 13" diameter
- Includes mounting bracket, (2) support straps, and #8 x 1½" mounting screws



Model#	Description	Box Qty
QS-5	Up to 2.5 Gallons; Up to 9" Diameter	15
QS-12	Up to 5 Gallons; Up to 9.5" to 13" Diameter	15



**RATED UP TO 2,000 LBS!**

### QUICK STAND™

#### Equipment Platform

- Equipment stand, unassembled
- Galvanized steel construction
- Meets Codes
- Independently lab tested

Model#	Size	Box Qty
40-S-34-U	Up to 2,000 lbs. 34" x 34" top	1




## QUICK STAND™ SUSPENDED PLATFORM

### • CEILING MOUNT

- Cross Braces for seismic requirements
- 1" or 1¼", PVC drain fitting (MIP/Socket)
  - For CPVC drain fitting add -C to model #.
  - #40-SWHP supports up to 20 gallons or 375 lbs.
  - #50-SWHP supports up to 50 gallons or 600 lbs.
  - #60-SWHP supports up to 50 gallons or 750 lbs.

Model#	Drain Pan Size	Box Qty	Pallet Qty
40-SWHP	21¼" x 21¼" x 2½"	1	10
50-SWHP	26½" x 26½" x 2½"	1	10
60-SWHP	28½" x 28½" x 3"	1	10



## QUICK STAND™ SUSPENDED PLATFORM

### • CEILING MOUNT

- No Cross Brace
- 1" or 1¼", PVC or CPVC drain fitting (MIP/Socket)
  - For CPVC drain fitting add -C to model #.
  - #40-SWHP-A supports up to 20 gallons or 375 lbs.
  - #50-SWHP-A supports up to 50 gallons or 600 lbs.
  - #60-SWHP-A supports up to 50 gallons or 750 lbs.
- M Series has 1¼" Metal drain fitting
  - #30-SWHP-M supports up to 20 gallons or 300 lbs.
  - #40-SWHP-M supports up to 20 gallons or 375 lbs.
  - #50-SWHP-M supports up to 50 gallons or 600 lbs.
  - #60-SWHP-M supports up to 50 gallons or 750 lbs.

Model#	Drain Pan Size	Box Qty	Pallet Qty
40-SWHP-A	21¼" x 21¼" x 2½"	1	10
50-SWHP-A	26½" x 26½" x 2½"	1	10
60-SWHP-A	28½" x 28½" x 3"	1	10

Model#	Drain Pan Size	Box Qty	Pallet Qty
30-SWHP-M	24" x 24" x 4"	1	10
40-SWHP-M	21¼" x 21¼" x 2½"	1	10
50-SWHP-M	26½" x 26½" x 2½"	1	10
60-SWHP-M	28½" x 28½" x 3"	1	10



## QUICK STAND™ SUSPENDED PLATFORM

### • WALL MOUNT

- 1" or 1¼", PVC or CPVC drain fitting (MIP/Socket)
  - For CPVC drain fitting add -C to model #.
  - #40-SWHP-W supports up to 20 gallons or 375 lbs.
  - #50-SWHP-W supports up to 50 gallons or 600 lbs.
  - #60-SWHP-W supports up to 50 gallons or 750 lbs.
- M Series has 1" or 1¼" Metal drain fitting
  - #30-SWHP-WM supports up to 20 gallons or 300 lbs.
  - #40-SWHP-WM supports up to 20 gallons or 375 lbs.
  - #50-SWHP-WM supports up to 50 gallons or 600 lbs.
  - #60-SWHP-WM supports up to 50 gallons or 750 lbs.

Model#	Drain Pan Size	Box Qty	Pallet Qty
40-SWHP-W	21¼" x 21¼" x 2½"	1	10
50-SWHP-W	26½" x 26½" x 2½"	1	10
60-SWHP-W	28½" x 28½" x 3"	1	10

Model#	Drain Pan Size	Box Qty	Pallet Qty
30-SWHP-WM	24" x 24" x 4"	1	10
40-SWHP-WM	21¼" x 21¼" x 2½"	1	10
50-SWHP-WM	26½" x 26½" x 2½"	1	10
60-SWHP-WM	28½" x 28½" x 3"	1	10



## QUICK PAN™

- Meets Code Requirements
- Rolled edges for safety
- Aluminum pan with 1" PVC or CPVC drain fitting
- Use with gas or electric water heaters
- Now with a compact 1" Bulkhead Fitting
- Add -C to model # for 1" CPVC drain fitting

Model#	Description	Box Qty
QP-20	20" Aluminum Water Heater Pan with drain fitting	6
QP-22	22" Aluminum Water Heater Pan with drain fitting	6
QP-24	24" Aluminum Water Heater Pan with drain fitting	6
QP-26	26" Aluminum Water Heater Pan with drain fitting	6
QP-28	28" Aluminum Water Heater Pan with drain fitting	6
QP-30	30" Aluminum Water Heater Pan with drain fitting	6

## QUICK STRAP®



MODEL#	IAPMO LISTED	CITY OF L.A. APPROVED	CALIFORNIA ACCEPTED
QUICK STRAP-50	✓	✓	✓
QUICK STRAP-50-D	✓	✓	✓
QUICK BELT-50-F	✓	✓	✓
QUICK STRAP-50-P	✓	✓	✓
QUICK STRAP-120	✓	✓	✓



## QUICK STRAP® DELUXE

- The most tested and recognized water heater restraint
- Powder-coated steel water heater strap with (2) safety caps
- Supports up to 80 gallon water heaters
- Customized label available with your company name



Model#	Size	Box Qty	Pallet Qty
QS-50-D	Up to 80 gal.	15	120



## QUICK STRAP®

- The most tested and recognized water heater restraint
- Galvanized water heater strap in box
- QS-50, QS-50-S Supports up to 80 gallon water heaters
- QS-120 Supports up to 120 gallon water heaters



Model#	Size	Qty	Pallet Qty
QS-50	Up to 80 gal.	15/Box	120
QS-50-S	Up to 80 gal.	15/Box	120
QS-50-P	Up to 80 gal.	15/Bag	180
QS-120	Up to 120 gal.	12	60



## QUICK BELT™

- The most tested and recognized water heater restraint
- Soft-belt style water heater strap
- #QB-50-F supports up to 80 gallon water heaters



Model#	Size	Box Qty	Pallet Qty
QB-50-F	Up to 80 gal.	20	120

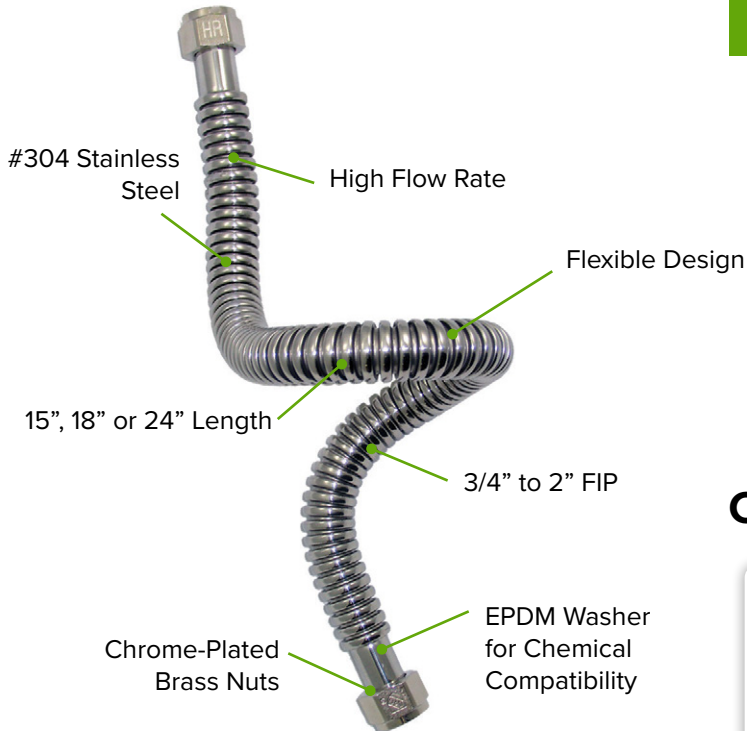


## QUICK STAND™

- Water heater stand, both assembled and unassembled
- Galvanized steel construction
- "-U" Models are unassembled. "-A" models are pre-assembled.

Model#	Size	Qty	Pallet Qty
40-S-22-U	Up to 52 gal. / 650 lbs.	1	24
40-S-22-A	Up to 52 gal. / 650 lbs.	1	24
40-S-24-U	Up to 100 gal. / 1,200 lbs.	1	18
40-S-24-A	Up to 100 gal. / 1,200 lbs.	1	18
40-S-30-U	Up to 100 gal. / 1,200 lbs.	1	12
40-S-34-U	Up to 2,000 lbs. 34" x 34" top	1	

# QUICK FLEX™ CONNECTOR



## TECHNICAL DATA

- Meets ASME A112.18.6
- #304 Stainless Steel
- 125 Service/200 Max PSI
- 190° Temperature Rated
- IAPMO Listed

## QUICK FLEX™ Connector Advantages

### Compares to Copper Corrugated Connectors

- Large ID for Higher Flow Rate
- No Need for Dielectric Unions
- Reduce Installation Costs
- Minimize Corrosion & Electrolysis
- Extreme Flexibility
- Ideal for Close to the Wall or Unique Installations
- Provide Added Flexibility in Seismic Zones

### Compares to Copper Braided Connectors

- Large ID for Higher Flow Rate
- Will not Kink
- 3/4" to 2" Diameter Connector Available
- High Flexibility for Tight Turning Radius

## CONNECTOR APPLICATIONS



Model#	Description	Box Qty
QFC-7515	3/4" FIP x 3/4" FIP x 15" Stainless Steel Water Heater Connector	35
QFC-7518	3/4" FIP x 3/4" FIP x 18" Stainless Steel Water Heater Connector	35
QFC-7524	3/4" FIP x 3/4" FIP x 24" Stainless Steel Water Heater Connector	35
QFC-17518	1" FIP x 3/4" FIP x 18" Stainless Steel Water Heater Connector	30
QFC-17524	1" FIP x 3/4" FIP x 24" Stainless Steel Water Heater Connector	30
QFC-0118	1" FIP x 1" FIP x 18" Stainless Steel Water Heater Connector	25
QFC-0124	1" FIP x 1" FIP x 24" Stainless Steel Water Heater Connector	25
QFC-11418	1 1/4" FIP x 1 1/4" FIP x 18" Stainless Steel Water Heater Connector	12
QFC-11218	1 1/2" FIP x 1 1/2" FIP x 18" Stainless Steel Water Heater Connector	10
QFC-0218	2" FIP x 2" FIP x 18" Stainless Steel Water Heater Connector	9



**HOLDRITE®**

[www.HOLDRITE.com](http://www.HOLDRITE.com)  
(800) 321-0316

HOLDRITE® is a premier manufacturer and distributor of construction products for both residential and commercial markets.

We provide quality products and value-added services for the distributor, contractor, engineer, architect and home owner to ensure cost effective solutions.