

Shower only Trim Kit / Tub & Shower Trim Kit

SPECIFICATIONS

Features/Benefits

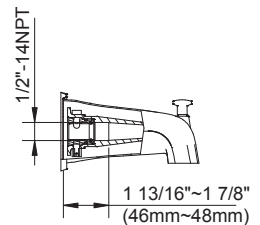
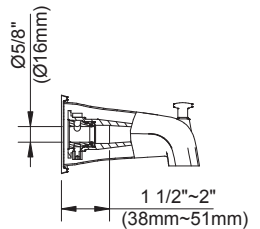
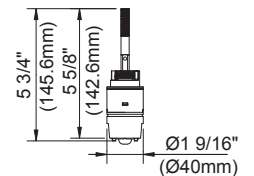
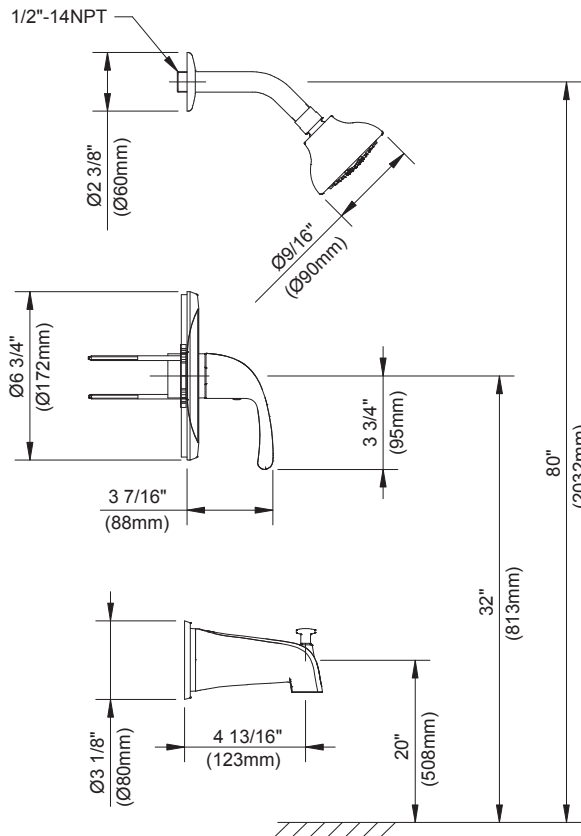
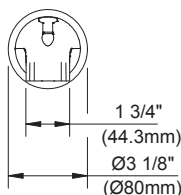
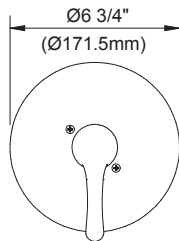
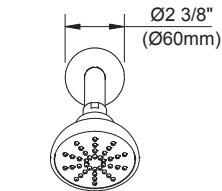
- Diverter on Spout (G00G9317TC)
- Requires Treysta® Rough-In Valve, G00GS50 Series (Horizontal Inputs) or G00GS52 Series (Vertical Inputs)
- Includes Treysta® Pressure Balance Ceramic Disc Cartridge
- 1.75 gpm (6.6 L/min) Maximum Flow Rate @ 80psi
- Includes Viper® Single Function Showerhead, G0049108
- 6" Metal Shower Arm
- Accommodates Standard, Back-to-Back
- Finish-Matched Gerber Shallow Wall Kit, GA663B11, Sold Separately
- Finish-Matched Deep Wall Kit, D113001, Sold Separately

Available Color/Finishes

Chrome

Please see gerber.com or current price list for available finishes.
Finish is defined by additional suffix.

Standards & Certifications



Submittal Information:

Name:

Location:

Contractor:

Contact #: